

# Statistical Profile of the Victorian Prison System

1999/2000 to 2003/2004



DEPARTMENT  
OF JUSTICE



# Statistical Profile of the Victorian Prison System

1999/2000 to 2003/2004

© Copyright State of Victoria 2005  
This publication is copyright. Apart from any use as permitted under the Copyright Act 1968 or by individuals for study purposes, no part of this publication may be reproduced without permission. In all cases the source of the material must be acknowledged when reproducing or quoting any part of this publication

ISSN 1442-1135

Contact for permission to copy or for further information:  
Correctional Services Commissioner  
GPO Box 123A, Melbourne Vic 3001 Australia

DEPARTMENT  
OF JUSTICE

State Government  
**Victoria**

# Contents

<b>Foreword</b>	<b>4</b>
<b>Preface</b>	<b>5</b>
<b>System Configuration and Prisoner Population Trends</b>	<b>6</b>
<b>Key Findings</b>	<b>10</b>
<b>Prisoner Census Data</b>	<b>13</b>
<b>Prisoner Receptions</b>	<b>38</b>
<b>Indigenous Prisoners Data (Census and Reception Data)</b>	<b>46</b>
<b>Prison Profiles</b>	<b>62</b>
<b>Definitions and Explanatory Notes</b>	<b>75</b>

## Appendices

Appendix I Australian National Classification of Offences (ANCO)	77
--	----

## Figures

Figure 1 Persons in custody in prisons and police cells 30 June 1994 to 30 June 2004	7
Figure 2 Prisoner numbers and prison design capacity – men's prisons as at 30 June	8
Figure 3 Prisoner numbers and prison design capacity – women's prisons as at 30 June	9
Figure 4 Total prisoner population as at 30 June 1998–2004	10

## Tables

### System Configuration and Prisoner Population Trends

Table 1 Victoria's prisons at 30 June 2004	6
Table 2 Prisoner population at 30 June	7
Table 3 Prison design capacity at 30 June	8
Table 4 Prison utilisation rate at 30 June	8
Table 5 Prisoner receptions and discharges	9

### Prisoner Census Data at 30 June

Table 6 Historical summary – male prisoners	13
Table 7 Historical summary – female prisoners	14
Table 8 Historical summary – all prisoners	15
Table 9 All prisoners, by sex and age	16
Table 10 All prisoners, by sex, age and imprisonment rate	17
Table 11 Imprisonment rates – Victoria and Australia	18
Table 12 All prisoners, by sex and known prior adult imprisonment	19
Table 13 All prisoners, by sex and legal status	20
Table 14 All prisoners, by sex and security rating	21
Table 15 Sentenced prisoners, by most serious offence – male prisoners	22
Table 16 Sentenced prisoners, by most serious offence – female prisoners	23
Table 17 All sentenced prisoners, by most serious offence	24
Table 18 Sentenced prisoners, by sex and expected time to serve	25
Table 19 Unsentenced prisoners, by most serious charge – male prisoners	26
Table 20 Unsentenced prisoners, by most serious charge – female prisoners	27
Table 21 All unsentenced prisoners, by most serious charge	28
Table 22 Unsentenced prisoners, by level of court of remand and time already served on remand	29

# Contents

Table 23 All prisoners, by most serious offence/charge – male prisoners	30
Table 24 All prisoners, by most serious offence/charge – female prisoners	31
Table 25 All prisoners, by most serious offence/charge	32
Table 26 All prisoners, by sex and country of birth	33
Table 27 All prisoners born in countries where the first language is other than English	34
Table 28 All prisoners, by sex and highest level of education (on reception)	35
Table 29 All prisoners, by sex and employment status (on reception)	36
Table 30 All prisoners, by sex and marital status (on reception)	37

## Prisoner Receptions

---

Table 31 All prisoner receptions, by sex and age	38
Table 32 All prisoner receptions, by sex and legal status on reception	39
Table 33 All prisoner receptions, by most serious offence/charge – male prisoners	40
Table 34 All prisoner receptions, by most serious offence/charge – female prisoners	41
Table 35 All prisoner receptions, by most serious offence/charge	42
Table 36 Sentenced prisoner receptions, by sex and expected time to serve	43
Table 37 All prisoner receptions, by sex and country of birth	44
Table 38 All prisoner receptions born in countries where the first language is other than English	45

## Indigenous Prisoners (Census and Reception Data)

---

Table 39 All prisoners, by sex and indigenous status	46
Table 40 All indigenous prisoners, by sex and age	47
Table 41 All indigenous prisoners, by sex, age and imprisonment rate	48
Table 42 Indigenous imprisonment rates – Victoria and Australia	49
Table 43 All indigenous prisoners, by sex and known prior adult imprisonment	50
Table 44 All indigenous prisoners, by sex and legal status	51
Table 45 All indigenous prisoners, by most serious offence/charge – male prisoners	52
Table 46 All indigenous prisoners, by most serious offence/charge – female prisoners	53
Table 47 All indigenous prisoners, by most serious offence/charge	54
Table 48 Sentenced indigenous prisoners, by sex and expected time to serve	55
Table 49 All indigenous prisoner receptions, by sex and age	56
Table 50 All indigenous prisoner receptions, by sex and legal status (on reception)	57
Table 51 All indigenous prisoner receptions, by most serious offence/charge – male prisoners	58
Table 52 All indigenous prisoner receptions, by most serious offence/charge – female prisoners	59
Table 53 All indigenous prisoner receptions, by most serious offence/charge	60
Table 54 Sentenced indigenous prisoner receptions, by sex and expected time to serve	61

## Prison Profiles

---


Table 55 Ararat Prison	62
Table 56 Barwon Prison	63
Table 57 Beechworth Prison	64
Table 58 Bendigo Prison	65
Table 59 Dame Phyllis Frost Centre	66
Table 60 Dhurringile Prison	67
Table 61 Fulham Correctional Centre	68
Table 61 Langi Kal Kal Prison	69
Table 63 Loddon Prison	70
Table 64 Melbourne Assessment Prison	71
Table 65 Port Phillip Prison	72
Table 66 Tarrengower Prison	73
Table 67 Won Wron Prison	74

# Foreword

I am delighted to introduce the fifth edition of the publication "Statistical Profile of the Victorian Prison System", which has been prepared by Corrections Victoria in the Victorian Department of Justice.

This statistical publication profiles the major characteristics of the prisoner population over the last five years, as well as providing profiles of the key characteristics of the prisoner population at each of the State's thirteen prisons as at 30 June 2004.

This document is a valuable factual reference tool for those with an interest in prison population trends in Victoria. The previous four publications in this series have been well received, and I am confident that this fifth edition will continue to contribute to informed debate about our prison system.

A handwritten signature in black ink, appearing to read 'KELVIN ANDERSON', with a long horizontal flourish extending to the right.

**KELVIN ANDERSON**

Commissioner

June 2005

# Preface

This publication, the fifth in a regular series, contains data for the five year period from 30 June 2000 to 2004 derived from data collected for the National Prisoner Census by Corrections Victoria. Part of this data is published annually by the Australian Bureau of Statistics.

Data relating to prisoner receptions is derived from prisoner reception records from the Prisoner Information Management System which is maintained by Corrections Victoria.

The tables in this publication profile the demographic and sentence characteristics of the prisoner population, which set the context for the delivery of prison services.

The following type of data are presented:


**Census data** – relates to all prisoners in custody on 30 June (“census” or “annual stock” data). “Stock” data provides a snapshot of the prison population at a particular point in time. Prisoners who are serving long sentences tend to be relatively over-represented in this data.

**Flow data** – or “throughput” data is equally important in accurately describing the prisoner population:

Reception data: flow data that provides a picture of the characteristics of all of the prisoners who have been received into custody over a specified period, in this case a financial year.

Discharge data: flow data that relates to all of the prisoners who have been discharged from custody over a specified period, in this case a financial year.

# System Configuration and Prisoner Population Trends



# System Configuration and Prisoner Population Trends

At 30 June 2004 the Victorian prison system comprised thirteen prisons. Each prison performs significantly different functions, provides services to prisoners with differing treatment and supervision needs, and is unique in terms of size, location, security level and physical infrastructure including accommodation.

Eleven prisons are operated by the public provider, Corrections Victoria and two are privately managed prisons.

Prison profiles for each of the thirteen prisons are provided at the back of this report.

**Table 1 Victoria's Prisons at 30 June 2004**

Prison	Operator	Year Opened	Security Level <sup>(a)</sup>	Design Capacity <sup>(b)</sup>	Temporary Capacity <sup>(c)</sup>
<b>Men's Prisons</b>					
Melbourne Assessment Prison	Corrections Victoria	1989	Maximum	250	30
Port Phillip Prison	GSL Custodial Services Pty Ltd	1997	Maximum	614	130
Barwon Prison	Corrections Victoria	1990	Maximum	325	139
Ararat Prison	Corrections Victoria	1967	Medium	256	141
Beechworth Prison	Corrections Victoria	1860	Medium	123	9
Bendigo Prison	Corrections Victoria	1863	Medium	80	5
Fulham Correctional Centre	The GEO Group Australia Pty Ltd	1997	Medium	658	187
Loddon Prison	Corrections Victoria	1990	Medium	320	79
Dhurringile Prison	Corrections Victoria	1877; 1965	Minimum	108	66
Langi Kal Kal Prison	Corrections Victoria	1950; 1993	Minimum	100	10
Won Wron Prison	Corrections Victoria	1964	Minimum	127	-
<b>Women's Prisons</b>					
Dame Phyllis Frost Centre	Corrections Victoria	1996	Maximum	175	85
Tarrengower Prison	Corrections Victoria	1987	Minimum	38	16

(a) Maximum and medium security prisons are also known as "Secure" prisons, meaning a prison where the regime for managing prisoners requires them to be confined by a secure perimeter physical barrier. Minimum security, or "Open" prisons, operate a regime for managing prisoners that does not require them to be confined by a secure perimeter physical barrier irrespective of whether a physical barrier exists.

(b) **Design Capacity** is the number of permanent places available in which to house prisoners; and excludes loss of privilege cells, management cells used only on a short-term basis, observation cells, hospital beds and temporary beds. Also excluded are any additional beds that have been placed in cells over and above their designated capacity (e.g. single cells which have been double-bunked are counted as single person accommodation) and any demountable or relocatable accommodation units.

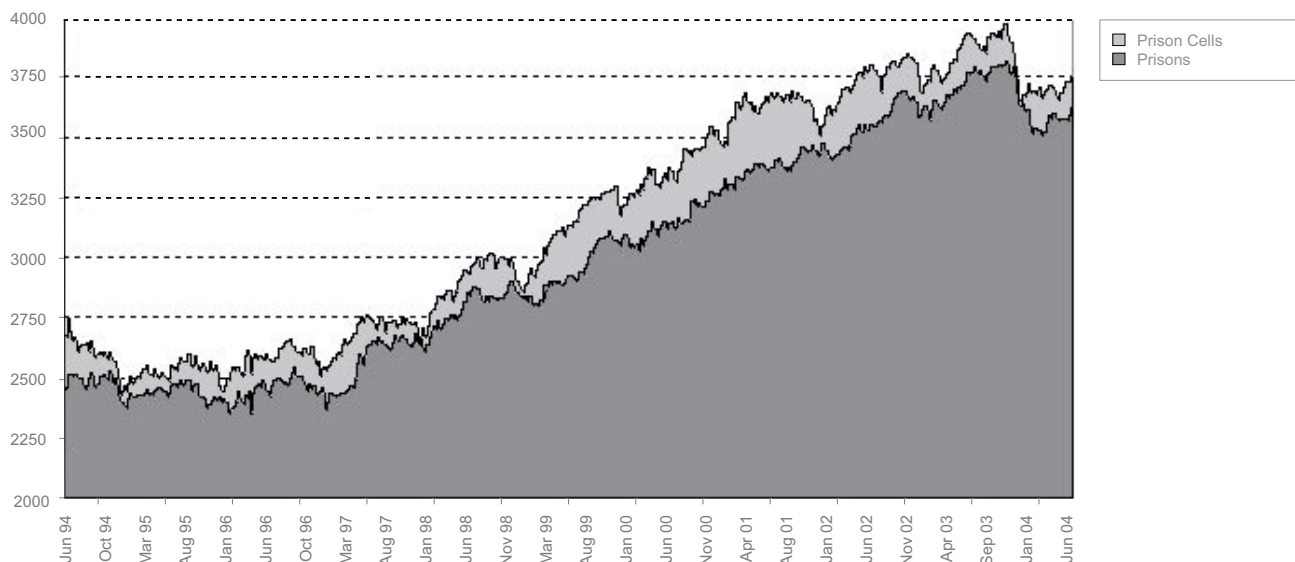
(c) **Temporary Capacity** comprises any additional beds that have been placed in cells over and above their original design capacity (eg. additional beds in single cells ie. cells that have been double-bunked, are counted as temporary beds) as well as relocatable cellular accommodation units.

# System Configuration and Prisoner Population Trends

**Table 2** Prisoner Population at 30 June

Prisoner Population	30 June 2000	30 June 2001	30 June 2002	30 June 2003	30 June 2004	% change 30 June 2000 to 30 June 2004
Prisoner population as at 30 June						
• Male prisoners	2,970	3,144	3,286	3,482	3,380	+13.8%
• Female prisoners	183	247	254	281	244	+33.3%
• All prisoners	3,153	3,391	3,540	3,763	3,624	+14.9%
Prisoner population as at 30 June						
Public Prisons	1,731 (54.9%)	2,000 (59.0%)	2,110 (59.6%)	2,293 (60.9%)	2,169 (59.9%)	+25.3%
Prisoner population as at 30 June						
Private Prisons	1,422 (45.1%)	1,391 (41.0%)	1,430 (40.4%)	1,470 (39.1%)	1,455 (40.1%)	+2.3%

**Figure 1** Persons in Custody in Prisons and Police Cells 30 June 1994 – 30 June 2004



# System Configuration and Prisoner Population Trends

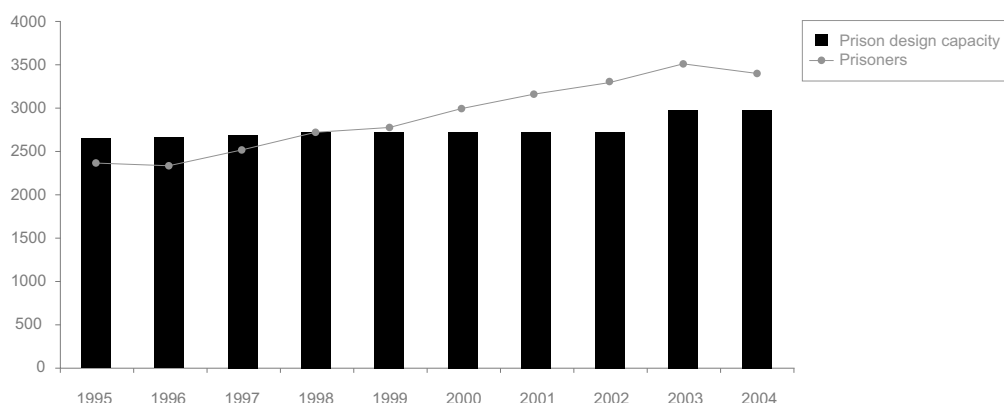
**Table 3 Prison Design Capacity at 30 June**

Prison Design Capacity	30 June 2000	30 June 2001	30 June 2002	30 June 2003	30 June 2004
Number of prisons as at 30 June					
• Men's prisons	11	11	11	11	11
• Women's prisons	2	9 <sup>(a)</sup>	2	2	2
• All prisons	13	14	13	13	13
Design capacity <sup>(b)</sup> as at 30 June					
• Men's prisons	2,712	2,712	2,712	2,961	2,961
• Women's prisons	163	163	163	213	213
• Total design capacity	2,875	2,875	2,875	3,174	3,174

**Table 4 Prison Utilisation Rate at 30 June**

Prison Utilisation Rate (Design Capacity) <sup>(b)</sup>	30 June 2000	30 June 2001	30 June 2002	30 June 2003	30 June 2004
Prison utilisation rate <sup>(c)</sup> as at 30 June					
• Men's prisons	109.5%	115.9%	121.2%	117.6%	114.2%
• Women's prisons	112.3%	151.5%	155.8%	131.9%	114.6%
• All prisons	109.7%	117.9%	123.1%	118.6%	114.2%

**Figure 2 Prisoner numbers and prison design capacity – men's prisons as at 30 June**



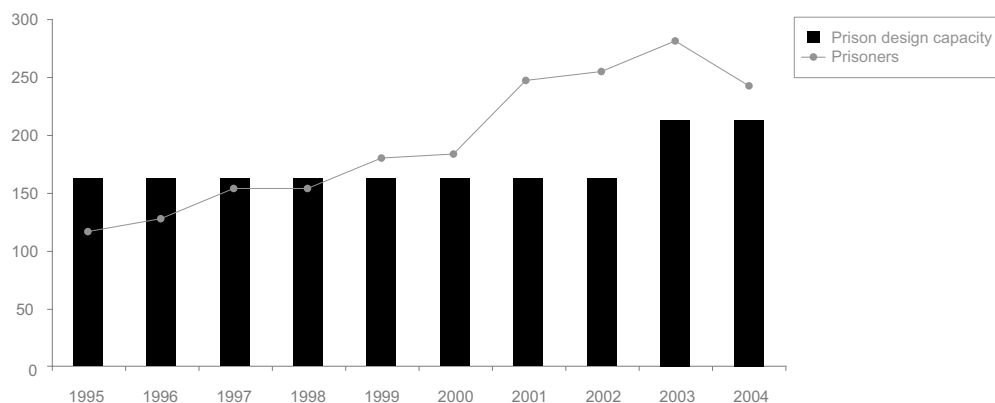
(a) Includes Aradale Prison, which operated from January to August 2001.

(b) **Design Capacity** is the number of permanent places available in which to house prisoners; and excludes loss of privilege cells, management cells used only on a short-term basis, observation cells, hospital beds and temporary beds. Also excluded are any additional beds that have been placed in cells over and above their designated capacity (e.g. single cells which have been double-bunked are counted as single person accommodation) and any demountable or relocatable accommodation units.

(c) **Utilisation Rate** measures the extent to which prison design capacity is meeting the demand for prisoner accommodation and calculates the prisoner population as a percentage of permanent-built design capacity.

# System Configuration and Prisoner Population Trends

**Figure 3** Prisoner numbers and prison design capacity – women’s prisons as at 30 June




**Table 5** Prisoner Receptions and Discharges

Receptions and Discharges	1999–00	2000–01	2001–02	2002–03	2003–04	% change 1999–00 to 2003–04
<b>Number of receptions<sup>(a)</sup></b>						
• Male prisoner receptions	4,433	4,339	4,258	4,609	4,490	+1.3%
• Female prisoner receptions	526	539	589	588	577	+9.7%
• All prisoner receptions	4,959	4,878	4,847	5,197	5,067	+2.2%
<b>Number of individual persons received</b>						
• Male prisoners	4,033	3,927	3,886	4,129	4,079	+1.1%
• Female prisoners	452	485	511	511	497	+10.0%
• All prisoners	4,485	4,412	4,397	4,640	4,576	+2.0%
<b>Number of discharges</b>						
• Male prisoners	4,207	4,165	4,116	4,413	4,592	+9.2%
• Female prisoners	522	475	582	561	614	+17.6%
• All prisoners	4,729	4,640	4,698	4,974	5,206	+10.1%

(a) The number of prisoner receptions is a count of the number of times a prisoner is received into prison custody from police or courts. It is higher than the number of individual persons received into prison custody, as an individual prisoner may be received on multiple occasions during the year.

# Key Findings



# Key Findings

**This report profiles the major demographic and sentencing characteristics of the prisoner population. Tables present stock and flow data relating to male, female, and indigenous prisoners on variables including age, legal status, prior imprisonment, security rating, most serious offence or charge, expected time to serve, country of birth, marital status, education and prior employment.**

## Imprisonment Rates

2004 was the tenth consecutive year in which Victoria's overall crime rate was the lowest of all State and Territory jurisdictions in Australia – 20% below the national average. Reflecting this outcome, Victoria's imprisonment rates are also consistently the lowest in Australia – 40% below the national average.

## Prisoner Numbers

Although Victoria's imprisonment rates are the lowest nationally, there has still been a substantial increase in the Victorian prisoner population over the last five years. Between 30 June 2000 and 30 June 2004 the prisoner population increased significantly from 3,153 prisoners to 3,624 prisoners, an increase of 15% – although there was a decline of 3.7% in the last year of the period under review.

Between 30 June 2000 and 30 June 2004, the female prisoner population increased significantly from 183 prisoners to 244 prisoners, an increase of 33.3%, which was nearly three times the rate of increase of the male prisoner population in the same period (13.8%).

## Prisoner Utilisation

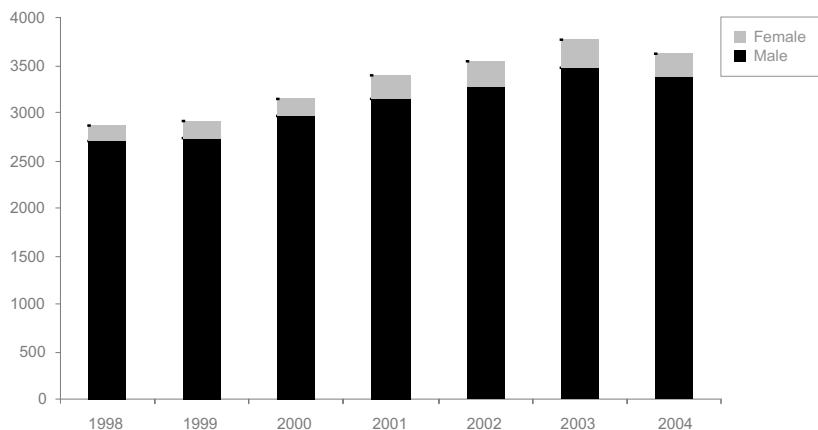
Prisoner population increases during the period in review have meant that the utilisation (or 'occupancy') rate continued to be in excess of 100% of the design capacity of the prison system for the fifth consecutive year. However, through the provision of both temporary accommodation and double bunking, sufficient temporary capacity was provided to cater for the increase in the number of prisoners. There were just under 900 temporary beds in the prison system on 30 June 2004.

The prison utilisation rate increased from 109.7% of design capacity at 30 June 2000 to 114.2% at 30 June 2004. Twelve of the State's thirteen prisons were operating in excess of their design capacity on 30 June 2004.

## Prisoner Characteristics

While the total number of prisoners increased substantially during the period covered by the publication, leading to prison crowding, the composition of the prisoner population did not change significantly. Similarly, while the number of prisoners across each of the variables covered by the report increased, in many cases quite markedly, the proportions of prisoners did not show the same level of change.

**Figure 4 Total Prisoner Population as at 30 June 1998 – 2004**



# Key Findings

## Male Prisoners

Male prisoners comprise the overwhelming majority of the Victorian prison population, accounting for approximately 90% of all prisoner receptions and about 93% of the prison population as at 30 June each year. The number of male prisoners as at 30 June 2004 was 3,380, compared to 244 female prisoners.

### Prisoner Population

The number of male prisoners increased from 2,970 to 3,380 between 30 June 2000 and 30 June 2004, an increase of 13.8%.

### Age

As at 30 June 2004, 17.2% of male prisoners were under 25 years of age. The proportion of male prisoner receptions in this age group has declined significantly from 35.2% in 1999–00 to 26.5% in 2003–04.

### Imprisonment Rate

The imprisonment rate for males decreased to 178.9 per 100,000 male adults at 30 June 2004 from 186.6 the previous year. The Victorian rate remained significantly lower than the overall Australian rate for males of 297.2 per 100,000 adult males.

### Known Prior Adult Imprisonment

On 30 June 2004, around 54% of male prisoners had been in prison previously under sentence.

### Legal Status

The ratio of sentenced to remand prisoners in custody on 30 June each year has remained steady at about 84:16.

### Security Classification

On average, about 8% of sentenced male prisoners as at 30 June each year had a maximum security classification. Around 55% were classified as medium, and 20% as minimum. All unsentenced prisoners are assigned a maximum security rating.

## Most Serious Offence/Charge

Data relating to the most serious offence for which prisoners were charged or sentenced as at 30 June 2004 indicates that men are most likely to be in prison for offences against the person (33.8%) or property offences (26.8%). These two offence categories have represented around 60% of male prisoners at 30 June each year since 2000.

Consistent with previous years, property offenders comprised the most significant category of receptions into prison in 2003–04 (36.1%).

The largest proportional increases in male receptions since 1999–00 have occurred for motor vehicle and traffic offences, up from 271 receptions in 1999–00 to 376 receptions in 2003–04, and in offences against the person which increased from 629 receptions to 795 receptions in the same period.

Receptions for drug offences, on the other hand, have declined from a peak of 520 receptions in 1999–00 to 479 receptions in 2003–04.

## Expected Time to Serve

Of those undergoing custodial sentences, 33.7% as at 30 June 2004 were serving a sentence of under 12 months, down from 38.7% as at 30 June 2000.

Of those men who received sentences in 2003–04, 43.3% received sentences of less than 6 months, and a further 35.1% received sentences of 6–12 months.

## Country of Birth

Around 77% of men received into prison during the period reported that they were born in Australia. The proportion of male receptions born in countries where the primary language is other than English has averaged around 16% during the same period.

The most significant increases have been in the number of men born in Other Asian Countries, which increased from 1.6% to 2.9% of receptions, and Vietnam (5.1% to 5.4%). Male prisoners born in Vietnam represented 5.7% of the male prisoner population (193 prisoners) on 30 June 2004.

## Level of education

Education levels attained by male prisoners appear to be relatively low, with about 10% of those in prison at 30 June reporting that they had completed secondary, trade or tertiary education prior to reception. A further 83% of male prisoners report having undertaken some secondary level schooling.

## Employment status

About 61% of male prisoners as at 30 June each year were unemployed or not part of the paid labour force when in the community.

## Marital status

The proportion of male prisoners as at 30 June each year who report that they are single or have never been married has increased slightly from 57.6% in 2000 to 58.3% at 30 June 2004. Just under 30% were married or in de facto relationships at the time they were received into prison and 11% were separated or divorced.

## Indigenous male prisoners

Approximately 5% of men received into prison identified themselves as Aboriginal or Torres Strait Islander on reception during each of the five years 1999–00 to 2003–04.

The proportion of Aboriginal and Torres Strait Islander men in prison at 30 June each year has remained relatively constant at around 4.5%, although the number has increased significantly from 123 (30 June 2000) to 176 (30 June 2004).

At 30 June 2004 the Victorian Indigenous imprisonment rate per 100,000 Indigenous adults was 2,058 for males, the second highest level for the period under review, but significantly lower than the Australian Indigenous imprisonment rate for males of 3,551 at 30 June 2004.

# Key Findings

## Female Prisoners

Women prisoners comprise a relatively small proportion of the Victorian prison population, accounting for approximately 10% of all prisoner receptions and about 7% of the prison population as at 30 June each year. The number of women prisoners as at 30 June 2004 was 244, compared to 3,380 male prisoners.<sup>(a)</sup>

### Prisoner Population

The number of women prisoners increased from 183 to 244 between 30 June 2000 and 30 June 2004, an increase of 33.3%.

### Age

As at 30 June 2004, 11.9% of women prisoners were under 25 years of age. The proportion of prisoner receptions in this age group has ranged between 38.6% and 22.7% during the five financial years since 1999–00.

### Imprisonment Rate

The imprisonment rate for women decreased to 12.3 per 100,000 female adults at 30 June 2004 from 14.3 the previous year. The Victorian rate remained significantly lower than the overall Australian female rate of 21.4 per 100,000 adult females.

### Known Prior Adult Imprisonment

On 30 June 2004, about 38% of women prisoners had been in prison previously under sentence.

### Legal Status

The ratio of sentenced to remand prisoners in custody on 30 June each year has remained relatively steady at about 79:21.

### Security Classification

On average, about 10% of sentenced female prisoners as at 30 June each year had a maximum security classification. Around 48% were classified as medium, and 25% as minimum. All unsentenced prisoners are assigned a maximum security rating.

## Most Serious Offence/Charge

Data relating to the most serious offence for which prisoners were charged or sentenced as at 30 June 2004 indicates that women are most likely to be in prison for property related offences (33.2%), followed by offences against the person (21.3%) and drug offences (18.4%).

The majority of receptions in 2003–04 were also for property offences (46.1%).

The most significant change has been in the number of women whose most serious offence or charge is murder/homicide and theft (including car theft). The murder/other homicide category doubled from 21 women (11.5%) at 30 June 2000 to 42 women (17.2%) at 30 June 2004. Receptions for these offences similarly increased from 10 in 1999–00 to 21 in 2003–04. The number of women with a most serious offence/charge for theft (including car theft) increased from 25 at 30 June 2000 to 46 on 30 June 2004.

Receptions for justice procedures offences (mainly breaches) increased to 12.7%, while receptions for drug offences decreased from 16.2% in 1999–00 to 13.5% during 2003–04.

### Expected Time to Serve

Of those undergoing custodial sentences as at 30 June 2004, 40.8% were serving a sentence of under 12 months, well down from 59.0% at 30 June 2000.

Of those women who received sentences in 2003–04, 54.7% received sentences of less than 6 months, and a further 27.3% received sentences of 6 to less than 12 months.

### Country of Birth

Around 81% of women received into prison in 2003–04 reported that they were born in Australia, markedly down from 86% in 2001–02. The proportion of women born in countries where the primary language is other than English increased significantly from 7.3% to 13.2% during the same period.

The most marked increase has been in the number of women born in Vietnam, which increased from 2.5% to 5.9% of receptions. Women prisoners born in Vietnam represented 9.8% of the women prisoner population (24 prisoners) on 30 June 2004.

### Level of education

Education levels attained by women prisoners appear to be significantly higher than that reported by male prisoners, with about 27% of those in prison at 30 June 2004 reporting that they had completed secondary, tertiary or other post secondary education prior to reception. A further 66% report having undertaken some secondary-level schooling.

### Employment status

Nearly 80% of women prisoners as at 30 June each year were unemployed or not part of the paid labour force when in the community.

### Marital status

The proportion of women prisoners as at 30 June each year who report that they are single or have never been married has increased significantly from 41% in 2000 to 47% at 30 June 2004. 35% were married or in defacto relationships at the time they were received into prison and 14% were separated or divorced.

### Indigenous women prisoners


The number of women identifying themselves as Aboriginal or Torres Strait Islander on reception peaked at 48 in 2001–02 but was stable at 43 in 2002–03 and 2003–04.

The number of Aboriginal or Torres Strait Islander women in prison as at 30 June each year declined from 14 at 30 June 2000 to 10 at 30 June 2004.

At 30 June 2004 the Victorian Indigenous female imprisonment rate per 100,000 Indigenous adults was 113. The Indigenous imprisonment rate has fluctuated significantly over the period, but has been consistently much lower than the Australian Indigenous imprisonment rate for women which was 301 at 30 June 2004.

(a) Given the relatively small size of the women prisoner population, caution should be exercised in concluding that a percentage change in the composition of the population is significant or indicative of a trend.

# Prisoner Census Data



# 6 Historical Summary

## male prisoners at 30 June

	Unit	1994	1995	1996	1997	1998	1999	2000	2001	2002	2003	2004
<b>Total male prisoners</b>												
Male prisoners as % of all prisoners	No.	2,389	2,351	2,313	2,490	2,705	2,744	2,970	3,144	3,286	3,482	3,380
Imprisonment rate (males)	%	94.7	95.3	94.8	94.2	94.6	93.9	94.2	92.7	92.8	92.5	93.3
Indigenous male prisoners	Rate	143.0	138.7	136.0	143.9	154.4	130.6	164.3	170.9	178.4	186.6	178.9
Indigenous male imprisonment rate	%	5.7	5.1	4.5	5.0	4.4	4.3	4.1	4.3	4.4	4.6	5.2
Mean age	Rate	2,415.0	2,090.6	1,653.5	1,947.3	1,820.7	1,754.1	1,801.9	1,923.4	2,031.1	2,206.1	2,058.2
Under 25 years of age	Years	32.7	33.5	34.3	34.0	34.5	34.7	34.6	34.6	34.9	35.3	35.7
50 years of age and over	%	21.8	20.9	18.3	22.0	22.5	21.0	21.5	20.6	19.1	17.6	17.4
Prior known adult imprisonment <sup>(a)</sup>	%	7.4	8.8	10.4	11.0	11.2	11.9	11.3	10.7	10.7	11.0	11.9
	%	65.6	64.1	65.1	63.9	63.0	63.2	60.5	63.0	63.3	53.5	53.6
<b>Unsentenced male prisoners</b>												
<b>Sentenced male prisoners</b>												
<b>Most Serious Offence</b>												
Proportion of all sentenced male prisoners)												
Murder	%	9.0	9.8	10.3	9.3	8.9	9.2	8.6	8.3	8.0	7.9	7.8
Other homicide <sup>(b)</sup>	%	3.3	3.0	3.3	2.7	2.1	2.9	3.2	3.7	3.4	3.3	3.8
Assault	%	7.3	7.3	6.7	6.8	5.7	5.3	5.8	5.5	6.2	6.8	7.6
Sex offences	%	15.5	17.4	20.2	19.1	17.5	15.7	14.0	13.0	12.8	12.3	12.7
Other offences against the person	%	n.a.	2.6	1.9	1.8	1.3	1.1	1.2	1.1	1.6	1.5	1.6
Robbery and extortion	%	10.1	10.5	9.3	8.1	9.3	9.7	11.3	12.0	12.2	11.7	11.5
Unlawful entry with intent	%	11.7	10.3	10.5	12.5	11.6	12.4	13.0	13.7	10.6	12.9	12.7
Deception and related offences	%	4.1	4.0	3.9	3.4	3.0	3.5	3.2	2.7	2.3	2.9	2.9
Other property offences	%	10.7	11.4	10.0	13.7	11.9	9.6	11.0	11.4	17.4	11.6	11.5
Gov security/justice procedures	%	7.2	7.7	8.4	7.8	8.0	12.3	10.3	10.7	9.3	12.4	10.0
Other offences against good order <sup>(c)</sup>	%	n.a.	1.0	0.6	0.9	1.2	0.8	0.8	0.6	0.6	1.1	1.5
Drug offences	%	9.9	9.3	9.8	8.9	12.1	11.3	10.7	11.3	10.0	10.0	10.9
Motor vehicle and driving offences	%	4.8	5.6	4.1	4.3	4.6	3.2	3.2	2.4	2.6	3.0	3.8
Other offences	%	6.4	0.1	1.0	0.8	2.7	3.0	3.8	3.6	2.9	2.5	1.7
<b>Expected time to serve</b>												
Proportion of all sentenced male prisoners)												
Less than 1 year	%	35.4	34.0	32.9	39.5	41.9	39.8	38.7	37.5	35.6	35.3	33.7
1 to less than 5 years	%	47.1	46.9	46.6	40.3	38.6	39.8	41.5	42.5	44.7	44.5	45.7
5 to less than 10 years	%	7.8	9.1	10.1	10.5	10.1	10.1	10.2	10.0	10.2	10.5	10.9
10 years and over: indeterminate	%	9.4	9.9	10.4	9.7	9.4	10.2	9.6	10.0	9.5	9.6	9.7

(a) Prior to 2003 this related to prior terms under sentence and remand.

(b) Other Homicide includes manslaughter, culpable driving and attempted murder.

(c) Data for this offence category for 1994 is not available separately, and are included in "Other offences".  
n.a. - Not available.

# 7 Historical Summary

## female prisoners at 30 June

	Unit	1994	1995	1996	1997	1998	1999	2000	2001	2002	2003	2004
<b>Total female prisoners</b>												
Female prisoners as % of all prisoners	No.	133	116	127	153	153	179	183	247	254	281	244
Imprisonment rate (females)	%	5.3	4.7	5.2	5.8	5.4	6.1	5.8	7.3	7.2	7.5	6.7
Indigenous female prisoners (%)	Rate	7.6	6.6	7.2	8.4	8.4	9.6	9.7	12.9	13.0	14.3	12.3
Indigenous female imprisonment rate	%	4.5	6.9	3.9	4.6	4.6	3.4	7.7	6.5	5.9	4.6	4.1
Mean age	Rate	104.9	136.3	75.2	103.2	102.0	86.3	212.3	222.8	206.0	175.4	113.0
Under 25 years of age	Years	32.7	33.4	33.1	32.1	33.6	32.0	32.5	32.2	33.0	34.0	37.0
50 years of age and over	%	15.8	20.7	18.1	20.3	19.6	27.4	27.3	31.2	24.8	20.6	11.9
Prior known adult imprisonment <sup>(a)</sup>	%	6.8	8.6	5.5	7.2	4.6	7.3	5.5	6.5	6.7	8.2	13.5
	%	71.4	65.5	62.2	57.5	60.8	57.0	58.5	62.8	59.1	44.5	38.1
<b>Unsented female prisoners:</b>												
<b>Sented female prisoners</b>	%	10.5	17.2	21.3	19.6	22.2	19.6	21.3	21.9	22.8	20.3	17.6
	%	89.5	82.8	78.7	80.4	77.8	80.4	78.7	78.1	77.2	79.7	82.4
<b>Most Serious Offence</b>												
(Proportion of all sentenced female prisoners)												
Murder	%	5.9	8.3	8.0	6.5	7.6	7.6	7.6	7.3	7.7	8.5	10.9
Other homicide <sup>(b)</sup>	%	5.0	2.1	3.0	4.1	4.2	4.2	3.5	4.1	6.1	5.4	8.0
Assault	%	5.9	7.3	3.0	6.5	5.0	4.2	5.6	4.1	5.1	3.1	1.5
Sex offences	%	1.7	1.0	3.0	4.1	2.5	1.4	-	1.0	1.0	-	0.5
Other offences against the person	%	n.a.	1.0	-	1.6	-	0.7	0.7	1.0	0.5	0.4	2.0
Robbery and extortion	%	8.4	6.3	7.0	11.4	10.1	7.6	18.1	16.6	15.8	10.3	10.9
Unlawful entry with intent	%	16.0	13.5	15.0	10.6	7.6	12.5	11.1	11.9	7.7	10.3	5.0
Deception and related offences	%	11.8	14.6	13.0	11.4	5.9	2.8	7.6	4.1	3.6	8.5	6.5
Other property offences	%	12.6	16.7	18.0	22.8	25.2	21.5	16.0	22.8	26.0	17.0	21.4
Govt security/justice procedures	%	11.8	13.5	16.0	8.9	11.8	13.2	10.4	10.9	10.2	17.9	11.9
Other offences against good order <sup>(c)</sup>	%	n.a.	-	-	0.8	1.7	0.7	0.7	0.5	-	-	0.5
Drug offences	%	13.4	15.6	11.0	8.1	11.8	16.7	13.9	11.4	14.8	16.1	16.9
Motor vehicle and driving offences	%	-	-	2.0	-	2.5	2.1	1.4	1.6	0.5	0.9	1.5
Other offences	%	7.6	-	1.0	3.3	4.2	4.9	3.5	2.6	1.0	1.8	2.5
<b>Expected time to serve</b>												
(Proportion of all sentenced female prisoners)												
Less than 1 year	%	59.7	57.3	59.0	60.2	67.2	69.4	59.0	59.6	52.0	50.0	40.8
1 to less than 5 years	%	30.3	30.2	30.0	30.1	22.7	20.1	29.9	29.5	36.7	36.2	42.3
5 to less than 10 years	%	5.9	8.3	7.0	6.5	6.7	6.3	6.3	6.2	5.1	6.7	8.5
10 years and over; indeterminate	%	3.4	4.2	4.0	3.3	3.4	4.2	4.9	4.7	6.1	7.1	8.5

(a) Prior to 2003 this related to prior terms under sentence and remand.  
(b) Other Homicide includes manslaughter, culpable driving and attempted murder.  
(c) Data for this offence category for 1994 is not available separately, and are included in 'Other offences'.  
n.a. - Not available.

# 8 Historical Summary

all prisoners at 30 June

	Unit	1994	1995	1996	1997	1998	1999	2000	2001	2002	2003	2004
<b>Total prisoners</b>												
	No.	2,522	2,467	2,440	2,643	2,858	2,923	3,153	3,391	3,540	3,763	3,624
	%	73.9	71.8	70.2	74.6	79.7	73.8	85.4	90.4	93.4	96.3	93.6
	%	5.6	5.2	4.5	5.0	4.4	4.2	4.3	4.4	4.5	4.6	5.1
	Rate	1,246.5	1,102.4	846.2	1,000.1	940.3	903.2	993.3	1,060.3	1,109.6	1,183.0	1,068.8
	Years	32.7	33.5	34.2	33.9	34.4	34.6	34.5	34.4	34.8	35.2	35.8
	%	21.5	20.9	18.3	21.9	22.3	21.4	21.8	21.4	19.5	17.9	17.0
	%	7.3	8.8	10.1	10.8	10.9	11.6	11.0	10.4	10.5	10.8	12.0
	%	65.9	64.1	64.9	63.5	62.9	62.8	60.4	63.0	63.0	52.9	52.6
	%	13.2	14.1	15.7	15.8	15.3	14.3	13.8	14.7	16.3	18.5	16.9
	%	86.8	85.9	84.3	84.2	84.7	85.7	86.2	85.3	83.7	81.5	83.1
<b>Unsentenced prisoners</b>												
<b>Sentenced prisoners</b>												
<b>Most Serious Offence</b>												
(Proportion of all sentenced prisoners)												
	Murder		9.0	9.7	10.2	8.8	9.1	8.5	8.3	8.0	8.0	8.0
	Other homicide <sup>(b)</sup>		3.3	3.0	3.3	2.7	3.0	3.2	3.7	3.6	3.5	4.1
	Assault		7.2	7.3	6.5	6.7	5.2	5.7	5.4	6.1	6.5	7.2
	Sex offences		14.8	16.7	19.4	18.2	16.7	13.3	12.2	12.1	11.4	11.9
	Other offences against the person		n.a.	2.5	1.8	1.8	1.1	1.2	1.1	1.5	1.4	1.6
	Robbery and extortion		10.1	10.3	9.2	8.3	9.4	11.6	12.3	12.4	11.6	11.5
	Unlawful entry with intent		11.8	10.4	10.7	12.4	11.4	12.9	13.6	10.4	12.7	12.2
	Deception and related offences		4.5	4.4	4.4	3.8	3.2	3.5	2.8	2.4	3.3	3.2
	Other property offences		10.8	11.6	10.3	14.2	12.6	11.2	12.1	18.0	12.0	12.2
	Govt security/justice procedures		7.5	7.9	8.7	7.9	8.2	10.3	10.7	9.4	12.8	10.1
	Other offences against good order <sup>(c)</sup>		n.a.	0.9	0.6	0.9	0.8	0.8	0.6	0.6	1.0	1.4
	Drug offences		10.1	9.6	9.8	8.9	12.1	11.7	11.3	10.3	10.5	11.3
	Motor vehicle and driving offences		4.5	5.4	4.0	4.1	4.5	3.1	2.4	2.5	2.9	3.6
	Other offences		6.4	0.1	1.0	0.9	2.8	3.8	3.5	2.8	2.4	1.8
<b>Expected time to serve</b>												
(Proportion of all sentenced prisoners)												
	Less than 1 year		36.7	35.2	34.2	40.6	43.1	39.8	39.0	36.7	36.4	34.2
	1 to less than 5 years		46.2	46.1	45.8	39.7	37.8	40.9	41.6	44.2	43.9	45.5
	5 to less than 10 years		7.7	9.1	9.9	10.3	10.0	10.0	9.8	9.9	10.3	10.7
	10 years and over; indeterminate		9.4	9.6	10.1	9.4	9.1	9.9	9.6	9.3	9.4	9.6

(a) Prior to 2003 this related to prior terms under sentence and remand.

(b) Other Homicide includes manslaughter, culpable driving and attempted murder.

(c) Data for this offence category for 1994 is not available separately, and are included in "Other offences".  
n.a. - Not available.

# 9 All Prisoners

by sex and age at 30 June

Age	30 June 2000		30 June 2001		30 June 2002		30 June 2003		30 June 2004	
	No.	%	No.	%	No.	%	No.	%	No.	%
<b>MALES</b>										
Under 18	-	-	4	0.1	3	0.1	2	0.1	4	0.1
18	18	0.6	21	0.7	19	0.6	15	0.4	27	0.8
19	45	1.5	41	1.3	41	1.2	42	1.2	46	1.4
20-24	575	19.4	581	18.5	564	17.2	555	15.9	510	15.1
25-29	637	21.4	675	21.5	708	21.5	734	21.1	646	19.1
30-34	532	17.9	590	18.8	613	18.7	651	18.7	645	19.1
35-39	365	12.3	424	13.5	420	12.8	471	13.5	499	14.8
40-44	276	9.3	284	9.0	337	10.3	357	10.3	330	9.8
45-49	186	6.3	187	5.9	228	6.9	273	7.8	272	8.0
50-54	132	4.4	121	3.8	130	4.0	134	3.8	167	4.9
55-59	96	3.2	101	3.2	103	3.1	105	3.0	100	3.0
60-64	54	1.8	56	1.8	60	1.8	72	2.1	65	1.9
65 and over	54	1.8	59	1.9	60	1.8	71	2.0	69	2.0
<b>Total</b>	<b>2,970</b>	<b>100.0</b>	<b>3,144</b>	<b>100.0</b>	<b>3,286</b>	<b>100.0</b>	<b>3,482</b>	<b>100.0</b>	<b>3,380</b>	<b>100.0</b>
Meanage	34.6	years	34.6	years	34.9	years	35.3	years	35.7	years
Medianage	31.8	years	32.0	years	32.3	years	32.8	years	33.4	years
<b>FEMALES</b>										
Under 18	2	1.1	-	-	-	-	-	-	-	-
18	2	1.1	1	0.4	-	-	-	-	-	-
19	3	1.6	5	2.0	3	1.2	3	1.1	1	0.4
20-24	43	23.5	71	28.7	60	23.6	55	19.6	28	11.5
25-29	43	23.5	51	20.6	59	23.2	64	22.8	48	19.7
30-34	28	15.3	38	15.4	44	17.3	50	17.8	42	17.2
35-39	19	10.4	28	11.3	31	12.2	40	14.2	42	17.2
40-44	17	9.3	17	6.9	24	9.4	30	10.7	31	12.7
45-49	16	8.7	20	8.1	16	6.3	16	5.7	19	7.8
50-54	6	3.3	11	4.5	9	3.5	13	4.6	15	6.1
55-59	-	-	3	1.2	4	1.6	7	2.5	11	4.5
60-64	3	1.6	1	0.4	1	0.4	1	0.4	3	1.2
65 and over	1	0.5	1	0.4	3	1.2	2	0.7	4	1.6
<b>Total</b>	<b>183</b>	<b>100.0</b>	<b>247</b>	<b>100.0</b>	<b>254</b>	<b>100.0</b>	<b>281</b>	<b>100.0</b>	<b>244</b>	<b>100.0</b>
Meanage	32.5	years	32.2	years	33.0	years	34.0	years	37.0	years
Medianage	29.9	years	29.6	years	30.3	years	31.8	years	35.2	years
<b>PERSONS</b>										
Under 18	2	0.1	4	0.1	3	0.1	2	0.1	4	0.1
18	20	0.6	22	0.6	19	0.5	15	0.4	27	0.7
19	48	1.5	46	1.4	44	1.2	45	1.2	47	1.3
20-24	618	19.6	652	19.2	624	17.6	610	16.2	538	14.8
25-29	680	21.6	726	21.4	767	21.7	798	21.2	694	19.2
30-34	560	17.8	628	18.5	657	18.6	701	18.6	687	19.0
35-39	384	12.2	452	13.3	451	12.7	511	13.6	541	14.9
40-44	293	9.3	301	8.9	361	10.2	387	10.3	361	10.0
45-49	202	6.4	207	6.1	244	6.9	289	7.7	291	8.0
50-54	138	4.4	132	3.9	139	3.9	147	3.9	182	5.0
55-59	96	3.0	104	3.1	107	3.0	112	3.0	111	3.1
60-64	57	1.8	57	1.7	61	1.7	73	1.9	68	1.9
65 and over	55	1.7	60	1.8	63	1.8	73	1.9	73	2.0
<b>Total</b>	<b>3,153</b>	<b>100.0</b>	<b>3,391</b>	<b>100.0</b>	<b>3,540</b>	<b>100.0</b>	<b>3,763</b>	<b>100.0</b>	<b>3,624</b>	<b>100.0</b>
Meanage	34.5	years	34.4	years	34.8	years	35.2	years	35.8	years
Medianage	31.7	years	31.9	years	32.1	years	32.8	years	33.5	years

# 10 All Prisoners

by sex, age and imprisonment rate at 30 June

Age	30 June 2000		30 June 2001		30 June 2002		30 June 2003		30 June 2004	
	No.	Rate	No.	Rate	No.	Rate	No.	Rate	No.	Rate
<b>MALES</b>										
Under 18	-	-	4	12.0	3	8.8	2	5.9	4	11.8
18	18	53.5	21	61.1	19	54.9	15	43.5	27	78.4
19	45	131.2	41	117.6	41	116.6	42	119.8	46	130.5
20-24	575	325.2	581	321.3	564	331.2	555	318.5	510	285.8
25-29	637	339.0	675	360.2	708	411.4	734	428.2	646	375.3
30-34	532	294.1	590	315.7	613	325.0	651	343.6	645	340.4
35-39	365	197.4	424	231.4	420	230.4	471	260.1	499	273.4
40-44	276	155.6	284	157.0	337	182.9	357	191.8	330	176.4
45-49	186	114.0	187	112.5	228	136.0	273	160.4	272	157.2
50-54	132	86.1	121	76.9	130	82.8	134	85.2	167	105.6
55-59	96	80.7	101	81.7	103	78.0	105	75.1	100	69.5
60-64	54	55.3	56	55.7	60	57.5	72	67.1	65	59.2
65 and over	54	20.4	59	21.8	60	21.5	71	24.8	69	23.7
<b>Total</b>	<b>2,970</b>	<b>164.3</b>	<b>3,144</b>	<b>170.9</b>	<b>3,286</b>	<b>178.4</b>	<b>3,482</b>	<b>186.6</b>	<b>3,380</b>	<b>178.9</b>
<b>FEMALES</b>										
Under 18	2	6.3	-	-	-	-	-	-	-	-
18	2	6.2	1	3.0	-	-	-	-	-	-
19	3	9.0	5	14.8	3	8.9	3	8.9	1	2.9
20-24	43	25.4	71	41.0	60	35.8	55	32.1	28	16.2
25-29	43	23.2	51	28.0	59	34.0	64	37.2	48	28.0
30-34	28	15.2	38	20.1	44	22.4	50	25.5	42	21.4
35-39	19	10.2	28	15.1	31	16.5	40	21.5	42	22.4
40-44	17	9.5	17	9.3	24	12.7	30	15.8	31	16.3
45-49	16	9.6	20	11.8	16	9.3	16	9.2	19	10.8
50-54	6	3.9	11	6.9	9	5.6	13	8.0	15	9.2
55-59	-	-	3	2.5	4	3.0	7	5.0	11	7.6
60-64	3	3.0	1	1.0	1	0.9	1	0.9	3	2.7
65 and over	1	0.3	1	0.3	3	0.8	2	0.5	4	1.1
<b>Total</b>	<b>183</b>	<b>9.7</b>	<b>247</b>	<b>12.9</b>	<b>254</b>	<b>13.0</b>	<b>281</b>	<b>14.3</b>	<b>244</b>	<b>12.3</b>
<b>PERSONS</b>										
Under 18	2	3.1	4	6.1	3	4.5	2	3.0	4	6.0
18	20	30.3	22	32.8	19	28.0	15	22.0	27	39.9
19	48	71.1	46	67.0	44	63.7	45	65.5	47	67.8
20-24	618	178.7	652	184.3	624	184.7	610	176.6	538	152.9
25-29	680	182.0	726	196.4	767	221.8	798	232.4	694	202.1
30-34	560	153.5	628	167.1	657	170.6	701	181.7	687	178.2
35-39	384	103.3	452	122.4	451	121.7	511	139.2	541	146.3
40-44	293	82.0	301	82.7	361	96.8	387	103.1	361	95.6
45-49	202	61.2	207	61.7	244	71.7	289	83.9	291	83.2
50-54	138	45.0	132	41.8	139	43.7	147	46.1	182	56.7
55-59	96	40.6	104	42.3	107	40.3	112	40.0	111	38.4
60-64	57	29.0	57	28.3	61	29.0	73	34.1	68	31.0
65 and over	55	9.0	60	9.7	63	9.9	73	11.2	73	11.1
<b>Total</b>	<b>3,153</b>	<b>85.4</b>	<b>3,391</b>	<b>90.4</b>	<b>3,540</b>	<b>93.4</b>	<b>3,763</b>	<b>98.3</b>	<b>3,624</b>	<b>93.6</b>

Rate per 100,000 adult population.

# 11 Imprisonment Rates

## Victoria and Australia at 30 June

	30 June 2000		30 June 2001		30 June 2002		30 June 2003		30 June 2004	
	Vic	Aust	Vic	Aust	Vic	Aust	Vic	Aust	Vic	Aust
Males	164.3	280.3	170.9	284.5	178.4	282.4	186.6	290.8	178.9	297.2
Females	9.7	18.6	12.9	19.8	13.0	19.2	14.3	20.4	12.3	21.4
<b>Total</b>	<b>85.4</b>	<b>147.7</b>	<b>90.4</b>	<b>150.5</b>	<b>93.4</b>	<b>148.3</b>	<b>98.3</b>	<b>153.4</b>	<b>93.6</b>	<b>157.1</b>

Rate per 100,000 adult population.

# 12 All Prisoners

by sex and known prior adult imprisonment at 30 June

Known Prior Adult Imprisonment	30 June 2000 <sup>(a)</sup>		30 June 2001 <sup>(a)</sup>		30 June 2002 <sup>(a)</sup>		30 June 2003 <sup>(b)</sup>		30 June 2004 <sup>(b)</sup>	
	No.	%	No.	%	No.	%	No.	%	No.	%
<b>MALES</b>										
Yes	1,797	60.5	1,980	63.0	2,080	63.3	1,864	53.5	1,812	53.6
No	1,173	39.5	1,164	37.0	1,206	36.7	1,618	46.5	1,568	46.4
<b>Total</b>	<b>2,970</b>	<b>100.0</b>	<b>3,144</b>	<b>100.0</b>	<b>3,286</b>	<b>100.0</b>	<b>3,482</b>	<b>100.0</b>	<b>3,380</b>	<b>100.0</b>
<b>FEMALES</b>										
Yes	107	58.5	155	62.8	150	59.1	125	44.5	93	38.1
No	76	41.5	92	37.2	104	40.9	156	55.5	151	61.9
<b>Total</b>	<b>183</b>	<b>100.0</b>	<b>247</b>	<b>100.0</b>	<b>254</b>	<b>100.0</b>	<b>281</b>	<b>100.0</b>	<b>244</b>	<b>100.0</b>
<b>PERSONS</b>										
Yes	1,904	60.4	2,135	63.0	2,230	63.0	1,989	52.9	1,905	52.6
No	1,249	39.6	1,256	37.0	1,310	37.0	1,774	47.1	1,719	47.4
<b>Total</b>	<b>3,153</b>	<b>100.0</b>	<b>3,391</b>	<b>100.0</b>	<b>3,540</b>	<b>100.0</b>	<b>3,763</b>	<b>100.0</b>	<b>3,624</b>	<b>100.0</b>

(a) Includes episodes on remand as well as under sentence

(b) Only includes episodes held under sentence

# 13 All Prisoners

by sex and legal status at 30 June

Legal Status	30 June 2000		30 June 2001		30 June 2002		30 June 2003		30 June 2004	
	No.	%	No.	%	No.	%	No.	%	No.	%
<b>MALES</b>										
Fines <sup>(a)</sup>	2	0.1	-	-	-	-	1	0.0	-	-
Sentenced	2,460	82.8	2,566	81.6	2,612	79.5	2,672	76.7	2,623	77.6
Dual Status <sup>(b)</sup>	111	3.7	133	4.2	154	4.7	171	4.9	186	5.5
<b>Total Sentenced</b>	<b>2,573</b>	<b>86.6</b>	<b>2,699</b>	<b>85.8</b>	<b>2,766</b>	<b>84.2</b>	<b>2,844</b>	<b>81.7</b>	<b>2,809</b>	<b>83.1</b>
Unsentenced	397	13.4	445	14.2	520	15.8	638	18.3	571	16.9
<b>Total</b>	<b>2,970</b>	<b>100.0</b>	<b>3,144</b>	<b>100.0</b>	<b>3,286</b>	<b>100.0</b>	<b>3,482</b>	<b>100.0</b>	<b>3,380</b>	<b>100.0</b>
<b>FEMALES</b>										
Fines <sup>(a)</sup>	1	0.5	-	-	-	-	-	-	2	0.8
Sentenced	134	73.2	184	74.5	182	71.7	213	75.8	186	76.2
Dual Status <sup>(b)</sup>	9	4.9	9	3.6	14	5.5	11	3.9	13	5.3
<b>Total Sentenced</b>	<b>144</b>	<b>78.7</b>	<b>193</b>	<b>78.1</b>	<b>196</b>	<b>77.2</b>	<b>224</b>	<b>79.7</b>	<b>201</b>	<b>82.4</b>
Unsentenced	39	21.3	54	21.9	58	22.8	57	20.3	43	17.6
<b>Total</b>	<b>183</b>	<b>100.0</b>	<b>247</b>	<b>100.0</b>	<b>254</b>	<b>100.0</b>	<b>281</b>	<b>100.0</b>	<b>244</b>	<b>100.0</b>
<b>PERSONS</b>										
Fines <sup>(a)</sup>	3	0.1	-	-	-	-	1	0.0	2	0.1
Sentenced	2,594	82.3	2,750	81.1	2,794	78.9	2,885	76.7	2,809	77.5
Dual Status <sup>(b)</sup>	120	3.8	142	4.2	168	4.7	182	4.8	199	5.5
<b>Total Sentenced</b>	<b>2,717</b>	<b>86.2</b>	<b>2,892</b>	<b>85.3</b>	<b>2,962</b>	<b>83.7</b>	<b>3,068</b>	<b>81.5</b>	<b>3,010</b>	<b>83.1</b>
Unsentenced	436	13.8	499	14.7	578	16.3	695	18.5	614	16.9
<b>Total</b>	<b>3,153</b>	<b>100.0</b>	<b>3,391</b>	<b>100.0</b>	<b>3,540</b>	<b>100.0</b>	<b>3,763</b>	<b>100.0</b>	<b>3,624</b>	<b>100.0</b>

(a) Fines refers to prisoners who are serving a sentence for non-payment of a fine and are subject to no other type of sentence at the same time.  
 (b) Dual Status refers to sentenced prisoners who also have active remand warrant(s) against them.

# 14 All Prisoners

by sex and security rating at 30 June

Security Rating	30 June 2000		30 June 2001		30 June 2002		30 June 2003		30 June 2004	
	No.	%	No.	%	No.	%	No.	%	No.	%
<b>MALES</b>										
Maximum										
Unsented (a)	397	13.4	445	14.2	520	15.8	638	18.3	571	16.9
Sented	246	8.3	215	6.8	263	8.0	206	5.9	293	8.7
Medium	1,572	52.9	1,792	57.0	1,726	52.5	1,881	54.0	1,848	54.7
Minimum	755	25.4	692	22.0	777	23.6	757	21.7	668	19.8
<b>Total</b>	<b>2,970</b>	<b>100.0</b>	<b>3,144</b>	<b>100.0</b>	<b>3,286</b>	<b>100.0</b>	<b>3,482</b>	<b>100.0</b>	<b>3,380</b>	<b>100.0</b>
<b>FEMALES</b>										
Maximum										
Unsented (a)	39	21.3	54	21.9	58	22.8	57	20.3	43	17.6
Sented	26	14.2	15	6.1	19	7.5	32	11.4	24	9.8
Medium	62	33.9	101	40.9	103	40.6	121	43.1	116	47.5
Minimum	56	30.6	77	31.2	74	29.1	71	25.3	61	25.0
<b>Total</b>	<b>183</b>	<b>100.0</b>	<b>247</b>	<b>100.0</b>	<b>254</b>	<b>100.0</b>	<b>281</b>	<b>100.0</b>	<b>244</b>	<b>100.0</b>
<b>PERSONS</b>										
Maximum										
Unsented (a)	436	13.8	499	14.7	578	16.3	695	18.5	614	16.9
Sented	272	8.6	230	6.8	282	8.0	238	6.3	317	8.7
Medium	1,634	51.8	1,893	55.8	1,829	51.7	2,002	53.2	1,964	54.2
Minimum	811	25.7	769	22.7	851	24.0	828	22.0	729	20.1
<b>Total</b>	<b>3,153</b>	<b>100.0</b>	<b>3,391</b>	<b>100.0</b>	<b>3,540</b>	<b>100.0</b>	<b>3,763</b>	<b>100.0</b>	<b>3,624</b>	<b>100.0</b>

(a) All prisoners are automatically assigned a 'maximum' security classification on reception, which remains until such time as the prisoner is sentenced and formally classified.

# 15 Sentenced Prisoners

by most serious offence – males at 30 June

Most Serious Offence	30 June 2000		30 June 2001		30 June 2002		30 June 2003		30 June 2004	
	No.	%	No.	%	No.	%	No.	%	No.	%
<b>Offences Against the Person</b>										
Murder	220	8.6	225	8.3	222	8.0	226	7.9	220	7.8
Other homicide	82	3.2	99	3.7	94	3.4	95	3.3	106	3.8
Assault	148	5.8	149	5.5	172	6.2	192	6.8	213	7.6
Sex Offences	361	14.0	351	13.0	355	12.8	351	12.3	357	12.7
Other offences against the person	32	1.2	30	1.1	43	1.6	43	1.5	45	1.6
<b>Sub-Total</b>	<b>843</b>	<b>32.8</b>	<b>854</b>	<b>31.6</b>	<b>886</b>	<b>32.0</b>	<b>907</b>	<b>31.9</b>	<b>941</b>	<b>33.5</b>
<b>Robbery and Extortion</b>										
Robbery	289	11.2	324	12.0	333	12.0	329	11.6	318	11.3
Extortion	1	0.0	-	-	4	0.1	4	0.1	6	0.2
<b>Sub-Total</b>	<b>290</b>	<b>11.3</b>	<b>324</b>	<b>12.0</b>	<b>337</b>	<b>12.2</b>	<b>333</b>	<b>11.7</b>	<b>324</b>	<b>11.5</b>
<b>Property Offences</b>										
Unlawful entry with intent	335	13.0	371	13.7	293	10.6	366	12.9	356	12.7
Deception and related offences	83	3.2	73	2.7	65	2.3	82	2.9	82	2.9
Receiving and handling proceeds of crime	28	1.1	28	1.0	26	0.9	17	0.6	34	1.2
Theft (including motor vehicle)	227	8.8	255	9.4	433	15.7	281	9.9	257	9.1
Property damage and environmental offences	27	1.0	24	0.9	23	0.8	31	1.1	32	1.1
<b>Sub-Total</b>	<b>700</b>	<b>27.2</b>	<b>751</b>	<b>27.8</b>	<b>840</b>	<b>30.4</b>	<b>777</b>	<b>27.3</b>	<b>761</b>	<b>27.1</b>
<b>Offences Against Good Order</b>										
Govt security/justice procedures offences	265	10.3	288	10.7	257	9.3	353	12.4	281	10.0
Unlawful possession of weapons	-	-	-	-	4	0.1	11	0.4	13	0.5
Other offences against good order	20	0.8	17	0.6	13	0.5	21	0.7	29	1.0
<b>Sub-Total</b>	<b>285</b>	<b>11.1</b>	<b>305</b>	<b>11.3</b>	<b>274</b>	<b>9.9</b>	<b>385</b>	<b>13.5</b>	<b>323</b>	<b>11.5</b>
<b>Drug Offences</b>										
Possess and/or Use drugs	19	0.7	23	0.9	26	0.9	17	0.6	13	0.5
Deal/traffic (including import/export)	241	9.4	254	9.4	237	8.6	259	9.1	248	8.8
Manufacture/cultivate (incl. Other illicit drug offences)	15	0.6	27	1.0	14	0.5	9	0.3	44	1.6
<b>Sub-Total</b>	<b>275</b>	<b>10.7</b>	<b>304</b>	<b>11.3</b>	<b>277</b>	<b>10.0</b>	<b>285</b>	<b>10.0</b>	<b>305</b>	<b>10.9</b>
<b>Motor Vehicle, Traffic and Related Offences</b>										
Driving offences	15	0.6	17	0.6	20	0.7	31	1.1	24	0.9
Licence/registration offences	64	2.5	47	1.7	52	1.9	54	1.9	81	2.9
Other traffic offences	4	0.2	1	0.0	-	-	1	0.0	1	0.0
<b>Sub-Total</b>	<b>83</b>	<b>3.2</b>	<b>65</b>	<b>2.4</b>	<b>72</b>	<b>2.6</b>	<b>86</b>	<b>3.0</b>	<b>106</b>	<b>3.8</b>
<b>Other Offences</b>										
Other offences/Unknown	97	3.8	96	3.6	80	2.9	71	2.5	49	1.7
<b>Total - All Offences</b>	<b>2,573</b>	<b>100.0</b>	<b>2,699</b>	<b>100.0</b>	<b>2,766</b>	<b>100.0</b>	<b>2,844</b>	<b>100.0</b>	<b>2,809</b>	<b>100.0</b>

# 16 Sentenced Prisoners

by most serious offence – females at 30 June

Most Serious Offence	30 June 2000		30 June 2001		30 June 2002		30 June 2003		30 June 2004	
	No.	%	No.	%	No.	%	No.	%	No.	%
<b>Offences Against the Person</b>										
Murder	11	7.6	14	7.3	15	7.7	19	8.5	22	10.9
Other homicide	5	3.5	8	4.1	12	6.1	12	5.4	16	8.0
Assault	8	5.6	8	4.1	10	5.1	7	3.1	3	1.5
Sex Offences	-	-	2	1.0	2	1.0	-	-	1	0.5
Other offences against the person	1	0.7	2	1.0	1	0.5	1	0.4	4	2.0
<b>Sub-Total</b>	<b>25</b>	<b>17.4</b>	<b>34</b>	<b>17.6</b>	<b>40</b>	<b>20.4</b>	<b>39</b>	<b>17.4</b>	<b>46</b>	<b>22.9</b>
<b>Robbery and Extortion</b>										
Robbery	26	18.1	31	16.1	30	15.3	23	10.3	22	10.9
Extortion	-	-	1	0.5	1	0.5	-	-	-	-
<b>Sub-Total</b>	<b>26</b>	<b>18.1</b>	<b>32</b>	<b>16.6</b>	<b>31</b>	<b>15.8</b>	<b>23</b>	<b>10.3</b>	<b>22</b>	<b>10.9</b>
<b>Property Offences</b>										
Unlawful entry with intent	16	11.1	23	11.9	15	7.7	23	10.3	10	5.0
Deception and related offences	11	7.6	8	4.1	7	3.6	19	8.5	13	6.5
Receiving and handling proceeds of crime	-	-	4	2.1	1	0.5	3	1.3	-	-
Theft (including motor vehicle)	22	15.3	39	20.2	47	24.0	32	14.3	41	20.4
Property damage and environmental offences	1	0.7	1	0.5	3	1.5	3	1.3	2	1.0
<b>Sub-Total</b>	<b>50</b>	<b>34.7</b>	<b>75</b>	<b>38.9</b>	<b>73</b>	<b>37.2</b>	<b>80</b>	<b>35.7</b>	<b>66</b>	<b>32.8</b>
<b>Offences Against Good Order</b>										
Govt security/justice procedures offences	15	10.4	21	10.9	20	10.2	40	17.9	24	11.9
Unlawful possession of weapons	-	-	-	-	-	-	-	-	-	-
Other offences against good order	1	0.7	1	0.5	-	-	-	-	1	0.5
<b>Sub-Total</b>	<b>16</b>	<b>11.1</b>	<b>22</b>	<b>11.4</b>	<b>20</b>	<b>10.2</b>	<b>40</b>	<b>17.9</b>	<b>25</b>	<b>12.4</b>
<b>Drug Offences</b>										
Possess and/or Use drugs	-	-	1	0.5	2	1.0	1	0.4	2	1.0
Deal/traffic (including import/export)	18	12.5	20	10.4	26	13.3	34	15.2	31	15.4
Manufacture/cultivate (incl. Other illicit drug offences)	2	1.4	1	0.5	1	0.5	1	0.4	1	0.5
<b>Sub-Total</b>	<b>20</b>	<b>13.9</b>	<b>22</b>	<b>11.4</b>	<b>29</b>	<b>14.8</b>	<b>36</b>	<b>16.1</b>	<b>34</b>	<b>16.9</b>
<b>Motor Vehicle, Traffic and Related Offences</b>										
Driving offences	1	0.7	-	-	1	0.5	1	0.4	-	-
Licence/registration offences	1	0.7	3	1.6	-	-	1	0.4	3	1.5
Other traffic offences	-	-	-	-	-	-	-	-	-	-
<b>Sub-Total</b>	<b>2</b>	<b>1.4</b>	<b>3</b>	<b>1.6</b>	<b>1</b>	<b>0.5</b>	<b>2</b>	<b>0.9</b>	<b>3</b>	<b>1.5</b>
<b>Other Offences</b>										
Other offences/Unknown	5	3.5	5	2.6	2	1.0	4	1.8	5	2.5
<b>Total - All Offences</b>	<b>144</b>	<b>100.0</b>	<b>193</b>	<b>100.0</b>	<b>196</b>	<b>100.0</b>	<b>224</b>	<b>100.0</b>	<b>201</b>	<b>100.0</b>

# 17 All Sentenced Prisoners

by most serious offence at 30 June

Most Serious Offence	30 June 2000		30 June 2001		30 June 2002		30 June 2003		30 June 2004	
	No.	%	No.	%	No.	%	No.	%	No.	%
<b>Offences Against the Person</b>										
Murder	231	8.5	239	8.3	237	8.0	245	8.0	242	8.0
Other homicide	87	3.2	107	3.7	106	3.6	107	3.5	122	4.1
Assault	156	5.7	157	5.4	182	6.1	199	6.5	216	7.2
Sex Offences	361	13.3	353	12.2	357	12.1	351	11.4	358	11.9
Other offences against the person	33	1.2	32	1.1	44	1.5	44	1.4	49	1.6
<b>Sub-Total</b>	<b>868</b>	<b>31.9</b>	<b>888</b>	<b>30.7</b>	<b>926</b>	<b>31.3</b>	<b>946</b>	<b>30.8</b>	<b>987</b>	<b>32.8</b>
<b>Robbery and Extortion</b>										
Robbery	315	11.6	355	12.3	363	12.3	352	11.5	340	11.3
Extortion	1	0.0	1	0.0	5	0.2	4	0.1	6	0.2
<b>Sub-Total</b>	<b>316</b>	<b>11.6</b>	<b>356</b>	<b>12.3</b>	<b>368</b>	<b>12.4</b>	<b>356</b>	<b>11.6</b>	<b>346</b>	<b>11.5</b>
<b>Property Offences</b>										
Unlawful entry with intent	351	12.9	394	13.6	308	10.4	389	12.7	366	12.2
Deception and related offences	94	3.5	81	2.8	72	2.4	101	3.3	95	3.2
Receiving and handling proceeds of crime	28	1.0	32	1.1	27	0.9	20	0.7	34	1.1
Theft (including motor vehicle)	249	9.2	294	10.2	480	16.2	313	10.2	298	9.9
Property damage and environmental offences	28	1.0	25	0.9	26	0.9	34	1.1	34	1.1
<b>Sub-Total</b>	<b>750</b>	<b>27.6</b>	<b>826</b>	<b>28.6</b>	<b>913</b>	<b>30.8</b>	<b>857</b>	<b>27.9</b>	<b>827</b>	<b>27.5</b>
<b>Offences Against Good Order</b>										
Govt security/justice procedures offences	280	10.3	309	10.7	277	9.4	393	12.8	305	10.1
Unlawful possession of weapons	-	-	-	-	4	0.1	11	0.4	13	0.4
Other offences against good order	21	0.8	18	0.6	13	0.4	21	0.7	30	1.0
<b>Sub-Total</b>	<b>301</b>	<b>11.1</b>	<b>327</b>	<b>11.3</b>	<b>294</b>	<b>9.9</b>	<b>425</b>	<b>13.9</b>	<b>348</b>	<b>11.6</b>
<b>Drug Offences</b>										
Possess and/or Use drugs	19	0.7	24	0.8	28	0.9	18	0.6	15	0.5
Deal/traffic (including import/export)	259	9.5	274	9.5	263	8.9	293	9.6	279	9.3
Manufacture/cultivate (incl. Other illicit drug offences)	17	0.6	28	1.0	15	0.5	10	0.3	45	1.5
<b>Sub-Total</b>	<b>295</b>	<b>10.9</b>	<b>326</b>	<b>11.3</b>	<b>306</b>	<b>10.3</b>	<b>321</b>	<b>10.5</b>	<b>339</b>	<b>11.3</b>
<b>Motor Vehicle, Traffic and Related Offences</b>										
Driving offences	16	0.6	17	0.6	21	0.7	32	1.0	24	0.8
Licence/registration offences	65	2.4	50	1.7	52	1.8	55	1.8	84	2.8
Other traffic offences	4	0.1	1	0.0	-	-	1	0.0	1	0.0
<b>Sub-Total</b>	<b>85</b>	<b>3.1</b>	<b>68</b>	<b>2.4</b>	<b>73</b>	<b>2.5</b>	<b>88</b>	<b>2.9</b>	<b>109</b>	<b>3.6</b>
<b>Other Offences</b>										
Other offences/Unknown	102	3.8	101	3.5	82	2.8	75	2.4	54	1.8
<b>Total - All Offences</b>	<b>2,717</b>	<b>100.0</b>	<b>2,892</b>	<b>100.0</b>	<b>2,962</b>	<b>100.0</b>	<b>3,068</b>	<b>100.0</b>	<b>3,010</b>	<b>100.0</b>

# 18 Sentenced Prisoners

by sex and expected time to serve at 30 June

Expected time to serve <sup>(a)</sup>	30 June 2000			30 June 2001			30 June 2002			30 June 2003			30 June 2004		
	No.	%	Cumulative %	No.	%	Cumulative %	No.	%	Cumulative %	No.	%	Cumulative %	No.	%	Cumulative %
<b>MALES</b>															
Under 1 month	13	0.5	0.5	6	0.2	0.2	14	0.5	0.5	14	0.5	0.5	25	0.9	0.9
1 and under 3 months	122	4.7	5.2	104	3.9	4.1	108	3.9	4.4	119	4.2	4.7	103	3.7	4.6
3 and under 6 months	344	13.4	18.6	359	13.3	17.4	331	12.0	16.4	345	12.1	16.8	292	10.4	15.0
6 and under 12 months	518	20.1	38.7	544	20.2	37.5	531	19.2	35.6	527	18.5	35.3	526	18.7	33.7
1 and under 2 years	477	18.5	57.3	483	17.9	55.4	535	19.3	54.9	543	19.1	54.4	541	19.3	52.9
2 and under 5 years	591	23.0	80.3	663	24.6	80.0	701	25.3	80.3	724	25.5	79.9	743	26.5	79.4
5 and under 10 years	262	10.2	90.4	271	10.0	90.0	283	10.2	90.5	300	10.5	90.4	305	10.9	90.2
10 years and over	199	7.7	98.2	222	8.2	98.3	250	9.0	99.5	259	9.1	99.5	260	9.3	99.5
Indeterminate															
Life (b)	43	1.7	99.8	43	1.6	99.9	8	0.3	99.8	8	0.3	99.8	8	0.3	99.8
Other (c)	4	0.2	100.0	4	0.1	100.0	5	0.2	100.0	5	0.2	100.0	5	0.2	100.0
<b>Total</b>	<b>2,573</b>	<b>100</b>		<b>2,699</b>	<b>100</b>		<b>2,766</b>	<b>100</b>		<b>2,844</b>	<b>100</b>		<b>2,809</b>	<b>100</b>	
Mean	37.2 months			38.3 months			41.0 months			41.5 months			42.8 months		
Median	17.8 months			19.7 months			30.0 months			20.8 months			23.0 months		
<b>FEMALES</b>															
Under 1 month	1	0.7	0.7	2	1.0	1.0	-	-	-	1	0.4	0.4	4	2.0	2.0
1 and under 3 months	8	5.6	6.3	22	11.4	12.4	16	8.2	8.2	21	9.4	9.8	15	7.5	9.5
3 and under 6 months	32	22.2	28.5	36	18.7	31.1	36	18.4	26.5	38	17.0	26.8	29	14.4	23.9
6 and under 12 months	44	30.6	59.0	55	28.5	59.6	50	25.5	52.0	52	23.2	50.0	34	16.9	40.8
1 and under 2 years	27	18.8	77.8	34	17.6	77.2	36	18.4	70.4	40	17.9	67.9	41	20.4	61.2
2 and under 5 years	16	11.1	88.9	23	11.9	89.1	36	18.4	88.8	41	18.3	86.2	44	21.9	83.1
5 and under 10 years	9	6.3	95.1	12	6.2	95.3	10	5.1	93.9	15	6.7	92.9	17	8.5	91.5
10 years and over	7	4.9	100.0	9	4.7	100.0	12	6.1	100.0	16	7.1	100.0	17	8.5	100.0
Indeterminate															
Life (b)	-	-	100.0	-	-	100.0	-	-	100.0	-	-	100.0	-	-	100.0
Other (c)	-	-	100.0	-	-	100.0	-	-	100.0	-	-	100.0	-	-	100.0
<b>Total</b>	<b>144</b>	<b>100</b>		<b>193</b>	<b>100</b>		<b>196</b>	<b>100</b>		<b>224</b>	<b>100</b>		<b>201</b>	<b>100</b>	
Mean	26.2 months			25.0 months			29.0 months			31.4 months			36.8 months		
Median	10.7 months			10.0 months			12.0 months			12.0 months			17.3 months		
<b>PERSONS</b>															
Under 1 month	14	0.5	0.5	8	0.3	0.3	14	0.5	0.5	15	0.5	0.5	29	1.0	1.0
1 and under 3 months	130	4.8	5.3	126	4.4	4.6	124	4.2	4.7	140	4.6	5.1	118	3.9	4.9
3 and under 6 months	376	13.8	19.1	395	13.7	18.3	367	12.4	17.0	383	12.5	17.5	321	10.7	15.5
6 and under 12 months	562	20.7	39.8	599	20.7	39.0	581	19.6	36.7	579	18.9	36.4	560	18.6	34.2
1 and under 2 years	504	18.5	58.4	517	17.9	56.9	571	19.3	55.9	583	19.0	55.4	582	19.3	53.5
2 and under 5 years	607	22.3	80.7	686	23.7	80.6	737	24.9	80.8	765	24.9	80.3	787	26.1	79.6
5 and under 10 years	271	10.0	90.7	283	9.8	90.4	293	9.9	90.7	315	10.3	90.6	322	10.7	90.3
10 years and over	206	7.6	98.3	231	8.0	98.4	262	8.8	99.6	275	9.0	99.6	277	9.2	99.5
Indeterminate															
Life (b)	43	1.6	99.9	43	1.5	99.9	8	0.3	99.8	8	0.3	99.8	8	0.3	99.8
Other (c)	4	0.1	100.0	4	0.1	100.0	5	0.2	100.0	5	0.2	100.0	5	0.2	100.0
<b>Total</b>	<b>2,717</b>	<b>100</b>		<b>2,892</b>	<b>100</b>		<b>2,962</b>	<b>100</b>		<b>3,068</b>	<b>100</b>		<b>3,010</b>	<b>100</b>	
Mean	36.6 months			37.4 months			40.0 months			40.8 months			42.4 months		
Median	17.6 months			18.0 months			20.0 months			19.8 months			22.4 months		

(a) Expected Time to Serve is based on the minimum term or non-parole period where one has been imposed or the fixed term sentence.

(b) In 2000 and 2001 the Life category includes prisoners serving sentences of Natural Life where a minimum term has been specified by the court. In subsequent years these prisoners are counted in the category of their minimum term.

(c) Other includes Governor's Pleasure and Indefinite sentences.

# 19 Unsentenced Prisoners

by most serious charge – males at 30 June

Most Serious Charge	30 June 2000		30 June 2001		30 June 2002		30 June 2003		30 June 2004	
	No.	%	No.	%	No.	%	No.	%	No.	%
<b>Offences Against the Person</b>										
Murder	47	11.8	41	9.2	65	12.5	66	10.3	75	13.1
Other homicide	12	3.0	25	5.6	24	4.6	27	4.2	21	3.7
Assault	10	2.5	16	3.6	17	3.3	20	3.1	15	2.6
Sex Offences	20	5.0	26	5.8	28	5.4	23	3.6	44	7.7
Other offences against the person	25	6.3	31	7.0	35	6.7	34	5.3	45	7.9
<b>Sub-Total</b>	<b>114</b>	<b>28.7</b>	<b>139</b>	<b>31.2</b>	<b>169</b>	<b>32.5</b>	<b>170</b>	<b>26.6</b>	<b>200</b>	<b>35.0</b>
<b>Robbery and Extortion</b>										
Robbery	91	22.9	105	23.6	118	22.7	129	20.2	93	16.3
Extortion	1	0.3	1	0.2	-	-	-	-	-	-
<b>Sub-Total</b>	<b>92</b>	<b>23.2</b>	<b>106</b>	<b>23.8</b>	<b>118</b>	<b>22.7</b>	<b>129</b>	<b>20.2</b>	<b>93</b>	<b>16.3</b>
<b>Property Offences</b>										
Unlawful entry with intent	55	13.9	74	16.6	78	15.0	114	17.9	93	16.3
Deception and related offences	9	2.3	6	1.3	4	0.8	5	0.8	9	1.6
Receiving and handling proceeds of crime	-	-	5	1.1	6	1.2	4	0.6	5	0.9
Theft (including motor vehicle)	20	5.0	18	4.0	32	6.2	30	4.7	26	4.6
Property damage and environmental offences	6	1.5	7	1.6	6	1.2	16	2.5	11	1.9
<b>Sub-Total</b>	<b>90</b>	<b>22.7</b>	<b>110</b>	<b>24.7</b>	<b>126</b>	<b>24.2</b>	<b>169</b>	<b>26.5</b>	<b>144</b>	<b>25.2</b>
<b>Offences Against Good Order</b>										
Govt security/justice procedures offences	4	1.0	-	-	2	0.4	4	0.6	5	0.9
Unlawful possession of weapons	-	-	-	-	1	0.2	2	0.3	-	-
Other offences against good order	4	1.0	8	1.8	2	0.4	5	0.8	4	0.7
<b>Sub-Total</b>	<b>8</b>	<b>2.0</b>	<b>8</b>	<b>1.8</b>	<b>5</b>	<b>1.0</b>	<b>11</b>	<b>1.7</b>	<b>9</b>	<b>1.6</b>
<b>Drug Offences</b>										
Possess and/or Use drugs	2	0.5	3	0.7	-	-	4	0.6	2	0.4
Deal/traffic (including import/export)	71	17.9	57	12.8	86	16.5	89	13.9	86	15.1
Manufacture/cultivate (incl. other illicit drug offences)	1	0.3	-	-	1	0.2	4	0.6	5	0.9
<b>Sub-Total</b>	<b>74</b>	<b>18.6</b>	<b>60</b>	<b>13.5</b>	<b>87</b>	<b>16.7</b>	<b>97</b>	<b>15.2</b>	<b>93</b>	<b>16.3</b>
<b>Motor Vehicle, Traffic and Related Offences</b>										
Driving offences	-	-	2	0.4	-	-	-	-	-	-
Licence/registration offences	-	-	-	-	-	-	-	-	1	0.2
Other traffic offences	1	0.3	-	-	-	-	-	-	-	-
<b>Sub-Total</b>	<b>1</b>	<b>0.3</b>	<b>2</b>	<b>0.4</b>	<b>-</b>	<b>-</b>	<b>-</b>	<b>-</b>	<b>1</b>	<b>0.2</b>
<b>Other Offences</b>										
Other offences/Unknown	18	4.5	20	4.5	15	2.9	62	9.7	31	5.4
<b>Total - All Offences</b>	<b>397</b>	<b>100.0</b>	<b>445</b>	<b>100.0</b>	<b>520</b>	<b>100.0</b>	<b>638</b>	<b>100.0</b>	<b>571</b>	<b>100.0</b>

# 20 Unsentenced Prisoners

by most serious charge – females at 30 June

Most Serious Charge	30 June 2000		30 June 2001		30 June 2002		30 June 2003		30 June 2004	
	No.	%	No.	%	No.	%	No.	%	No.	%
<b>Offences Against the Person</b>										
Murder	4	10.3	9	16.7	9	15.5	1	1.8	2	4.7
Other homicide	1	2.6	-	-	1	1.7	2	3.5	2	4.7
Assault	-	-	1	1.9	1	1.7	2	3.5	-	-
Sex Offences	1	2.6	1	1.9	-	-	-	-	-	-
Other offences against the person	3	7.7	3	5.6	1	1.7	1	1.8	2	4.7
<b>Sub-Total</b>	<b>9</b>	<b>23.1</b>	<b>14</b>	<b>25.9</b>	<b>12</b>	<b>20.7</b>	<b>6</b>	<b>10.5</b>	<b>6</b>	<b>14.0</b>
<b>Robbery and Extortion</b>										
Robbery	10	25.6	14	25.9	14	24.1	17	29.8	9	20.9
Extortion	-	-	-	-	-	-	1	1.8	-	-
<b>Sub-Total</b>	<b>10</b>	<b>25.6</b>	<b>14</b>	<b>25.9</b>	<b>14</b>	<b>24.1</b>	<b>18</b>	<b>31.6</b>	<b>9</b>	<b>20.9</b>
<b>Property Offences</b>										
Unlawful entry with intent	3	7.7	7	13.0	9	15.5	6	10.5	7	16.3
Deception and related offences	-	-	1	1.9	1	1.7	-	-	1	2.3
Receiving and handling proceeds of crime	-	-	1	1.9	2	3.4	-	-	-	-
Theft (including motor vehicle)	3	7.7	2	3.7	4	6.9	11	19.3	5	11.6
Property damage and environmental offences	1	2.6	2	3.7	1	1.7	1	1.8	2	4.7
<b>Sub-Total</b>	<b>7</b>	<b>17.9</b>	<b>13</b>	<b>24.1</b>	<b>17</b>	<b>29.3</b>	<b>18</b>	<b>31.6</b>	<b>15</b>	<b>34.9</b>
<b>Offences Against Good Order</b>										
Govt security/justice procedures offences	-	-	-	-	1	1.7	1	1.8	-	-
Unlawful possession of weapons	-	-	-	-	-	-	-	-	-	-
Other offences against good order	-	-	1	1.9	1	1.7	1	1.8	-	-
<b>Sub-Total</b>	<b>-</b>	<b>-</b>	<b>1</b>	<b>1.9</b>	<b>2</b>	<b>3.4</b>	<b>2</b>	<b>3.5</b>	<b>-</b>	<b>-</b>
<b>Drug Offences</b>										
Possess and/or Use drugs	1	2.6	-	-	-	-	-	-	-	-
Deal/traffic (including import/export)	10	25.6	11	20.4	12	20.7	12	21.1	9	20.9
Manufacture/cultivate (incl. other illicit drug offences)	-	-	-	-	-	-	1	1.8	2	4.7
<b>Sub-Total</b>	<b>11</b>	<b>28.2</b>	<b>11</b>	<b>20.4</b>	<b>12</b>	<b>20.7</b>	<b>13</b>	<b>22.8</b>	<b>11</b>	<b>25.6</b>
<b>Motor Vehicle, Traffic and Related Offences</b>										
Driving offences	-	-	-	-	-	-	-	-	-	-
Licence/registration offences	-	-	-	-	-	-	-	-	-	-
Other traffic offences	-	-	-	-	-	-	-	-	-	-
<b>Sub-Total</b>	<b>-</b>	<b>-</b>	<b>-</b>	<b>-</b>	<b>-</b>	<b>-</b>	<b>-</b>	<b>-</b>	<b>-</b>	<b>-</b>
<b>Other Offences</b>										
Other offences/Unknown	2	5.1	1	1.9	1	1.7	-	-	2	4.7
<b>Total - All Offences</b>	<b>39</b>	<b>100.0</b>	<b>54</b>	<b>100.0</b>	<b>58</b>	<b>100.0</b>	<b>57</b>	<b>100.0</b>	<b>43</b>	<b>100.0</b>

# 21 All Unsentenced Prisoners

by most serious charge at 30 June

Most Serious Charge	30 June 2000		30 June 2001		30 June 2002		30 June 2003		30 June 2004	
	No.	%	No.	%	No.	%	No.	%	No.	%
<b>Offences Against the Person</b>										
Murder	51	11.7	50	10.0	74	12.8	67	9.6	77	12.5
Other homicide	13	3.0	25	5.0	25	4.3	29	4.2	23	3.7
Assault	10	2.3	17	3.4	18	3.1	22	3.2	15	2.4
Sex Offences	21	4.8	27	5.4	28	4.8	23	3.3	44	7.2
Other offences against the person	28	6.4	34	6.8	36	6.2	35	5.0	47	7.7
<b>Sub-Total</b>	<b>123</b>	<b>28.2</b>	<b>153</b>	<b>30.7</b>	<b>181</b>	<b>31.3</b>	<b>176</b>	<b>25.3</b>	<b>206</b>	<b>33.6</b>
<b>Robbery and Extortion</b>										
Robbery	101	23.2	119	23.8	132	22.8	146	21.0	102	16.6
Extortion	1	0.2	1	0.2	-	-	1	0.1	-	-
<b>Sub-Total</b>	<b>102</b>	<b>23.4</b>	<b>120</b>	<b>24.0</b>	<b>132</b>	<b>22.8</b>	<b>147</b>	<b>21.2</b>	<b>102</b>	<b>16.6</b>
<b>Property Offences</b>										
Unlawful entry with intent	58	13.3	81	16.2	87	15.1	120	17.3	100	16.3
Deception and related offences	9	2.1	7	1.4	5	0.9	5	0.7	10	1.6
Receiving and handling proceeds of crime	-	-	6	1.2	8	1.4	4	0.6	5	0.8
Theft (including motor vehicle)	23	5.3	20	4.0	36	6.2	41	5.9	31	5.0
Property damage and environmental offences	7	1.6	9	1.8	7	1.2	17	2.4	13	2.1
<b>Sub-Total</b>	<b>97</b>	<b>22.2</b>	<b>123</b>	<b>24.6</b>	<b>143</b>	<b>24.7</b>	<b>187</b>	<b>26.9</b>	<b>159</b>	<b>25.9</b>
<b>Offences Against Good Order</b>										
Govt security/justice procedures offences	4	0.9	-	-	3	0.5	5	0.7	5	0.8
Unlawful possession of weapons	-	-	-	-	1	0.2	2	0.3	-	-
Other offences against good order	4	0.9	9	1.8	3	0.5	6	0.9	4	0.7
<b>Sub-Total</b>	<b>8</b>	<b>1.8</b>	<b>9</b>	<b>1.8</b>	<b>7</b>	<b>1.2</b>	<b>13</b>	<b>1.9</b>	<b>9</b>	<b>1.5</b>
<b>Drug Offences</b>										
Possess and/or Use drugs	3	0.7	3	0.6	-	-	4	0.6	2	0.3
Deal/traffic (including import/export)	81	18.6	68	13.6	98	17.0	101	14.5	95	15.5
Manufacture/cultivate (incl. Other illicit drug offences)	1	0.2	-	-	1	0.2	5	0.7	7	1.1
<b>Sub-Total</b>	<b>85</b>	<b>19.5</b>	<b>71</b>	<b>14.2</b>	<b>99</b>	<b>17.1</b>	<b>110</b>	<b>15.8</b>	<b>104</b>	<b>16.9</b>
<b>Motor Vehicle, Traffic and Related Offences</b>										
Driving offences	-	-	2	0.4	-	-	-	-	-	-
Licence/registration offences	-	-	-	-	-	-	-	-	1	0.2
Other traffic offences	1	0.2	-	-	-	-	-	-	-	-
<b>Sub-Total</b>	<b>1</b>	<b>0.2</b>	<b>2</b>	<b>0.4</b>	<b>-</b>	<b>-</b>	<b>-</b>	<b>-</b>	<b>1</b>	<b>0.2</b>
<b>Other Offences</b>										
Other offences/Unknown	20	4.6	21	4.2	16	2.8	62	8.9	33	5.4
<b>Total - All Offences</b>	<b>436</b>	<b>100.0</b>	<b>499</b>	<b>100.0</b>	<b>578</b>	<b>100.0</b>	<b>695</b>	<b>100.0</b>	<b>614</b>	<b>100.0</b>

# 22 Unsentenced Prisoners

by level of court of remand and time already served on remand at 30 June

Time Already Served	30 June 2000			30 June 2001			30 June 2002			30 June 2003			30 June 2004		
	No.	%	Cumulative %	No.	%	Cumulative %	No.	%	Cumulative %	No.	%	Cumulative %	No.	%	Cumulative %
<b>Higher Courts (a)</b>															
Under 1 month	14	7.3	7.3	11	5.0	5.0	12	4.9	4.9	21	8.2	8.2	20	9.7	9.7
1 and under 3 months	19	9.9	17.2	24	11.0	16.1	32	13.0	17.8	15	5.9	14.1	17	8.3	18.0
3 and under 6 months	51	26.6	43.8	61	28.0	44.0	42	17.0	34.8	58	22.7	36.7	31	15.0	33.0
6 and under 12 months	70	36.5	80.2	82	37.6	81.7	104	42.1	76.9	74	28.9	65.6	67	32.5	65.5
One year and over	38	19.8	100.0	40	18.3	100.0	57	23.1	100.0	88	34.4	100.0	71	34.5	100.0
<b>Total</b>	<b>192</b>	<b>100</b>		<b>218</b>	<b>100</b>		<b>247</b>	<b>100</b>		<b>256</b>	<b>100</b>		<b>206</b>	<b>100</b>	
Mean	9.3 months			8.8 months			9.1 months			10.0 months			10.0 months		
90th percentile	16.4 months			15.5 months			15.7 months			18.1 months			19.6 months		
<b>Lower Courts (b)</b>															
Under 1 month	103	43.3	43.3	92	32.7	32.7	107	32.5	32.5	129	29.4	29.4	144	35.4	35.4
1 and under 3 months	87	36.6	79.8	112	39.9	72.6	118	35.9	68.4	178	40.5	69.9	149	36.6	72.0
3 and under 6 months	37	15.5	95.4	60	21.4	94.0	70	21.3	89.7	64	14.6	84.5	62	15.2	87.2
6 and under 12 months	6	2.5	97.9	11	3.9	97.9	32	9.7	99.4	67	15.3	99.8	49	12.0	99.3
One year and over	5	2.1	100.0	6	2.1	100.0	2	0.6	100.0	1	0.2	100.0	3	0.7	100.0
<b>Total</b>	<b>238</b>	<b>100</b>		<b>281</b>	<b>100</b>		<b>329</b>	<b>100</b>		<b>439</b>	<b>100</b>		<b>407</b>	<b>100</b>	
Mean	2.2 months			2.5 months			2.6 months			2.7 months			2.6 months		
90th percentile	4.2 months			4.5 months			6.1 months			7.0 months			6.7 months		
<b>Other courts (c)</b>															
Under 1 month	1	16.7	16.7	-	-	-	-	-	-	-	-	-	-	-	-
1 and under 3 months	1	16.7	33.3	-	-	-	-	-	-	-	-	-	-	-	-
3 and under 6 months	1	16.7	50.0	-	-	-	-	-	-	-	-	-	-	-	-
6 and under 12 months	2	33.3	83.3	-	-	-	-	-	-	-	-	-	-	-	-
One year and over	1	16.7	100.0	-	-	-	2	100.0	100.0	-	-	-	1	-	-
<b>Total</b>	<b>6</b>	<b>100</b>		<b>-</b>	<b>-</b>	<b>-</b>	<b>2</b>	<b>100</b>		<b>-</b>	<b>-</b>	<b>-</b>	<b>1</b>	<b>-</b>	<b>-</b>
Mean	15.4 months			- months			71.2 months			- months			52 months		
90th percentile	63.3 months			- months			77.2 months			- months			52 months		
<b>Total courts</b>															
Under 1 month	118	27.1	27.1	103	20.6	20.6	119	20.6	20.6	150	21.6	21.6	164	26.7	26.7
1 and under 3 months	107	24.5	51.6	136	27.3	47.9	150	26.0	46.5	193	27.8	49.4	166	27.0	53.7
3 and under 6 months	89	20.4	72.0	121	24.2	72.1	112	19.4	65.9	122	17.6	66.9	93	15.1	68.9
6 and under 12 months	78	17.9	89.9	93	18.6	90.8	136	23.5	89.4	141	20.3	87.2	116	18.9	87.8
One year and over	44	10.1	100.0	46	9.2	100.0	61	10.6	100.0	89	12.8	100.0	75	12.2	100.0
<b>Total</b>	<b>436</b>	<b>100</b>		<b>499</b>	<b>100</b>		<b>578</b>	<b>100</b>		<b>695</b>	<b>100</b>		<b>614</b>	<b>100</b>	
Mean	5.5 months			5.3 months			5.6 months			5.4 months			5.2 months		
90th percentile	12.8 months			11.2 months			12.4 months			12.8 months			12.9 months		

(a) Higher Courts are the Supreme and County Courts.

(b) Lower Courts are the Magistrates' Courts.

(c) Other includes prisoners held in custody under a Commonwealth Department of Immigration order.

# 23 All Prisoners

by most serious offence/charge – males at 30 June

Most Serious Offence/Charge	30 June 2000		30 June 2001		30 June 2002		30 June 2003		30 June 2004	
	No.	%	No.	%	No.	%	No.	%	No.	%
<b>Offences Against the Person</b>										
Murder	267	9.0	266	8.5	287	8.7	292	8.4	295	8.7
Other homicide	94	3.2	124	3.9	118	3.6	122	3.5	127	3.8
Assault	158	5.3	165	5.2	189	5.8	212	6.1	228	6.7
Sex Offences	381	12.8	377	12.0	383	11.7	374	10.7	401	11.9
Other offences against the person	57	1.9	61	1.9	78	2.4	77	2.2	90	2.7
<b>Sub-Total</b>	<b>957</b>	<b>32.2</b>	<b>993</b>	<b>31.6</b>	<b>1,055</b>	<b>32.1</b>	<b>1,077</b>	<b>30.9</b>	<b>1,141</b>	<b>33.8</b>
<b>Robbery and Extortion</b>										
Robbery	380	12.8	429	13.6	451	13.7	458	13.2	411	12.2
Extortion	2	0.1	1	0.0	4	0.1	4	0.1	6	0.2
<b>Sub-Total</b>	<b>382</b>	<b>12.9</b>	<b>430</b>	<b>13.7</b>	<b>455</b>	<b>13.8</b>	<b>462</b>	<b>13.3</b>	<b>417</b>	<b>12.3</b>
<b>Property Offences</b>										
Unlawful entry with intent	390	13.1	445	14.2	371	11.3	480	13.8	449	13.3
Deception and related offences	92	3.1	79	2.5	69	2.1	87	2.5	91	2.7
Receiving and handling proceeds of crime	28	0.9	33	1.0	32	1.0	21	0.6	39	1.2
Theft (including motor vehicle)	247	8.3	273	8.7	465	14.2	311	8.9	283	8.4
Property damage and environmental offences	33	1.1	31	1.0	29	0.9	47	1.3	43	1.3
<b>Sub-Total</b>	<b>790</b>	<b>26.6</b>	<b>861</b>	<b>27.4</b>	<b>966</b>	<b>29.4</b>	<b>946</b>	<b>27.2</b>	<b>905</b>	<b>26.8</b>
<b>Offences Against Good Order</b>										
Govt security/justice procedures offences	269	9.1	288	9.2	259	7.9	357	10.3	286	8.5
Unlawful possession of weapons	-	-	-	-	5	0.2	13	0.4	13	0.4
Other offences against good order	24	0.8	25	0.8	15	0.5	26	0.7	33	1.0
<b>Sub-Total</b>	<b>293</b>	<b>9.9</b>	<b>313</b>	<b>10.0</b>	<b>279</b>	<b>8.5</b>	<b>396</b>	<b>11.4</b>	<b>332</b>	<b>9.8</b>
<b>Drug Offences</b>										
Possess and/or Use drugs	21	0.7	26	0.8	26	0.8	21	0.6	15	0.4
Deal/traffic (including import/export)	312	10.5	311	9.9	323	9.8	348	10.0	334	9.9
Manufacture/cultivate (incl. Other illicit drug offences)	16	0.5	27	0.9	15	0.5	13	0.4	49	1.4
<b>Sub-Total</b>	<b>349</b>	<b>11.8</b>	<b>364</b>	<b>11.6</b>	<b>364</b>	<b>11.1</b>	<b>382</b>	<b>11.0</b>	<b>398</b>	<b>11.8</b>
<b>Motor Vehicle, Traffic and Related Offences</b>										
Driving offences	15	0.5	19	0.6	20	0.6	31	0.9	24	0.7
Licence/registration offences	64	2.2	47	1.5	52	1.6	54	1.6	82	2.4
Other traffic offences	5	0.2	1	0.0	-	-	1	0.0	1	0.0
<b>Sub-Total</b>	<b>84</b>	<b>2.8</b>	<b>67</b>	<b>2.1</b>	<b>72</b>	<b>2.2</b>	<b>86</b>	<b>2.5</b>	<b>107</b>	<b>3.2</b>
<b>Other Offences</b>										
Other offences/Unknown	115	3.9	116	3.7	95	2.9	133	3.8	80	2.4
<b>Total - All Offences</b>	<b>2,970</b>	<b>100.0</b>	<b>3,144</b>	<b>100.0</b>	<b>3,286</b>	<b>100.0</b>	<b>3,482</b>	<b>100.0</b>	<b>3,380</b>	<b>100.0</b>

# 24 All Prisoners

by most serious offence/charge – females at 30 June

Most Serious Offence/Charge	30 June 2000		30 June 2001		30 June 2002		30 June 2003		30 June 2004	
	No.	%	No.	%	No.	%	No.	%	No.	%
<b>Offences Against the Person</b>										
Murder	15	8.2	23	9.3	24	9.4	20	7.1	24	9.8
Other homicide	6	3.3	8	3.2	13	5.1	14	5.0	18	7.4
Assault	8	4.4	9	3.6	11	4.3	9	3.2	3	1.2
Sex Offences	1	0.5	3	1.2	2	0.8	-	-	1	0.4
Other offences against the person	4	2.2	5	2.0	2	0.8	2	0.7	6	2.5
<b>Sub-Total</b>	<b>34</b>	<b>18.6</b>	<b>48</b>	<b>19.4</b>	<b>52</b>	<b>20.5</b>	<b>45</b>	<b>16.0</b>	<b>52</b>	<b>21.3</b>
<b>Robbery and Extortion</b>										
Robbery	36	19.7	45	18.2	44	17.3	40	14.2	31	12.7
Extortion	-	-	1	0.4	1	0.4	1	0.4	-	-
<b>Sub-Total</b>	<b>36</b>	<b>19.7</b>	<b>46</b>	<b>18.6</b>	<b>45</b>	<b>17.7</b>	<b>41</b>	<b>14.6</b>	<b>31</b>	<b>12.7</b>
<b>Property Offences</b>										
Unlawful entry with intent	19	10.4	30	12.1	24	9.4	29	10.3	17	7.0
Deception and related offences	11	6.0	9	3.6	8	3.1	19	6.8	14	5.7
Receiving and handling proceeds of crime	-	-	5	2.0	3	1.2	3	1.1	-	-
Theft (including motor vehicle)	25	13.7	41	16.6	51	20.1	43	15.3	46	18.9
Property damage and environmental offences	2	1.1	3	1.2	4	1.6	4	1.4	4	1.6
<b>Sub-Total</b>	<b>57</b>	<b>31.1</b>	<b>88</b>	<b>35.6</b>	<b>90</b>	<b>35.4</b>	<b>98</b>	<b>34.9</b>	<b>81</b>	<b>33.2</b>
<b>Offences Against Good Order</b>										
Govt security/justice procedures offences	15	8.2	21	8.5	21	8.3	41	14.6	24	9.8
Unlawful possession of weapons	-	-	-	-	-	-	-	-	-	-
Other offences against good order	1	0.5	2	0.8	1	0.4	1	0.4	1	0.4
<b>Sub-Total</b>	<b>16</b>	<b>8.7</b>	<b>23</b>	<b>9.3</b>	<b>22</b>	<b>8.7</b>	<b>42</b>	<b>14.9</b>	<b>25</b>	<b>10.2</b>
<b>Drug Offences</b>										
Possess and/or Use drugs	1	0.5	1	0.4	2	0.8	1	0.4	2	0.8
Deal/traffic (including import/export)	28	15.3	31	12.6	38	15.0	46	16.4	40	16.4
Manufacture/cultivate (incl. Other illicit drug offences)	2	1.1	1	0.4	1	0.4	2	0.7	3	1.2
<b>Sub-Total</b>	<b>31</b>	<b>16.9</b>	<b>33</b>	<b>13.4</b>	<b>41</b>	<b>16.1</b>	<b>49</b>	<b>17.4</b>	<b>45</b>	<b>18.4</b>
<b>Motor Vehicle, Traffic and Related Offences</b>										
Driving offences	1	0.5	-	-	1	0.4	1	0.4	-	-
Licence/registration offences	1	0.5	3	1.2	-	-	1	0.4	3	1.2
Other traffic offences	-	-	-	-	-	-	-	-	-	-
<b>Sub-Total</b>	<b>2</b>	<b>1.1</b>	<b>3</b>	<b>1.2</b>	<b>1</b>	<b>0.4</b>	<b>2</b>	<b>0.7</b>	<b>3</b>	<b>1.2</b>
<b>Other Offences</b>										
Other offences/Unknown	7	3.8	6	2.4	3	1.2	4	1.4	7	2.9
<b>Total - All Offences</b>	<b>183</b>	<b>100.0</b>	<b>247</b>	<b>100.0</b>	<b>254</b>	<b>100.0</b>	<b>281</b>	<b>100.0</b>	<b>244</b>	<b>100.0</b>

# 25 All Prisoners

by most serious offence/charge at 30 June

Most Serious Offence/Charge	30 June 2000		30 June 2001		30 June 2002		30 June 2003		30 June 2004	
	No.	%	No.	%	No.	%	No.	%	No.	%
<b>Offences Against the Person</b>										
Murder	282	8.9	289	8.5	311	8.8	312	8.3	319	8.8
Other homicide	100	3.2	132	3.9	131	3.7	136	3.6	145	4.0
Assault	166	5.3	174	5.1	200	5.6	221	5.9	231	6.4
Sex Offences	382	12.1	380	11.2	385	10.9	374	9.9	402	11.1
Other offences against the person	61	1.9	66	1.9	80	2.3	79	2.1	96	2.6
<b>Sub-Total</b>	<b>991</b>	<b>31.4</b>	<b>1,041</b>	<b>30.7</b>	<b>1,107</b>	<b>31.3</b>	<b>1,122</b>	<b>29.8</b>	<b>1,193</b>	<b>32.9</b>
<b>Robbery and Extortion</b>										
Robbery	416	13.2	474	14.0	495	14.0	498	13.2	442	12.2
Extortion	2	0.1	2	0.1	5	0.1	5	0.1	6	0.2
<b>Sub-Total</b>	<b>418</b>	<b>13.3</b>	<b>476</b>	<b>14.0</b>	<b>500</b>	<b>14.1</b>	<b>503</b>	<b>13.4</b>	<b>448</b>	<b>12.4</b>
<b>Property Offences</b>										
Unlawful entry with intent	409	13.0	475	14.0	395	11.2	509	13.5	466	12.9
Deception and related offences	103	3.3	88	2.6	77	2.2	106	2.8	105	2.9
Receiving and handling proceeds of crime	28	0.9	38	1.1	35	1.0	24	0.6	39	1.1
Theft (including motor vehicle)	272	8.6	314	9.3	516	14.6	354	9.4	329	9.1
Property damage and environmental offences	35	1.1	34	1.0	33	0.9	51	1.4	47	1.3
<b>Sub-Total</b>	<b>847</b>	<b>26.9</b>	<b>949</b>	<b>28.0</b>	<b>1,056</b>	<b>29.8</b>	<b>1,044</b>	<b>27.7</b>	<b>986</b>	<b>27.2</b>
<b>Offences Against Good Order</b>										
Govt security/justice procedures offences	284	9.0	309	9.1	280	7.9	398	10.6	310	8.6
Unlawful possession of weapons	-	-	-	-	5	0.1	13	0.3	13	0.4
Other offences against good order	25	0.8	27	0.8	16	0.5	27	0.7	34	0.9
<b>Sub-Total</b>	<b>309</b>	<b>9.8</b>	<b>336</b>	<b>9.9</b>	<b>301</b>	<b>8.5</b>	<b>438</b>	<b>11.6</b>	<b>357</b>	<b>9.9</b>
<b>Drug Offences</b>										
Possess and/or Use drugs	22	0.7	27	0.8	28	0.8	22	0.6	17	0.5
Deal/traffic (including import/export)	340	10.8	342	10.1	361	10.2	394	10.5	374	10.3
Manufacture/cultivate (incl. Other illicit drug offences)	18	0.6	28	0.8	16	0.5	15	0.4	52	1.4
<b>Sub-Total</b>	<b>380</b>	<b>12.1</b>	<b>397</b>	<b>11.7</b>	<b>405</b>	<b>11.4</b>	<b>431</b>	<b>11.5</b>	<b>443</b>	<b>12.2</b>
<b>Motor Vehicle, Traffic and Related Offences</b>										
Driving offences	16	0.5	19	0.6	21	0.6	32	0.9	24	0.7
Licence/registration offences	65	2.1	50	1.5	52	1.5	55	1.5	85	2.3
Other traffic offences	5	0.2	1	0.0	-	-	1	0.0	1	0.0
<b>Sub-Total</b>	<b>86</b>	<b>2.7</b>	<b>70</b>	<b>2.1</b>	<b>73</b>	<b>2.1</b>	<b>88</b>	<b>2.3</b>	<b>110</b>	<b>3.0</b>
<b>Other Offences</b>										
Other offences/Unknown	122	3.9	122	3.6	98	2.8	137	3.6	87	2.4
<b>Total - All Offences</b>	<b>3,153</b>	<b>100.0</b>	<b>3,391</b>	<b>100.0</b>	<b>3,540</b>	<b>100.0</b>	<b>3,763</b>	<b>100.0</b>	<b>3,624</b>	<b>100.0</b>

# 26 All Prisoners

by sex and country of birth at 30 June

Country of Birth	30 June 2000		30 June 2001		30 June 2002		30 June 2003		30 June 2004	
	No.	%	No.	%	No.	%	No.	%	No.	%
<b>MALES</b>										
Australia	2,218	74.7	2,328	74.0	2,469	75.1	2,580	74.1	2,468	73.0
New Zealand	67	2.3	71	2.3	73	2.2	72	2.1	74	2.2
PNG	1	0.0	3	0.1	5	0.2	4	0.1	3	0.1
Fiji	13	0.4	11	0.3	11	0.3	7	0.2	8	0.2
Vietnam	127	4.3	152	4.8	149	4.5	172	4.9	193	5.7
OtherIndochina	18	0.6	16	0.5	21	0.6	21	0.6	21	0.6
OtherAsian	82	2.8	85	2.7	86	2.6	134	3.8	114	3.4
UK & Ireland	119	4.0	119	3.8	122	3.7	120	3.4	103	3.0
Greece	22	0.7	27	0.9	26	0.8	25	0.7	24	0.7
Italy	35	1.2	37	1.2	34	1.0	41	1.2	34	1.0
Yugoslavia	57	1.9	54	1.7	51	1.6	46	1.3	45	1.3
Croatia	-	-	3	0.1	4	0.1	7	0.2	7	0.2
OtherEurope	47	1.6	50	1.6	52	1.6	47	1.3	49	1.4
EasternEurope	45	1.5	52	1.7	36	1.1	39	1.1	47	1.4
USA	3	0.1	5	0.2	6	0.2	8	0.2	11	0.3
Canada	4	0.1	5	0.2	2	0.1	2	0.1	2	0.1
Other America	10	0.3	8	0.3	12	0.4	12	0.3	14	0.4
Africa	13	0.4	19	0.6	16	0.5	18	0.5	20	0.6
Lebanon	18	0.6	33	1.0	29	0.9	29	0.8	29	0.9
Turkey	33	1.1	30	1.0	34	1.0	35	1.0	31	0.9
Other Middle East	8	0.3	9	0.3	14	0.4	16	0.5	21	0.6
Unknown	30	1.0	27	0.9	34	1.0	47	1.3	62	1.8
<b>Total</b>	<b>2,970</b>	<b>100.0</b>	<b>3,144</b>	<b>100.0</b>	<b>3,286</b>	<b>100.0</b>	<b>3,482</b>	<b>100.0</b>	<b>3,380</b>	<b>100.0</b>
<b>FEMALES</b>										
Australia	139	76.0	203	82.2	208	81.9	208	74.0	180	73.8
New Zealand	5	2.7	6	2.4	7	2.8	8	2.8	-	-
PNG	-	-	-	-	-	-	-	-	-	-
Fiji	-	-	-	-	-	-	-	-	1	0.4
Vietnam	12	6.6	14	5.7	11	4.3	27	9.6	24	9.8
OtherIndochina	2	1.1	2	0.8	1	0.4	-	-	2	0.8
OtherAsian	6	3.3	6	2.4	8	3.1	5	1.8	5	2.0
UK & Ireland	6	3.3	7	2.8	5	2.0	12	4.3	13	5.3
Greece	-	-	-	-	-	-	-	-	-	-
Italy	-	-	1	0.4	1	0.4	2	0.7	1	0.4
Yugoslavia	4	2.2	-	-	1	0.4	1	0.4	4	1.6
Croatia	-	-	-	-	-	-	-	-	-	-
OtherEurope	2	1.1	2	0.8	2	0.8	3	1.1	2	0.8
EasternEurope	3	1.6	4	1.6	3	1.2	6	2.1	4	1.6
USA	-	-	-	-	-	-	-	-	-	-
Canada	1	0.5	1	0.4	1	0.4	1	0.4	1	0.4
Other America	1	0.5	-	-	-	-	-	-	-	-
Africa	-	-	1	0.4	-	-	3	1.1	4	1.6
Lebanon	1	0.5	-	-	-	-	2	0.7	-	-
Turkey	-	-	-	-	1	0.4	1	0.4	2	0.8
Other Middle East	-	-	-	-	2	0.8	-	-	1	0.4
Unknown	1	0.5	-	-	3	1.2	2	0.7	-	-
<b>Total</b>	<b>183</b>	<b>100.0</b>	<b>247</b>	<b>100.0</b>	<b>254</b>	<b>100.0</b>	<b>281</b>	<b>100.0</b>	<b>244</b>	<b>100.0</b>
<b>PERSONS</b>										
Australia	2,357	74.8	2,531	74.6	2,677	75.6	2,788	74.1	2,648	73.1
New Zealand	72	2.3	77	2.3	80	2.3	80	2.1	74	2.0
PNG	1	0.0	3	0.1	5	0.1	4	0.1	3	0.1
Fiji	13	0.4	11	0.3	11	0.3	7	0.2	9	0.2
Vietnam	139	4.4	166	4.9	160	4.5	199	5.3	217	6.0
OtherIndochina	20	0.6	18	0.5	22	0.6	21	0.6	23	0.6
OtherAsian	88	2.8	91	2.7	94	2.7	139	3.7	119	3.3
UK & Ireland	125	4.0	126	3.7	127	3.6	132	3.5	116	3.2
Greece	22	0.7	27	0.8	26	0.7	25	0.7	24	0.7
Italy	35	1.1	38	1.1	35	1.0	43	1.1	35	1.0
Yugoslavia	61	1.9	54	1.6	52	1.5	47	1.2	49	1.4
Croatia	-	-	3	0.1	4	0.1	7	0.2	7	0.2
OtherEurope	49	1.6	52	1.5	54	1.5	50	1.3	51	1.4
EasternEurope	48	1.5	56	1.7	39	1.1	45	1.2	51	1.4
USA	3	0.1	5	0.1	6	0.2	8	0.2	11	0.3
Canada	5	0.2	6	0.2	3	0.1	3	0.1	3	0.1
Other America	11	0.3	8	0.2	12	0.3	12	0.3	14	0.4
Africa	13	0.4	20	0.6	16	0.5	21	0.6	24	0.7
Lebanon	19	0.6	33	1.0	29	0.8	31	0.8	29	0.8
Turkey	33	1.0	30	0.9	35	1.0	36	1.0	33	0.9
Other Middle East	8	0.3	9	0.3	16	0.5	16	0.4	22	0.6
Unknown	31	1.0	27	0.8	37	1.0	49	1.3	62	1.7
<b>Total</b>	<b>3,153</b>	<b>100.0</b>	<b>3,391</b>	<b>100.0</b>	<b>3,540</b>	<b>100.0</b>	<b>3,763</b>	<b>100.0</b>	<b>3,624</b>	<b>100.0</b>

# 27 All Prisoners

born in countries where the first language is other than English<sup>(a)</sup> at 30 June

	30 June 2000		30 June 2001		30 June 2002		30 June 2003		30 June 2004	
	No.	%	No.	%	No.	%	No.	%	No.	%
Males	529	17.8	589	18.7	580	17.7	653	18.8	660	19.5
Females	31	16.9	30	12.1	30	11.8	50	17.8	50	20.5
<b>Total</b>	<b>560</b>	<b>17.8</b>	<b>619</b>	<b>18.3</b>	<b>610</b>	<b>17.2</b>	<b>703</b>	<b>18.7</b>	<b>710</b>	<b>19.6</b>

(a) Includes prisoners born in countries other than Australia, New Zealand, UK and Ireland, USA and Canada. 'Unknowns' are also excluded.

# 28 All Prisoners

by sex and highest level of education (on reception) at 30 June

Highest Level of Education	30 June 2000		30 June 2001		30 June 2002		30 June 2003		30 June 2004	
	No.	%	No.	%	No.	%	No.	%	No.	%
<b>MALES</b>										
Tertiary/Other post secondary	112	3.8	121	3.8	112	3.4	152	4.4	134	4.0
Technical and Trade	4	0.1	5	0.2	7	0.2	3	0.1	3	0.1
Completed secondary	187	6.3	180	5.7	195	5.9	209	6.0	218	6.4
Part secondary	2,501	84.2	2,649	84.3	2,796	85.1	2,929	84.1	2,801	82.9
Completed primary	80	2.7	91	2.9	82	2.5	96	2.8	120	3.6
Part primary	32	1.1	30	1.0	33	1.0	32	0.9	43	1.3
No formal schooling	8	0.3	14	0.4	12	0.4	8	0.2	13	0.4
Unknown	46	1.5	54	1.7	49	1.5	53	1.5	48	1.4
<b>Total</b>	<b>2,970</b>	<b>100.0</b>	<b>3,144</b>	<b>100.0</b>	<b>3,286</b>	<b>100.0</b>	<b>3,482</b>	<b>100.0</b>	<b>3,380</b>	<b>100.0</b>
<b>FEMALES</b>										
Tertiary/Other post secondary	12	6.6	11	4.5	18	7.1	13	4.6	24	9.8
Technical and Trade	-	-	-	-	1	0.4	1	0.4	2	0.8
Completed secondary	20	10.9	28	11.3	28	11.0	30	10.7	40	16.4
Part secondary	139	76.0	186	75.3	187	73.6	207	73.7	162	66.4
Completed primary	5	2.7	3	1.2	3	1.2	8	2.8	3	1.2
Part primary	2	1.1	5	2.0	4	1.6	8	2.8	5	2.0
No formal schooling	1	0.5	1	0.4	2	0.8	4	1.4	4	1.6
Unknown	4	2.2	13	5.3	11	4.3	10	3.6	4	1.6
<b>Total</b>	<b>183</b>	<b>100.0</b>	<b>247</b>	<b>100.0</b>	<b>254</b>	<b>100.0</b>	<b>281</b>	<b>100.0</b>	<b>244</b>	<b>100.0</b>
<b>PERSONS</b>										
Tertiary/Other post secondary	124	3.9	132	3.9	130	3.7	165	4.4	158	4.4
Technical and Trade	4	0.1	5	0.1	8	0.2	4	0.1	5	0.1
Completed secondary	207	6.6	208	6.1	223	6.3	239	6.4	258	7.1
Part secondary	2,640	83.7	2,835	83.6	2,983	84.3	3,136	83.3	2,963	81.8
Completed primary	85	2.7	94	2.8	85	2.4	104	2.8	123	3.4
Part primary	34	1.1	35	1.0	37	1.0	40	1.1	48	1.3
No formal schooling	9	0.3	15	0.4	14	0.4	12	0.3	17	0.5
Unknown	50	1.6	67	2.0	60	1.7	63	1.7	52	1.4
<b>Total</b>	<b>3,153</b>	<b>100.0</b>	<b>3,391</b>	<b>100.0</b>	<b>3,540</b>	<b>100.0</b>	<b>3,763</b>	<b>100.0</b>	<b>3,624</b>	<b>100.0</b>

# 29 All Prisoners

by sex and employment status (on reception) at 30 June

Employment Status	30 June 2000		30 June 2001		30 June 2002		30 June 2003		30 June 2004	
	No.	%	No.	%	No.	%	No.	%	No.	%
<b>MALES</b>										
Employed <sup>(a)</sup>	1,005	33.8	1,059	33.7	1,073	32.7	1,242	35.7	1,270	37.6
Unemployed	1,785	60.1	1,895	60.3	2,022	61.5	2,059	59.1	1,933	57.2
Home Duties	-	-	-	-	-	-	-	-	-	-
Student	32	1.1	32	1.0	35	1.1	37	1.1	41	1.2
Pensioner	120	4.0	124	3.9	110	3.3	101	2.9	98	2.9
Other	5	0.2	2	0.1	2	0.1	4	0.1	3	0.1
Unknown	23	0.8	32	1.0	44	1.3	39	1.1	35	1.0
<b>Total</b>	<b>2,970</b>	<b>100.0</b>	<b>3,144</b>	<b>100.0</b>	<b>3,286</b>	<b>100.0</b>	<b>3,482</b>	<b>100.0</b>	<b>3,380</b>	<b>100.0</b>
<b>FEMALES</b>										
Employed <sup>(a)</sup>	26	14.2	33	13.4	45	17.7	34	12.1	49	20.1
Unemployed	139	76.0	197	79.8	177	69.7	204	72.6	148	60.7
Home Duties	8	4.4	2	0.8	5	2.0	21	7.5	27	11.1
Student	1	0.5	1	0.4	3	1.2	4	1.4	3	1.2
Pensioner	7	3.8	5	2.0	14	5.5	10	3.6	12	4.9
Other	-	-	-	-	1	0.4	1	0.4	1	0.4
Unknown	2	1.1	9	3.6	9	3.5	7	2.5	4	1.6
<b>Total</b>	<b>183</b>	<b>100.0</b>	<b>247</b>	<b>100.0</b>	<b>254</b>	<b>100.0</b>	<b>281</b>	<b>100.0</b>	<b>244</b>	<b>100.0</b>
<b>PERSONS</b>										
Employed <sup>(a)</sup>	1,031	32.7	1,092	32.2	1,118	31.6	1,276	33.9	1,319	36.4
Unemployed	1,924	61.0	2,092	61.7	2,199	62.1	2,263	60.1	2,081	57.4
Home Duties	8	0.3	2	0.1	5	0.1	21	0.6	27	0.7
Student	33	1.0	33	1.0	38	1.1	41	1.1	44	1.2
Pensioner	127	4.0	129	3.8	124	3.5	111	2.9	110	3.0
Other	5	0.2	2	0.1	3	0.1	5	0.1	4	0.1
Unknown	25	0.8	41	1.2	53	1.5	46	1.2	39	1.1
<b>Total</b>	<b>3,153</b>	<b>100.0</b>	<b>3,391</b>	<b>100.0</b>	<b>3,540</b>	<b>100.0</b>	<b>3,763</b>	<b>100.0</b>	<b>3,624</b>	<b>100.0</b>


(a) "Employed" includes the categories employee, employer, self employed, and apprentice.

# 30 All Prisoners

by sex and marital status (on reception) at 30 June

Marital Status	30 June 2000		30 June 2001		30 June 2002		30 June 2003		30 June 2004	
	No.	%	No.	%	No.	%	No.	%	No.	%
<b>MALES</b>										
Never married/single	1,711	57.6	1,837	58.4	1,963	59.7	2,019	58.0	1,970	58.3
Married	447	15.1	461	14.7	454	13.8	488	14.0	464	13.7
Defacto	438	14.7	473	15.0	476	14.5	542	15.6	507	15.0
Separated	147	4.9	138	4.4	148	4.5	165	4.7	155	4.6
Divorced	193	6.5	198	6.3	192	5.8	208	6.0	231	6.8
Widowed	25	0.8	27	0.9	36	1.1	34	1.0	29	0.9
Unknown	9	0.3	10	0.3	17	0.5	26	0.7	24	0.7
<b>Total</b>	<b>2,970</b>	<b>100.0</b>	<b>3,144</b>	<b>100.0</b>	<b>3,286</b>	<b>100.0</b>	<b>3,482</b>	<b>100.0</b>	<b>3,380</b>	<b>100.0</b>
<b>FEMALES</b>										
Never married/single	75	41.0	121	49.0	127	50.0	116	41.3	114	46.7
Married	21	11.5	22	8.9	24	9.4	43	15.3	38	15.6
Defacto	44	24.0	55	22.3	60	23.6	72	25.6	46	18.9
Separated	15	8.2	13	5.3	13	5.1	15	5.3	15	6.1
Divorced	17	9.3	22	8.9	21	8.3	21	7.5	18	7.4
Widowed	9	4.9	10	4.0	9	3.5	10	3.6	12	4.9
Unknown	2	1.1	4	1.6	-	-	4	1.4	1	0.4
<b>Total</b>	<b>183</b>	<b>100.0</b>	<b>247</b>	<b>100.0</b>	<b>254</b>	<b>100.0</b>	<b>281</b>	<b>100.0</b>	<b>244</b>	<b>100.0</b>
<b>PERSONS</b>										
Never married/single	1,786	56.6	1,958	57.7	2,090	59.0	2,135	56.7	2,084	57.5
Married	468	14.8	483	14.2	478	13.5	531	14.1	502	13.9
Defacto	482	15.3	528	15.6	536	15.1	614	16.3	553	15.3
Separated	162	5.1	151	4.5	161	4.5	180	4.8	170	4.7
Divorced	210	6.7	220	6.5	213	6.0	229	6.1	249	6.9
Widowed	34	1.1	37	1.1	45	1.3	44	1.2	41	1.1
Unknown	11	0.3	14	0.4	17	0.5	30	0.8	25	0.7
<b>Total</b>	<b>3,153</b>	<b>100.0</b>	<b>3,391</b>	<b>100.0</b>	<b>3,540</b>	<b>100.0</b>	<b>3,763</b>	<b>100.0</b>	<b>3,624</b>	<b>100.0</b>

# Prisoner Receptions



# 31 All Prisoner Receptions

## by sex and age

Age	1999-00		2000-01		2001-02		2002-03		2003-04	
	No.	%	No.	%	No.	%	No.	%	No.	%
<b>MALES</b>										
Under 18	27	0.6	30	0.7	28	0.7	23	0.5	46	1.0
18	98	2.2	74	1.7	67	1.6	76	1.6	89	2.0
19	156	3.5	145	3.3	144	3.4	122	2.6	116	2.6
20-24	1,282	28.9	1,238	28.5	1,045	24.5	1,056	22.9	932	20.8
25-29	1,055	23.8	1,121	25.8	1,105	26.0	1,077	23.4	1,013	22.6
30-34	723	16.3	723	16.7	740	17.4	886	19.2	892	19.9
35-39	415	9.4	443	10.2	463	10.9	552	12.0	599	13.3
40-44	295	6.7	240	5.5	296	7.0	368	8.0	356	7.9
45-49	159	3.6	141	3.2	175	4.1	214	4.6	197	4.4
50-54	96	2.2	74	1.7	96	2.3	97	2.1	124	2.8
55-59	63	1.4	56	1.3	47	1.1	59	1.3	73	1.6
60-64	38	0.9	26	0.6	33	0.8	42	0.9	25	0.6
65 and over	26	0.6	29	0.7	19	0.4	37	0.8	28	0.6
<b>Total</b>	<b>4,433</b>	<b>100.0</b>	<b>4,340</b>	<b>100.0</b>	<b>4,258</b>	<b>100.0</b>	<b>4,609</b>	<b>100.0</b>	<b>4,490</b>	<b>100.0</b>
Meanage	30.3	years	30.2	years	30.9	years	31.7	years	31.9	years
<b>FEMALES</b>										
Under 18	16	3.0	3	0.6	4	0.7	1	0.2	1	0.2
18	14	2.7	14	2.6	7	1.2	9	1.5	8	1.4
19	25	4.8	24	4.5	16	2.7	14	2.4	12	2.1
20-24	148	28.1	158	29.3	169	28.7	157	26.7	110	19.1
25-29	124	23.6	123	22.8	145	24.6	138	23.5	132	22.9
30-34	85	16.2	98	18.2	112	19.0	113	19.2	125	21.7
35-39	51	9.7	50	9.3	61	10.4	72	12.2	90	15.6
40-44	31	5.9	32	5.9	42	7.1	47	8.0	41	7.1
45-49	16	3.0	23	4.3	16	2.7	19	3.2	34	5.9
50-54	8	1.5	9	1.7	5	0.8	14	2.4	13	2.3
55-59	3	0.6	3	0.6	7	1.2	1	0.2	5	0.9
60-64	4	0.8	1	0.2	1	0.2	2	0.3	3	0.5
65 and over	1	0.2	1	0.2	4	0.7	1	0.2	3	0.5
<b>Total</b>	<b>526</b>	<b>100.0</b>	<b>539</b>	<b>100.0</b>	<b>589</b>	<b>100.0</b>	<b>588</b>	<b>100.0</b>	<b>577</b>	<b>100.0</b>
Meanage	29.1	years	29.6	years	30.0	years	30.6	years	32.4	years
<b>PERSONS</b>										
Under 18	43	0.9	33	0.7	32	0.7	24	0.5	47	0.9
18	112	2.3	88	1.8	74	1.5	85	1.6	97	1.9
19	181	3.6	169	3.5	160	3.3	136	2.6	128	2.5
20-24	1,430	28.8	1,396	28.6	1,214	25.0	1,213	23.3	1,042	20.6
25-29	1,179	23.8	1,244	25.5	1,250	25.8	1,215	23.4	1,145	22.6
30-34	808	16.3	821	16.8	852	17.6	999	19.2	1,017	20.1
35-39	466	9.4	493	10.1	524	10.8	624	12.0	689	13.6
40-44	326	6.6	272	5.6	338	7.0	415	8.0	397	7.8
45-49	175	3.5	164	3.4	191	3.9	233	4.5	231	4.6
50-54	104	2.1	83	1.7	101	2.1	111	2.1	137	2.7
55-59	66	1.3	59	1.2	54	1.1	60	1.2	78	1.5
60-64	42	0.8	27	0.6	34	0.7	44	0.8	28	0.6
65 and over	27	0.5	30	0.6	23	0.5	38	0.7	31	0.6
<b>Total</b>	<b>4,959</b>	<b>100.0</b>	<b>4,879</b>	<b>100.0</b>	<b>4,847</b>	<b>100.0</b>	<b>5,197</b>	<b>100.0</b>	<b>5,067</b>	<b>100.0</b>
Meanage	30.3	years	30.1	years	30.8	years	31.6	years	32.0	years

# 32 All Prisoner Receptions

## by sex and legal status on reception

Legal Status	1999-00		2000-01		2001-02		2002-03		2003-04	
	No.	%	No.	%	No.	%	No.	%	No.	%
<b>MALES</b>										
Fines <sup>(a)</sup>	32	0.7	12	0.3	3	0.1	6	0.1	23	0.5
Sentenced	2,251	50.8	2,110	48.6	1,971	46.3	2,052	44.5	1,854	41.3
Dual Status <sup>(b)</sup>	149	3.4	138	3.2	139	3.3	130	2.8	108	2.4
<b>Total Sentenced</b>	<b>2,432</b>	<b>54.9</b>	<b>2,260</b>	<b>52.1</b>	<b>2,113</b>	<b>49.6</b>	<b>2,188</b>	<b>47.5</b>	<b>1,985</b>	<b>44.2</b>
Unsentenced	2,001	45.1	2,080	47.9	2,145	50.4	2,421	52.5	2,505	55.8
<b>Total</b>	<b>4,433</b>	<b>100.0</b>	<b>4,340</b>	<b>100.0</b>	<b>4,258</b>	<b>100.0</b>	<b>4,609</b>	<b>100.0</b>	<b>4,490</b>	<b>100.0</b>
<b>FEMALES</b>										
Fines <sup>(a)</sup>	7	1.3	4	0.7	2	0.3	2	0.3	11	1.9
Sentenced	199	37.8	242	44.9	194	32.9	222	37.8	182	31.5
Dual Status <sup>(b)</sup>	8	1.5	13	2.4	11	1.9	12	2.0	9	1.6
<b>Total Sentenced</b>	<b>214</b>	<b>40.7</b>	<b>259</b>	<b>48.1</b>	<b>207</b>	<b>35.1</b>	<b>236</b>	<b>40.1</b>	<b>202</b>	<b>35.0</b>
Unsentenced	312	59.3	280	51.9	382	64.9	352	59.9	375	65.0
<b>Total</b>	<b>526</b>	<b>100.0</b>	<b>539</b>	<b>100.0</b>	<b>589</b>	<b>100.0</b>	<b>588</b>	<b>100.0</b>	<b>577</b>	<b>100.0</b>
<b>PERSONS</b>										
Fines <sup>(a)</sup>	39	0.8	16	0.3	5	0.1	8	0.2	34	0.7
Sentenced	2,450	49.4	2,352	48.2	2,165	44.7	2,274	43.8	2,036	40.2
Dual Status <sup>(b)</sup>	157	3.2	151	3.1	150	3.1	142	2.7	117	2.3
<b>Total Sentenced</b>	<b>2,646</b>	<b>53.4</b>	<b>2,519</b>	<b>51.6</b>	<b>2,320</b>	<b>47.9</b>	<b>2,424</b>	<b>46.6</b>	<b>2,187</b>	<b>43.2</b>
Unsentenced	2,313	46.6	2,360	48.4	2,527	52.1	2,773	53.4	2,880	56.8
<b>Total</b>	<b>4,959</b>	<b>100.0</b>	<b>4,879</b>	<b>100.0</b>	<b>4,847</b>	<b>100.0</b>	<b>5,197</b>	<b>100.0</b>	<b>5,067</b>	<b>100.0</b>

(a) Fines refers to prisoners who are serving a sentence for non-payment of a fine and are subject to no other type of sentence at the same time.

(b) Dual Status refers to sentenced prisoners who also have active remand warrant(s) against them.

# 33 All Prisoner Reception

by most serious offence/charge – males

Most Serious Offence/Charge	1999-00 <sup>(a)</sup>		2000-01 <sup>(a)</sup>		2001-02		2002-03		2003-04	
	No.	%	No.	%	No.	%	No.	%	No.	%
<b>Offences Against the Person</b>										
Murder	48	1.1	49	1.1	67	1.6	57	1.2	62	1.4
Other homicide	44	1.0	75	1.7	40	0.9	51	1.1	44	1.0
Assault	227	5.1	209	4.8	245	5.8	300	6.5	290	6.5
Sex Offences	151	3.4	165	3.8	155	3.6	181	3.9	182	4.1
Other offences against the person	159	3.6	129	3.0	181	4.3	157	3.4	217	4.8
<b>Sub-Total</b>	<b>629</b>	<b>14.2</b>	<b>627</b>	<b>14.4</b>	<b>688</b>	<b>16.2</b>	<b>746</b>	<b>16.2</b>	<b>795</b>	<b>17.7</b>
<b>Robbery and Extortion</b>										
Robbery	381	8.6	375	8.6	372	8.7	335	7.3	327	7.3
Extortion	5	0.1	2	0.0	3	0.1	5	0.1	6	0.1
<b>Sub-Total</b>	<b>386</b>	<b>8.7</b>	<b>377</b>	<b>8.7</b>	<b>375</b>	<b>8.8</b>	<b>340</b>	<b>7.4</b>	<b>333</b>	<b>7.4</b>
<b>Property Offences</b>										
Unlawful entry with intent	754	17.0	799	18.4	687	16.1	819	17.8	729	16.2
Deception and related offences	140	3.2	108	2.5	77	1.8	97	2.1	116	2.6
Receiving and handling proceeds of crime	69	1.6	74	1.7	84	2.0	85	1.8	99	2.2
Theft (including motor vehicle)	658	14.8	684	15.8	822	19.3	720	15.6	606	13.5
Property damage and environmental offences	76	1.7	48	1.1	66	1.6	76	1.6	72	1.6
<b>Sub-Total</b>	<b>1,697</b>	<b>38.3</b>	<b>1,713</b>	<b>39.5</b>	<b>1,736</b>	<b>40.8</b>	<b>1,797</b>	<b>39.0</b>	<b>1,622</b>	<b>36.1</b>
<b>Offences Against Good Order</b>										
Govt security/justice procedures offences	644	14.5	652	15.0	601	14.1	656	14.2	639	14.2
Unlawful possession of weapons	12	0.3	11	0.3	14	0.3	33	0.7	16	0.4
Other offences against good order	42	0.9	44	1.0	41	1.0	39	0.8	39	0.9
<b>Sub-Total</b>	<b>698</b>	<b>15.7</b>	<b>707</b>	<b>16.3</b>	<b>656</b>	<b>15.4</b>	<b>728</b>	<b>15.8</b>	<b>694</b>	<b>15.5</b>
<b>Drug Offences</b>										
Possess and/or Use drugs	44	1.0	33	0.8	46	1.1	51	1.1	44	1.0
Deal/traffic (including import/export)	450	10.2	409	9.4	342	8.0	432	9.4	393	8.8
Manufacture/cultivate (incl. other illicit drug offences)	26	0.6	30	0.7	14	0.3	20	0.4	42	0.9
<b>Sub-Total</b>	<b>520</b>	<b>11.7</b>	<b>472</b>	<b>10.9</b>	<b>402</b>	<b>9.4</b>	<b>503</b>	<b>10.9</b>	<b>479</b>	<b>10.7</b>
<b>Motor Vehicle, Traffic and Related Offences</b>										
Driving offences	56	1.3	59	1.4	69	1.6	101	2.2	88	2.0
Licence/registration offences	203	4.6	161	3.7	165	3.9	198	4.3	257	5.7
Other traffic offences	12	0.3	4	0.1	3	0.1	2	0.0	1	0.0
<b>Sub-Total</b>	<b>271</b>	<b>6.1</b>	<b>224</b>	<b>5.2</b>	<b>237</b>	<b>5.6</b>	<b>301</b>	<b>6.5</b>	<b>346</b>	<b>7.7</b>
<b>Other Offences</b>										
Other offences/Unknown	232	5.2	220	5.1	164	3.9	194	4.2	221	4.9
<b>Total - All Offences</b>	<b>4,433</b>	<b>100.0</b>	<b>4,340</b>	<b>100.0</b>	<b>4,258</b>	<b>100.0</b>	<b>4,609</b>	<b>100.0</b>	<b>4,490</b>	<b>100.0</b>

(a) Data for 1999-00 and 2000-01 has been revised.

# 34 All Prisoner Receptions

by most serious offence/charge – females

Most Serious Offence/Charge	1999-00 <sup>(a)</sup>		2000-01 <sup>(a)</sup>		2001-02		2002-03		2003-04	
	No.	%	No.	%	No.	%	No.	%	No.	%
<b>Offences Against the Person</b>										
Murder	6	1.1	13	2.4	13	2.2	4	0.7	14	2.4
Other homicide	4	0.8	8	1.5	11	1.9	8	1.4	7	1.2
Assault	13	2.5	15	2.8	24	4.1	21	3.6	14	2.4
Sex Offences	2	0.4	3	0.6	2	0.3	1	0.2	1	0.2
Other offences against the person	14	2.7	15	2.8	11	1.9	9	1.5	13	2.3
<b>Sub-Total</b>	<b>39</b>	<b>7.4</b>	<b>54</b>	<b>10.0</b>	<b>61</b>	<b>10.4</b>	<b>43</b>	<b>7.3</b>	<b>49</b>	<b>8.5</b>
<b>Robbery and Extortion</b>										
Robbery	73	13.9	72	13.4	76	12.9	67	11.4	52	9.0
Extortion	1	0.2	1	0.2	-	-	-	-	-	-
<b>Sub-Total</b>	<b>74</b>	<b>14.1</b>	<b>73</b>	<b>13.5</b>	<b>76</b>	<b>12.9</b>	<b>67</b>	<b>11.4</b>	<b>52</b>	<b>9.0</b>
<b>Property Offences</b>										
Unlawful entry with intent	78	14.8	64	11.9	94	16.0	89	15.1	70	12.1
Deception and related offences	23	4.4	22	4.1	20	3.4	33	5.6	18	3.1
Receiving and handling proceeds of crime	5	1.0	11	2.0	21	3.6	14	2.4	22	3.8
Theft (including motor vehicle)	117	22.2	117	21.7	136	23.1	126	21.4	144	25.0
Property damage and environmental offences	3	0.6	6	1.1	10	1.7	7	1.2	12	2.1
<b>Sub-Total</b>	<b>226</b>	<b>43.0</b>	<b>220</b>	<b>40.8</b>	<b>281</b>	<b>47.7</b>	<b>269</b>	<b>45.7</b>	<b>266</b>	<b>46.1</b>
<b>Offences Against Good Order</b>										
Govt security/justice procedures offences	54	10.3	82	15.2	72	12.2	87	14.8	73	12.7
Unlawful possession of weapons	-	-	-	-	-	-	2	0.3	-	-
Other offences against good order	10	1.9	3	0.6	5	0.8	8	1.4	7	1.2
<b>Sub-Total</b>	<b>64</b>	<b>12.2</b>	<b>85</b>	<b>15.8</b>	<b>77</b>	<b>13.1</b>	<b>97</b>	<b>16.5</b>	<b>80</b>	<b>13.9</b>
<b>Drug Offences</b>										
Possess and/or Use drugs	7	1.3	6	1.1	11	1.9	6	1.0	7	1.2
Deal/traffic (including import/export)	76	14.4	65	12.1	59	10.0	68	11.6	70	12.1
Manufacture/cultivate (incl. other illicit drug offences)	2	0.4	2	0.4	-	-	1	0.2	1	0.2
<b>Sub-Total</b>	<b>85</b>	<b>16.2</b>	<b>73</b>	<b>13.5</b>	<b>70</b>	<b>11.9</b>	<b>75</b>	<b>12.8</b>	<b>78</b>	<b>13.5</b>
<b>Motor Vehicle, Traffic and Related Offences</b>										
Driving offences	2	0.4	-	-	1	0.2	7	1.2	2	0.3
Licence/registration offences	10	1.9	11	2.0	1	0.2	5	0.9	15	2.6
Other traffic offences	2	0.4	-	-	1	0.2	-	-	-	-
<b>Sub-Total</b>	<b>14</b>	<b>2.7</b>	<b>11</b>	<b>2.0</b>	<b>3</b>	<b>0.5</b>	<b>12</b>	<b>2.0</b>	<b>17</b>	<b>2.9</b>
<b>Other Offences</b>										
Other offences/Unknown	24	4.6	23	4.3	21	3.6	25	4.3	35	6.1
<b>Total - All Offences</b>	<b>526</b>	<b>100.0</b>	<b>539</b>	<b>100.0</b>	<b>589</b>	<b>100.0</b>	<b>588</b>	<b>100.0</b>	<b>577</b>	<b>100.0</b>

(a) Data for 1999-00 and 2000-01 has been revised.

# 35 All Prisoner Reception

by most serious offence/charge

Most Serious Offence/Charge	1999-00 <sup>(a)</sup>		2000-01 <sup>(a)</sup>		2001-02		2002-03		2003-04	
	No.	%	No.	%	No.	%	No.	%	No.	%
<b>Offences Against the Person</b>										
Murder	54	1.1	62	1.3	80	1.7	61	1.2	76	1.5
Other homicide	48	1.0	83	1.7	51	1.1	59	1.1	51	1.0
Assault	240	4.8	224	4.6	269	5.5	321	6.2	304	6.0
Sex Offences	153	3.1	168	3.4	157	3.2	182	3.5	183	3.6
Other offences against the person	173	3.5	144	3.0	192	4.0	166	3.2	230	4.5
<b>Sub-Total</b>	<b>668</b>	<b>13.5</b>	<b>681</b>	<b>14.0</b>	<b>749</b>	<b>15.5</b>	<b>789</b>	<b>15.2</b>	<b>844</b>	<b>16.7</b>
<b>Robbery and Extortion</b>										
Robbery	454	9.2	447	9.2	448	9.2	402	7.7	379	7.5
Extortion	6	0.1	3	0.1	3	0.1	5	0.1	6	0.1
<b>Sub-Total</b>	<b>460</b>	<b>9.3</b>	<b>450</b>	<b>9.2</b>	<b>451</b>	<b>9.3</b>	<b>407</b>	<b>7.8</b>	<b>385</b>	<b>7.6</b>
<b>Property Offences</b>										
Unlawful entry with intent	832	16.8	863	17.7	781	16.1	908	17.5	799	15.8
Deception and related offences	163	3.3	130	2.7	97	2.0	130	2.5	134	2.6
Receiving and handling proceeds of crime	74	1.5	85	1.7	105	2.2	99	1.9	121	2.4
Theft (including motor vehicle)	775	15.6	801	16.4	958	19.8	846	16.3	750	14.8
Property damage and environmental offences	79	1.6	54	1.1	76	1.6	83	1.6	84	1.7
<b>Sub-Total</b>	<b>1,923</b>	<b>38.8</b>	<b>1,933</b>	<b>39.6</b>	<b>2,017</b>	<b>41.6</b>	<b>2,066</b>	<b>39.8</b>	<b>1,888</b>	<b>37.3</b>
<b>Offences Against Good Order</b>										
Govt security/justice procedures offences	698	14.1	734	15.0	673	13.9	743	14.3	712	14.1
Unlawful possession of weapons	12	0.2	11	0.2	14	0.3	35	0.7	16	0.3
Other offences against good order	52	1.0	47	1.0	46	0.9	47	0.9	46	0.9
<b>Sub-Total</b>	<b>762</b>	<b>15.4</b>	<b>792</b>	<b>16.2</b>	<b>733</b>	<b>15.1</b>	<b>825</b>	<b>15.9</b>	<b>774</b>	<b>15.3</b>
<b>Drug Offences</b>										
Possess and/or Use drugs	51	1.0	39	0.8	57	1.2	57	1.1	51	1.0
Deal/traffic (including import/export)	526	10.6	474	9.7	401	8.3	500	9.6	463	9.1
Manufacture/cultivate (incl. other illicit drug offences)	28	0.6	32	0.7	14	0.3	21	0.4	43	0.8
<b>Sub-Total</b>	<b>605</b>	<b>12.2</b>	<b>545</b>	<b>11.2</b>	<b>472</b>	<b>9.7</b>	<b>578</b>	<b>11.1</b>	<b>557</b>	<b>11.0</b>
<b>Motor Vehicle, Traffic and Related Offences</b>										
Driving offences	58	1.2	59	1.2	70	1.4	108	2.1	90	1.8
Licence/registration offences	213	4.3	172	3.5	166	3.4	203	3.9	272	5.4
Other traffic offences	14	0.3	4	0.1	4	0.1	2	0.0	1	0.0
<b>Sub-Total</b>	<b>285</b>	<b>5.7</b>	<b>235</b>	<b>4.8</b>	<b>240</b>	<b>5.0</b>	<b>313</b>	<b>6.0</b>	<b>363</b>	<b>7.2</b>
<b>Other Offences</b>										
Other offences/Unknown	256	5.2	243	5.0	185	3.8	219	4.2	256	5.1
<b>Total - All Offences</b>	<b>4,959</b>	<b>100.0</b>	<b>4,879</b>	<b>100.0</b>	<b>4,847</b>	<b>100.0</b>	<b>5,197</b>	<b>100.0</b>	<b>5,067</b>	<b>100.0</b>

(a) Data for 1999-00 and 2000-01 has been revised.

# 36 Sentenced Prisoner Receptions

by sex and expected time to serve

Expected time to serve <sup>(a)</sup>	1999-00			2000-01			2001-02			2002-03			2003-04		
	No.	%	Cumulative %	No.	%	Cumulative %	No.	%	Cumulative %	No.	%	Cumulative %	No.	%	Cumulative %
<b>MALES</b>															
Under 1 month	300	8.1	8.1	207	5.8	5.8	233	6.9	6.9	399	11.0	11.0	382	11.0	11.0
1 and under 3 months	807	21.7	29.7	738	20.5	26.3	330	9.7	16.6	348	9.6	20.7	354	10.2	21.3
3 and under 6 months	1,071	28.7	58.5	1,152	32.0	58.3	847	24.9	41.5	835	23.1	43.8	763	22.1	43.3
6 and under 12 months	829	22.2	80.7	848	23.6	81.9	1,280	37.6	79.1	1,278	35.4	79.1	1,216	35.1	78.5
1 and under 2 years	434	11.6	92.4	389	10.8	92.7	430	12.6	91.8	449	12.4	91.6	432	12.5	91.0
2 and under 5 years	202	5.4	97.8	228	6.3	99.1	190	5.6	97.4	205	5.7	97.2	213	6.2	97.1
5 and under 10 years	29	0.8	98.6	26	0.7	99.8	57	1.7	99.0	71	2.0	99.2	70	2.0	99.1
10 years and over	15	0.4	99.0	6	0.2	99.9	33	1.0	100.0	26	0.7	99.9	30	0.9	100.0
Indeterminate															
Life (b)	-	-	99.0	2	0.1	100.0	-	-	100.0	1	0.0	99.9	-	-	100.0
Other (c)	-	-	99.0	-	-	100.0	-	-	100.0	2	0.1	100.0	-	-	100.0
Not recorded	39	1.0	100.0	-	-	100.0	-	-	100.0	-	-	100.0	-	-	100.0
<b>Total</b>	<b>3,726</b>	<b>100</b>		<b>3,596</b>	<b>100</b>		<b>3,400</b>	<b>100</b>		<b>3,614</b>	<b>100</b>		<b>3,460</b>	<b>100</b>	
<b>FEMALES</b>															
Under 1 month	36	9.9	9.9	41	10.1	10.1	46	12.0	12.0	63	15.4	15.4	79	21.2	21.2
1 and under 3 months	100	27.4	37.3	105	26.0	36.1	51	13.4	25.4	37	9.1	24.5	39	10.5	31.6
3 and under 6 months	110	30.1	67.4	119	29.5	65.6	93	24.3	49.7	107	26.2	50.7	86	23.1	54.7
6 and under 12 months	70	19.2	86.6	99	24.5	90.1	135	35.3	85.1	139	34.1	84.8	102	27.3	82.0
1 and under 2 years	34	9.3	95.9	25	6.2	96.3	32	8.4	93.5	37	9.1	93.9	41	11.0	93.0
2 and under 5 years	8	2.2	98.1	14	3.5	99.8	17	4.5	97.9	15	3.7	97.5	16	4.3	97.3
5 and under 10 years	2	0.5	98.6	1	0.2	100.0	3	0.8	98.7	6	1.5	99.0	3	0.8	98.1
10 years and over	1	0.3	98.9	-	-	100.0	5	1.3	100.0	4	1.0	100.0	7	1.9	100.0
Indeterminate															
Life (b)	-	-	98.9	-	-	100.0	-	-	100.0	-	-	100.0	-	-	100.0
Other (c)	-	-	98.9	-	-	100.0	-	-	100.0	-	-	100.0	-	-	100.0
Not recorded	4	1.1	100.0	-	-	100.0	-	-	100.0	-	-	100.0	-	-	100.0
<b>Total</b>	<b>365</b>	<b>100</b>		<b>404</b>	<b>100</b>		<b>382</b>	<b>100</b>		<b>408</b>	<b>100</b>		<b>373</b>	<b>100</b>	
<b>PERSONS</b>															
Under 1 month	336	8.2	8.2	248	6.2	6.2	279	7.4	7.4	462	11.5	11.5	461	12.0	12.0
1 and under 3 months	907	22.2	30.4	843	21.1	27.3	381	10.1	17.5	385	9.6	21.1	393	10.3	22.3
3 and under 6 months	1,181	28.9	59.3	1,271	31.8	59.1	940	24.9	42.3	942	23.4	44.5	849	22.1	44.4
6 and under 12 months	899	22.0	81.2	947	23.7	82.7	1,415	37.4	79.7	1,417	35.2	79.7	1,318	34.4	78.8
1 and under 2 years	468	11.4	92.7	414	10.4	93.1	462	12.2	91.9	486	12.1	91.8	473	12.3	91.2
2 and under 5 years	210	5.1	97.8	242	6.1	99.1	207	5.5	97.4	220	5.5	97.3	229	6.0	97.1
5 and under 10 years	31	0.8	98.6	27	0.7	99.8	60	1.6	99.0	77	1.9	99.2	73	1.9	99.0
10 years and over	16	0.4	98.9	6	0.2	100.0	38	1.0	100.0	30	0.7	99.9	37	1.0	100.0
Indeterminate															
Life (b)	-	-	98.9	2	0.1	100.0	-	-	100.0	1	0.0	100.0	-	-	100.0
Other (c)	-	-	98.9	-	-	100.0	-	-	100.0	2	0.0	100.0	-	-	100.0
Not recorded	43	1.1	100.0	-	-	100.0	-	-	100.0	-	-	100.0	-	-	100.0
<b>Total</b>	<b>4,091</b>	<b>100</b>		<b>4,000</b>	<b>100</b>		<b>3,782</b>	<b>100</b>		<b>4,022</b>	<b>100</b>		<b>3,833</b>	<b>100</b>	

(a) Expected Time to Serve is based on the minimum term or non-parole period where one has been imposed or the fixed term sentence.

(b) Life includes prisoners serving sentences of Natural Life where a minimum term has not been specified by the court.

(c) Other includes Governor's Pleasure and Indefinite sentences.

# 37 All Prisoner Receptions

by sex and country of birth

Country of Birth	1999-00		2000-01		2001-02		2002-03		2003-04	
	No.	%	No.	%	No.	%	No.	%	No.	%
MALES										
Australia	3,436	77.5	3,343	77.0	3,379	79.4	3,586	77.8	3,494	77.8
New Zealand	88	2.0	95	2.2	94	2.2	98	2.1	93	2.1
PNG	2	0.0	4	0.1	7	0.2	3	0.1	2	0.0
Fiji	18	0.4	6	0.1	8	0.2	9	0.2	5	0.1
Vietnam	224	5.1	254	5.9	200	4.7	231	5.0	242	5.4
Other Indochina	50	1.1	22	0.5	24	0.6	20	0.4	21	0.5
Other Asian	70	1.6	93	2.1	82	1.9	126	2.7	131	2.9
UK & Ireland	132	3.0	123	2.8	102	2.4	106	2.3	86	1.9
Greece	37	0.8	42	1.0	31	0.7	30	0.7	26	0.6
Italy	37	0.8	30	0.7	28	0.7	45	1.0	27	0.6
Yugoslavia	57	1.3	51	1.2	47	1.1	51	1.1	49	1.1
Croatia	-	-	2	0.0	9	0.2	7	0.2	5	0.1
Other Europe	45	1.0	54	1.2	48	1.1	41	0.9	34	0.8
Eastern Europe	51	1.2	44	1.0	36	0.8	58	1.3	51	1.1
USA	3	0.1	7	0.2	7	0.2	3	0.1	7	0.2
Canada	3	0.1	1	0.0	3	0.1	1	0.0	1	0.0
Other America	8	0.2	6	0.1	11	0.3	16	0.3	10	0.2
Africa	18	0.4	35	0.8	18	0.4	26	0.6	28	0.6
Lebanon	25	0.6	44	1.0	26	0.6	29	0.6	27	0.6
Turkey	49	1.1	31	0.7	32	0.8	36	0.8	32	0.7
Other Middle East	21	0.5	5	0.1	14	0.3	15	0.3	23	0.5
Unknown	59	1.3	47	1.1	52	1.2	72	1.6	96	2.1
<b>Total</b>	<b>4,433</b>	<b>100.0</b>	<b>4,339</b>	<b>100.0</b>	<b>4,258</b>	<b>100.0</b>	<b>4,609</b>	<b>100.0</b>	<b>4,490</b>	<b>100.0</b>
FEMALES										
Australia	426	81.0	451	83.7	508	86.2	489	83.2	468	81.1
New Zealand	16	3.0	14	2.6	16	2.7	9	1.5	4	0.7
PNG	-	-	1	0.2	-	-	-	-	-	-
Fiji	-	-	-	-	-	-	-	-	1	0.2
Vietnam	30	5.7	23	4.3	15	2.5	30	5.1	34	5.9
Other Indochina	4	0.8	3	0.6	3	0.5	5	0.9	4	0.7
Other Asian	7	1.3	7	1.3	10	1.7	10	1.7	12	2.1
UK & Ireland	17	3.2	20	3.7	15	2.5	19	3.2	26	4.5
Greece	-	-	-	-	-	-	2	0.3	3	0.5
Italy	3	0.6	1	0.2	1	0.2	3	0.5	1	0.2
Yugoslavia	5	1.0	5	0.9	5	0.8	4	0.7	5	0.9
Croatia	-	-	-	-	2	0.3	-	-	-	-
Other Europe	3	0.6	2	0.4	2	0.3	3	0.5	3	0.5
Eastern Europe	6	1.1	7	1.3	1	0.2	3	0.5	3	0.5
USA	-	-	-	-	-	-	1	0.2	1	0.2
Canada	2	0.4	1	0.2	1	0.2	1	0.2	-	-
Other America	3	0.6	-	-	-	-	-	-	1	0.2
Africa	2	0.4	1	0.2	1	0.2	4	0.7	5	0.9
Lebanon	1	0.2	-	-	-	-	2	0.3	-	-
Turkey	1	0.2	2	0.4	2	0.3	-	-	4	0.7
Other Middle East	-	-	-	-	1	0.2	1	0.2	-	-
Unknown	-	-	1	0.2	6	1.0	2	0.3	2	0.3
<b>Total</b>	<b>526</b>	<b>100.0</b>	<b>539</b>	<b>100.0</b>	<b>589</b>	<b>100.0</b>	<b>588</b>	<b>100.0</b>	<b>577</b>	<b>100.0</b>
PERSONS										
Australia	3,862	77.9	3,794	77.8	3,887	80.4	4,075	78.4	3,962	78.2
New Zealand	104	2.1	109	2.2	110	2.3	107	2.1	97	1.9
PNG	2	0.0	5	0.1	7	0.1	3	0.1	2	0.0
Fiji	18	0.4	6	0.1	8	0.2	9	0.2	6	0.1
Vietnam	254	5.1	277	5.7	215	4.4	261	5.0	276	5.4
Other Indochina	54	1.1	25	0.5	27	0.6	25	0.5	25	0.5
Other Asian	77	1.6	100	2.1	92	1.9	136	2.6	143	2.8
UK & Ireland	149	3.0	143	2.9	117	2.4	125	2.4	112	2.2
Greece	37	0.7	42	0.9	31	0.6	32	0.6	29	0.6
Italy	40	0.8	31	0.6	29	0.6	48	0.9	28	0.6
Yugoslavia	62	1.3	56	1.1	52	1.1	55	1.1	54	1.1
Croatia	-	-	2	0.0	-	-	7	0.1	5	0.1
Other Europe	48	1.0	56	1.1	50	1.0	44	0.8	37	0.7
Eastern Europe	57	1.1	51	1.0	37	0.8	61	1.2	54	1.1
USA	3	0.1	7	0.1	7	0.1	4	0.1	8	0.2
Canada	5	0.1	2	0.0	4	0.1	2	0.0	1	0.0
Other America	11	0.2	6	0.1	11	0.2	16	0.3	11	0.2
Africa	20	0.4	36	0.7	19	0.4	30	0.6	33	0.7
Lebanon	26	0.5	44	0.9	26	0.5	31	0.6	27	0.5
Turkey	50	1.0	33	0.7	34	0.7	36	0.7	36	0.7
Other Middle East	21	0.4	5	0.1	15	0.3	16	0.3	23	0.5
Unknown	59	1.2	48	1.0	58	1.2	74	1.4	98	1.9
<b>Total</b>	<b>4,959</b>	<b>100.0</b>	<b>4,878</b>	<b>100.0</b>	<b>4,836</b>	<b>100.0</b>	<b>5,197</b>	<b>100.0</b>	<b>5,067</b>	<b>100.0</b>

# 38 All Prisoner Receptions


prisoners born in countries where the first language is other than English<sup>(a)</sup>

	1999-00		2000-01		2001-02		2002-03		2003-04	
	No.	%	No.	%	No.	%	No.	%	No.	%
Males	712	16.1	723	16.7	621	14.6	743	16.1	713	15.9
Females	65	12.4	52	9.6	43	7.3	67	11.4	76	13.2
<b>Total</b>	<b>777</b>	<b>15.7</b>	<b>775</b>	<b>15.9</b>	<b>664</b>	<b>13.7</b>	<b>810</b>	<b>15.6</b>	<b>789</b>	<b>15.6</b>

(a) Includes prisoners born in countries other than Australia, New Zealand, UK and Ireland, USA and Canada. 'Unknowns' are also excluded.

# Indigenous Prisoners

## Census and Reception Data



# 39 All Prisoners

by sex and indigenous status at 30 June

Indigenous Status	30 June 2000		30 June 2001		30 June 2002		30 June 2003		30 June 2004	
	No.	%	No.	%	No.	%	No.	%	No.	%
MALES										
Indigenous	123	4.1	134	4.3	145	4.4	161	4.6	176	5.2
Non-indigenous	2,847	95.9	3,010	95.7	3,141	95.6	3,321	95.4	3,204	94.8
<b>Total</b>	<b>2,970</b>	<b>100.0</b>	<b>3,144</b>	<b>100.0</b>	<b>3,286</b>	<b>100.0</b>	<b>3,482</b>	<b>100.0</b>	<b>3,380</b>	<b>100.0</b>
FEMALES										
Indigenous	14	7.7	16	6.5	15	5.9	13	4.6	10	4.1
Non-indigenous	169	92.3	231	93.5	239	94.1	268	95.4	234	95.9
<b>Total</b>	<b>183</b>	<b>100.0</b>	<b>247</b>	<b>100.0</b>	<b>254</b>	<b>100.0</b>	<b>281</b>	<b>100.0</b>	<b>244</b>	<b>100.0</b>
PERSONS										
Indigenous	137	4.3	150	4.4	160	4.5	174	4.6	186	5.1
Non-indigenous	3,016	95.7	3,241	95.6	3,380	95.5	3,589	95.4	3,438	94.9
<b>Total</b>	<b>3,153</b>	<b>100.0</b>	<b>3,391</b>	<b>100.0</b>	<b>3,540</b>	<b>100.0</b>	<b>3,763</b>	<b>100.0</b>	<b>3,624</b>	<b>100.0</b>

# 40 All Indigenous Prisoners

by sex and age at 30 June

Age	30 June 2000		30 June 2001		30 June 2002		30 June 2003		30 June 2004	
	No.	%	No.	%	No.	%	No.	%	No.	%
<b>MALES</b>										
Under 18	-	-	-	-	-	-	1	0.6	-	-
18	1	0.8	3	2.2	1	0.7	2	1.2	3	1.7
19	4	3.3	2	1.5	5	3.4	4	2.5	8	4.5
20-24	29	23.6	30	22.4	35	24.1	37	23.0	43	24.4
25-29	34	27.6	32	23.9	31	21.4	38	23.6	36	20.5
30-34	35	28.5	36	26.9	33	22.8	36	22.4	44	25.0
35-39	15	12.2	21	15.7	22	15.2	18	11.2	18	10.2
40-44	3	2.4	6	4.5	12	8.3	15	9.3	15	8.5
45-49	2	1.6	1	0.7	3	2.1	8	5.0	5	2.8
50-54	-	-	2	1.5	3	2.1	1	0.6	2	1.1
55-59	-	-	-	-	-	-	1	0.6	2	1.1
60-64	-	-	1	0.7	-	-	-	-	-	-
65 and over	-	-	-	-	-	-	-	-	-	-
<b>Total</b>	<b>123</b>	<b>100.0</b>	<b>134</b>	<b>100.0</b>	<b>145</b>	<b>100.0</b>	<b>161</b>	<b>100.0</b>	<b>176</b>	<b>100.0</b>
Meanage	29.1	years	30.4	years	30.8	years	30.7	years	30.3	years
Medianage	29.2	years	30.0	years	30.1	years	29.6	years	29.7	years
<b>FEMALES</b>										
Under 18	-	-	-	-	-	-	-	-	-	-
18	-	-	-	-	-	-	-	-	-	-
19	1	0.8	1	0.7	-	-	-	-	-	-
20-24	5	4.1	6	4.5	5	3.4	3	1.9	4	2.3
25-29	5	4.1	3	2.2	2	1.4	5	3.1	3	1.7
30-34	2	1.6	1	0.7	4	2.8	2	1.2	1	0.6
35-39	1	0.8	3	2.2	2	1.4	1	0.6	1	0.6
40-44	-	-	1	0.7	1	0.7	2	1.2	1	0.6
45-49	-	-	1	0.7	1	0.7	-	-	-	-
50-54	-	-	-	-	-	-	-	-	-	-
55-59	-	-	-	-	-	-	-	-	-	-
60-64	-	-	-	-	-	-	-	-	-	-
65 and over	-	-	-	-	-	-	-	-	-	-
<b>Total</b>	<b>14</b>	<b>100.0</b>	<b>16</b>	<b>100.0</b>	<b>15</b>	<b>100.0</b>	<b>13</b>	<b>100.0</b>	<b>10</b>	<b>100.0</b>
Meanage	26.7	years	29.5	years	30.9	years	30.5	years	28.6	years
Medianage	26.3	years	27.6	years	30.0	years	29.6	years	26.1	years
<b>PERSONS</b>										
Under 18	-	-	-	-	-	-	1	0.6	-	-
18	1	0.8	3	2.2	1	0.7	2	1.2	3	1.7
19	5	4.1	3	2.2	5	3.4	4	2.5	8	4.5
20-24	34	27.6	36	26.9	40	27.6	40	24.8	47	26.7
25-29	39	31.7	35	26.1	33	22.8	43	26.7	39	22.2
30-34	37	30.1	37	27.6	37	25.5	38	23.6	45	25.6
35-39	16	13.0	24	17.9	24	16.6	19	11.8	19	10.8
40-44	3	2.4	7	5.2	13	9.0	17	10.6	16	9.1
45-49	2	1.6	2	1.5	4	2.8	8	5.0	5	2.8
50-54	-	-	2	1.5	3	2.1	1	0.6	2	1.1
55-59	-	-	-	-	-	-	1	0.6	2	1.1
60-64	-	-	1	0.7	-	-	-	-	-	-
65 and over	-	-	-	-	-	-	-	-	-	-
<b>Total</b>	<b>137</b>	<b>100.0</b>	<b>150</b>	<b>100.0</b>	<b>160</b>	<b>100.0</b>	<b>174</b>	<b>100.0</b>	<b>186</b>	<b>100.0</b>
Meanage	29.4	years	28.8	years	30.3	years	30.8	years	30.2	years
Medianage	28.2	years	28.6	years	29.9	years	30.0	years	29.4	years

# 41 All Indigenous Prisoners

by sex, age and imprisonment rate at 30 June

Age	30 June 2000		30 June 2001		30 June 2002		30 June 2003		30 June 2004	
	No.	Rate	No.	Rate	No.	Rate	No.	Rate	No.	Rate
<b>MALES</b>										
Under 18	-	418.4	-	-	-	-	1	369.0	-	-
18	1	1,801.8	3	1,136.4	1	403.2	2	735.3	3	914.6
19	4	2,832.0	2	833.3	5	1,886.8	4	1,600.0	8	2,589.0
20-24	29	3,222.7	30	2,816.9	35	3,170.3	37	3,197.9	43	3,285.0
25-29	34	3,783.8	32	3,115.9	31	2,975.0	38	3,615.6	36	3,228.7
30-34	35	1,868.0	36	3,703.7	33	3,313.3	36	3,550.3	44	3,802.9
35-39	15	458.0	21	2,654.9	22	2,712.7	18	2,148.0	18	1,939.7
40-44	3	398.4	6	887.6	12	1,772.5	15	2,186.6	15	1,845.0
45-49	2	-	1	199.2	3	583.7	8	1,495.3	5	718.4
50-54	-	-	2	481.9	3	733.5	1	246.3	2	330.6
55-59	-	-	-	-	-	-	1	316.5	2	489.0
60-64	-	-	1	518.1	-	-	-	-	-	-
65 and over	-	-	-	-	-	-	-	-	-	-
<b>Total</b>	<b>123</b>	<b>1,801.9</b>	<b>134</b>	<b>1,923.4</b>	<b>145</b>	<b>2,031.1</b>	<b>161</b>	<b>2,206.1</b>	<b>176</b>	<b>2,058.2</b>
<b>FEMALES</b>										
Under 18	-	-	-	-	-	-	-	-	-	-
18	-	-	-	-	-	-	-	-	-	-
19	1	471.7	1	463.0	-	-	-	-	-	-
20-24	5	623.7	6	620.5	5	506.6	3	292.4	4	318.2
25-29	5	507.1	3	314.1	2	216.5	5	558.7	3	269.1
30-34	2	199.2	1	97.5	4	382.4	2	189.9	1	84.1
35-39	1	109.2	3	319.1	2	207.9	1	99.9	1	95.3
40-44	-	-	1	130.9	1	129.2	2	255.4	1	108.1
45-49	-	-	1	183.5	1	173.0	-	-	-	-
50-54	-	-	-	-	-	-	-	-	-	-
55-59	-	-	-	-	-	-	-	-	-	-
60-64	-	-	-	-	-	-	-	-	-	-
65 and over	-	-	-	-	-	-	-	-	-	-
<b>Total</b>	<b>14</b>	<b>212.3</b>	<b>16</b>	<b>222.8</b>	<b>15</b>	<b>206.0</b>	<b>13</b>	<b>175.4</b>	<b>10</b>	<b>113.0</b>
<b>PERSONS</b>										
Under 18	-	-	-	-	-	-	1	188.3	-	-
18	1	218.8	3	590.6	1	203.3	2	396.0	3	463.7
19	5	1,152.1	3	657.9	5	988.1	4	814.7	8	1,351.4
20-24	34	1,762.3	36	1,771.7	40	1,913.0	40	1,832.3	47	1,831.6
25-29	39	1,910.8	35	1,765.9	33	1,678.5	43	2,209.7	39	1,748.9
30-34	37	1,918.1	37	1,851.9	37	1,811.9	38	1,838.4	45	1,918.2
35-39	16	930.8	24	1,386.5	24	1,353.6	19	1,033.2	19	961.1
40-44	3	214.3	7	486.1	13	895.9	17	1,157.2	16	920.6
45-49	2	196.7	2	191.0	4	366.3	8	698.1	5	357.9
50-54	-	-	2	244.5	3	367.2	1	123.5	2	169.5
55-59	-	-	-	-	-	-	1	169.2	2	253.5
60-64	-	-	1	253.8	-	-	-	-	-	-
65 and over	-	-	-	-	-	-	-	-	-	-
<b>Total</b>	<b>137</b>	<b>999.3</b>	<b>150</b>	<b>1,060.3</b>	<b>160</b>	<b>1,109.6</b>	<b>174</b>	<b>1,183.0</b>	<b>186</b>	<b>1,068.8</b>

Rate per 100,000 adult indigenous population.

# 42 Indigenous Imprisonment Rates

Victoria and Australia at 30 June

	30 June 2000		30 June 2001		30 June 2002		30 June 2003		30 June 2004	
	Vic	Aust	Vic	Aust	Vic	Aust	Vic	Aust	Vic	Aust
Males	1,801.9	3,277.4	1,923.4	3,478.7	2,031.1	3,441.4	2,206.1	3,600.5	2,058.2	3,511.3
Females	212.3	240.7	222.8	293.7	206.0	284.8	175.4	295.1	113.0	300.9
<b>Total</b>	<b>993.3</b>	<b>1,700.8</b>	<b>1,060.3</b>	<b>1,828.5</b>	<b>1,109.6</b>	<b>1,806.3</b>	<b>1,183.0</b>	<b>1,888.3</b>	<b>1,068.8</b>	<b>1,851.9</b>

Rate per 100,000 adult indigenous population.

# 43 All Indigenous Prisoners

by sex and known prior adult imprisonment at 30 June

Known Prior Adult Imprisonment	30 June 2000 <sup>a</sup>		30 June 2001 <sup>a</sup>		30 June 2002 <sup>a</sup>		30 June 2003 <sup>b</sup>		30 June 2004 <sup>b</sup>	
	No.	%	No.	%	No.	%	No.	%	No.	%
MALES										
Yes	97	78.9	104	77.6	122	84.1	117	72.7	128	72.7
No	26	21.1	30	22.4	23	15.9	44	27.3	48	27.3
<b>Total</b>	<b>123</b>	<b>100.0</b>	<b>134</b>	<b>100.0</b>	<b>145</b>	<b>100.0</b>	<b>161</b>	<b>100.0</b>	<b>176</b>	<b>100.0</b>
FEMALES										
Yes	10	66.7	9	56.3	10	66.7	5	38.5	3	30.0
No	5	33.3	7	43.8	5	33.3	8	61.5	7	70.0
<b>Total</b>	<b>15</b>	<b>100.0</b>	<b>16</b>	<b>100.0</b>	<b>15</b>	<b>100.0</b>	<b>13</b>	<b>100.0</b>	<b>10</b>	<b>100.0</b>
Yes	107	77.5	113	75.3	132	82.5	122	70.1	131	70.4
No	31	22.5	37	24.7	28	17.5	52	29.9	55	29.6
<b>Total</b>	<b>138</b>	<b>100.0</b>	<b>150</b>	<b>100.0</b>	<b>160</b>	<b>100.0</b>	<b>174</b>	<b>100.0</b>	<b>186</b>	<b>100.0</b>

(a) Includes episodes on remand as well as under sentence.

(b) Only includes episodes held under sentence.

# 44 All Indigenous Prisoners

## by sex and legal status at 30 June

Legal Status	30 June 2000		30 June 2001		30 June 2002		30 June 2003		30 June 2004	
	No.	%	No.	%	No.	%	No.	%	No.	%
Fines <sup>(a)</sup>	-	-	-	-	-	-	-	-	-	-
Sentenced	90	73.2	104	77.6	111	76.6	116	72.0	130	73.9
Dual Status <sup>(b)</sup>	6	4.9	4	3.0	13	9.0	13	8.1	10	5.7
<b>Total Sentenced</b>	<b>96</b>	<b>78.0</b>	<b>108</b>	<b>80.6</b>	<b>124</b>	<b>85.5</b>	<b>129</b>	<b>80.1</b>	<b>140</b>	<b>79.5</b>
Unsentenced	27	22.0	26	19.4	21	14.5	32	19.9	36	20.5
<b>Total</b>	<b>123</b>	<b>100.0</b>	<b>134</b>	<b>100.0</b>	<b>145</b>	<b>100.0</b>	<b>161</b>	<b>100.0</b>	<b>176</b>	<b>100.0</b>
<b>FEMALES</b>										
Fines <sup>(a)</sup>	-	-	-	-	-	-	-	-	-	-
Sentenced	9	60.0	10	62.5	11	73.3	8	61.5	9	90.0
Dual Status <sup>(b)</sup>	-	-	1	6.3	-	-	1	7.7	-	-
<b>Total Sentenced</b>	<b>9</b>	<b>60.0</b>	<b>11</b>	<b>68.8</b>	<b>11</b>	<b>73.3</b>	<b>9</b>	<b>69.2</b>	<b>9</b>	<b>90.0</b>
Unsentenced	6	40.0	5	31.3	4	26.7	4	30.8	1	10.0
<b>Total</b>	<b>15</b>	<b>100.0</b>	<b>16</b>	<b>100.0</b>	<b>15</b>	<b>100.0</b>	<b>13</b>	<b>100.0</b>	<b>10</b>	<b>100.0</b>
<b>PERSONS</b>										
Fines <sup>(a)</sup>	-	-	-	-	-	-	-	-	-	-
Sentenced	99	71.7	114	76.0	122	76.3	124	71.3	139	74.7
Dual Status <sup>(b)</sup>	6	4.3	5	3.3	13	8.1	14	8.0	10	5.4
<b>Total Sentenced</b>	<b>105</b>	<b>76.1</b>	<b>119</b>	<b>79.3</b>	<b>135</b>	<b>84.4</b>	<b>138</b>	<b>79.3</b>	<b>149</b>	<b>80.1</b>
Unsentenced	33	23.9	31	20.7	25	15.6	36	20.7	37	19.9
<b>Total</b>	<b>138</b>	<b>100.0</b>	<b>150</b>	<b>100.0</b>	<b>160</b>	<b>100.0</b>	<b>174</b>	<b>100.0</b>	<b>186</b>	<b>100.0</b>

(a) Fines refers to prisoners who are serving a sentence for non-payment of a fine and are subject to no other type of sentence at the same time.

(b) Dual Status refers to sentenced prisoners who also have active remand warrant(s) against them.

# 45 All Indigenous Prisoners

by most serious offence/charge – males at 30 June

Most Serious Offence/Charge	30 June 2000		30 June 2001		30 June 2002		30 June 2003		30 June 2004	
	No.	%	No.	%	No.	%	No.	%	No.	%
<b>Offences Against the Person</b>										
Murder	8	6.5	5	3.7	7	4.8	6	3.7	7	4.0
Other homicide	3	2.4	5	3.7	4	2.8	5	3.1	5	2.8
Assault	11	8.9	10	7.5	18	12.4	22	13.7	27	15.3
Sex Offences	16	13.0	20	14.9	15	10.3	15	9.3	11	6.3
Other offences against the person	5	4.1	3	2.2	7	4.8	6	3.7	5	2.8
<b>Sub-Total</b>	<b>43</b>	<b>35.0</b>	<b>43</b>	<b>32.1</b>	<b>51</b>	<b>35.2</b>	<b>54</b>	<b>33.5</b>	<b>55</b>	<b>31.3</b>
<b>Robbery and Extortion</b>										
Robbery	25	20.3	28	20.9	23	15.9	21	13.0	27	15.3
Extortion	-	-	-	-	-	-	-	-	-	-
<b>Sub-Total</b>	<b>25</b>	<b>20.3</b>	<b>28</b>	<b>20.9</b>	<b>23</b>	<b>15.9</b>	<b>21</b>	<b>13.0</b>	<b>27</b>	<b>15.3</b>
<b>Property Offences</b>										
Unlawful entry with intent	19	15.4	20	14.9	19	13.1	30	18.6	40	22.7
Deception and related offences	-	-	-	-	1	0.7	1	0.6	-	-
Receiving and handling proceeds of crime	4	3.3	1	0.7	-	-	1	0.6	1	0.6
Theft (including motor vehicle)	8	6.5	13	9.7	22	15.2	20	12.4	19	10.8
Property damage and environmental offences	2	1.6	-	-	1	0.7	1	0.6	6	3.4
<b>Sub-Total</b>	<b>33</b>	<b>26.8</b>	<b>34</b>	<b>25.4</b>	<b>43</b>	<b>29.7</b>	<b>53</b>	<b>32.9</b>	<b>66</b>	<b>37.5</b>
<b>Offences Against Good Order</b>										
Govt security/justice procedures offences	11	8.9	22	16.4	18	12.4	22	13.7	17	9.7
Unlawful possession of weapons	-	-	-	-	-	-	-	-	-	-
Other offences against good order	-	-	-	-	2	1.4	1	0.6	3	1.7
<b>Sub-Total</b>	<b>11</b>	<b>8.9</b>	<b>22</b>	<b>16.4</b>	<b>20</b>	<b>13.8</b>	<b>23</b>	<b>14.3</b>	<b>20</b>	<b>11.4</b>
<b>Drug Offences</b>										
Possess and/or Use drugs	1	0.8	-	-	-	-	-	-	-	-
Deal/traffic (including import/export)	4	3.3	3	2.2	2	1.4	2	1.2	2	1.1
Manufacture/cultivate (incl. other illicit drug offences)	-	-	-	-	-	-	-	-	-	-
<b>Sub-Total</b>	<b>5</b>	<b>4.1</b>	<b>3</b>	<b>2.2</b>	<b>2</b>	<b>1.4</b>	<b>2</b>	<b>1.2</b>	<b>2</b>	<b>1.1</b>
<b>Motor Vehicle, Traffic and Related Offences</b>										
Driving offences	-	-	1	0.7	1	0.7	2	1.2	1	0.6
Licence/registration offences	1	0.8	1	0.7	3	2.1	3	1.9	3	1.7
Other traffic offences	1	0.8	-	-	-	-	-	-	-	-
<b>Sub-Total</b>	<b>2</b>	<b>1.6</b>	<b>2</b>	<b>1.5</b>	<b>4</b>	<b>2.8</b>	<b>5</b>	<b>3.1</b>	<b>4</b>	<b>2.3</b>
<b>Other Offences</b>										
Other offences/Unknown	4	3.3	2	1.5	2	1.4	3	1.9	2	1.1
<b>Total - All Offences</b>	<b>123</b>	<b>100.0</b>	<b>134</b>	<b>100.0</b>	<b>145</b>	<b>100.0</b>	<b>161</b>	<b>100.0</b>	<b>176</b>	<b>100.0</b>

# 46 All Indigenous Prisoners

by most serious offence/charge – females at 30 June

Most Serious Offence/Charge	30 June 2000		30 June 2001		30 June 2002		30 June 2003		30 June 2004	
	No.	%	No.	%	No.	%	No.	%	No.	%
<b>Offences Against the Person</b>										
Murder	-	-	-	-	-	-	-	-	-	-
Other homicide	-	-	-	-	-	-	-	-	1	10.0
Assault	-	-	1	6.3	3	20.0	1	7.7	-	-
Sex Offences	-	-	-	-	-	-	-	-	-	-
Other offences against the person	2	14.3	1	6.3	-	-	1	7.7	2	20.0
<b>Sub-Total</b>	<b>2</b>	<b>14.3</b>	<b>2</b>	<b>12.5</b>	<b>3</b>	<b>20.0</b>	<b>2</b>	<b>15.4</b>	<b>3</b>	<b>30.0</b>
<b>Robbery and Extortion</b>										
Robbery	5	35.7	9	56.3	3	20.0	1	7.7	1	10.0
Extortion	-	-	-	-	-	-	-	-	-	-
<b>Sub-Total</b>	<b>5</b>	<b>35.7</b>	<b>9</b>	<b>56.3</b>	<b>3</b>	<b>20.0</b>	<b>1</b>	<b>7.7</b>	<b>1</b>	<b>10.0</b>
<b>Property Offences</b>										
Unlawful entry with intent	2	14.3	4	25.0	2	13.3	3	23.1	2	20.0
Deception and related offences	-	-	-	-	-	-	1	7.7	-	-
Receiving and handling proceeds of crime	-	-	-	-	-	-	-	-	-	-
Theft (including motor vehicle)	2	14.3	1	6.3	2	13.3	1	7.7	1	10.0
Property damage and environmental offences	-	-	-	-	-	-	1	7.7	1	10.0
<b>Sub-Total</b>	<b>4</b>	<b>28.6</b>	<b>5</b>	<b>31.3</b>	<b>4</b>	<b>26.7</b>	<b>6</b>	<b>46.2</b>	<b>4</b>	<b>40.0</b>
<b>Offences Against Good Order</b>										
Govt security/justice procedures offences	2	14.3	-	-	2	13.3	3	23.1	1	10.0
Unlawful possession of weapons	-	-	-	-	-	-	-	-	-	-
Other offences against good order	-	-	-	-	-	-	-	-	-	-
<b>Sub-Total</b>	<b>2</b>	<b>14.3</b>	<b>-</b>	<b>-</b>	<b>2</b>	<b>13.3</b>	<b>3</b>	<b>23.1</b>	<b>1</b>	<b>10.0</b>
<b>Drug Offences</b>										
Possess and/or Use drugs	-	-	-	-	-	-	-	-	-	-
Deal/traffic (including import/export)	-	-	-	-	3	20.0	1	7.7	1	10.0
Manufacture/cultivate (incl. other illicit drug offences)	-	-	-	-	-	-	-	-	-	-
<b>Sub-Total</b>	<b>-</b>	<b>-</b>	<b>-</b>	<b>-</b>	<b>3</b>	<b>20.0</b>	<b>1</b>	<b>7.7</b>	<b>1</b>	<b>10.0</b>
<b>Motor Vehicle, Traffic and Related Offences</b>										
Driving offences	1	7.1	-	-	-	-	-	-	-	-
Licence/registration offences	-	-	-	-	-	-	-	-	-	-
Other traffic offences	-	-	-	-	-	-	-	-	-	-
<b>Sub-Total</b>	<b>1</b>	<b>7.1</b>	<b>-</b>	<b>-</b>	<b>-</b>	<b>-</b>	<b>-</b>	<b>-</b>	<b>-</b>	<b>-</b>
<b>Other Offences</b>										
Other offences/Unknown	-	-	-	-	-	-	-	-	-	-
<b>Total - All Offences</b>	<b>14</b>	<b>100.0</b>	<b>16</b>	<b>100.0</b>	<b>15</b>	<b>100.0</b>	<b>13</b>	<b>100.0</b>	<b>10</b>	<b>100.0</b>

# 47 All Indigenous Prisoners

by most serious offence/charge at 30 June

Most Serious Offence/Charge	30 June 2000		30 June 2001		30 June 2002		30 June 2003		30 June 2004	
	No.	%	No.	%	No.	%	No.	%	No.	%
<b>Offences Against the Person</b>										
Murder	8	5.8	5	3.3	7	4.4	6	3.4	7	3.8
Other homicide	3	2.2	5	3.3	4	2.5	5	2.9	6	3.2
Assault	11	8.0	11	7.3	21	13.1	23	13.2	27	14.5
Sex Offences	16	11.7	20	13.3	15	9.4	15	8.6	11	5.9
Other offences against the person	7	5.1	4	2.7	7	4.4	7	4.0	7	3.8
<b>Sub-Total</b>	<b>45</b>	<b>32.8</b>	<b>45</b>	<b>30.0</b>	<b>54</b>	<b>33.8</b>	<b>56</b>	<b>32.2</b>	<b>58</b>	<b>31.2</b>
<b>Robbery and Extortion</b>										
Robbery	30	21.9	37	24.7	26	16.3	22	12.6	28	15.1
Extortion	-	-	-	-	-	-	-	-	-	-
<b>Sub-Total</b>	<b>30</b>	<b>21.9</b>	<b>37</b>	<b>24.7</b>	<b>26</b>	<b>16.3</b>	<b>22</b>	<b>12.6</b>	<b>28</b>	<b>15.1</b>
<b>Property Offences</b>										
Unlawful entry with intent	21	15.3	24	16.0	21	13.1	33	19.0	42	22.6
Deception and related offences	-	-	-	-	1	0.6	2	1.1	-	-
Receiving and handling proceeds of crime	4	2.9	1	0.7	-	-	1	0.6	1	0.5
Theft (including motor vehicle)	10	7.3	14	9.3	24	15.0	21	12.1	20	10.8
Property damage and environmental offences	2	1.5	-	-	1	0.6	2	1.1	7	3.8
<b>Sub-Total</b>	<b>37</b>	<b>27.0</b>	<b>39</b>	<b>26.0</b>	<b>47</b>	<b>29.4</b>	<b>59</b>	<b>33.9</b>	<b>70</b>	<b>37.6</b>
<b>Offences Against Good Order</b>										
Govt security/justice procedures offences	13	9.5	22	14.7	20	12.5	25	14.4	18	9.7
Unlawful possession of weapons	-	-	-	-	-	-	-	-	-	-
Other offences against good order	-	-	-	-	2	1.3	1	0.6	3	1.6
<b>Sub-Total</b>	<b>13</b>	<b>9.5</b>	<b>22</b>	<b>14.7</b>	<b>22</b>	<b>13.8</b>	<b>26</b>	<b>14.9</b>	<b>21</b>	<b>11.3</b>
<b>Drug Offences</b>										
Possess and/or Use drugs	1	0.7	-	-	-	-	-	-	-	-
Deal/traffic (including import/export)	4	2.9	3	2.0	5	3.1	3	1.7	3	1.6
Manufacture/cultivate (incl. other illicit drug offences)	-	-	-	-	-	-	-	-	-	-
<b>Sub-Total</b>	<b>5</b>	<b>3.6</b>	<b>3</b>	<b>2.0</b>	<b>5</b>	<b>3.1</b>	<b>3</b>	<b>1.7</b>	<b>3</b>	<b>1.6</b>
<b>Motor Vehicle, Traffic and Related Offences</b>										
Driving offences	1	0.7	1	0.7	1	0.6	2	1.1	1	0.5
Licence/registration offences	1	0.7	1	0.7	3	1.9	3	1.7	3	1.6
Other traffic offences	1	0.7	-	-	-	-	-	-	-	-
<b>Sub-Total</b>	<b>3</b>	<b>2.2</b>	<b>2</b>	<b>1.3</b>	<b>4</b>	<b>2.5</b>	<b>5</b>	<b>2.9</b>	<b>4</b>	<b>2.2</b>
<b>Other Offences</b>										
Other offences/Unknown	4	2.9	2	1.3	2	1.3	3	1.7	2	1.1
<b>Total - All Offences</b>	<b>137</b>	<b>100.0</b>	<b>150</b>	<b>100.0</b>	<b>160</b>	<b>100.0</b>	<b>174</b>	<b>100.0</b>	<b>186</b>	<b>100.0</b>

# 48 Sentenced Indigenous Prisoners

by sex and expected time to serve at 30 June

Expected time to serve <sup>(a)</sup>	30 June 2000			30 June 2001			30 June 2002			30 June 2003			30 June 2004		
	No.	%	Cumulative %	No.	%	Cumulative %	No.	%	Cumulative %	No.	%	Cumulative %	No.	%	Cumulative %
<b>MALES</b>															
Under 1 month	-	-	-	-	-	-	-	-	-	1	0.8	0.8	-	-	-
1 and under 3 months	4	4.2	4.2	5	4.6	4.6	5	4.0	4.0	4	3.1	3.9	6	4.3	4.3
3 and under 6 months	13	13.5	17.7	19	17.6	22.2	17	13.7	17.7	20	15.5	19.4	21	15.0	19.3
6 and under 12 months	28	29.2	46.9	21	19.4	41.7	33	26.6	44.4	29	22.5	41.9	31	22.1	41.4
1 and under 2 years	19	19.8	66.7	24	22.2	63.9	23	18.5	62.9	25	19.4	61.2	30	21.4	62.9
2 and under 5 years	18	18.8	85.4	22	20.4	84.3	25	20.2	83.1	26	20.2	81.4	30	21.4	84.3
5 and under 10 years	6	6.3	91.7	9	8.3	92.6	13	10.5	93.5	16	12.4	93.8	13	9.3	93.6
10 years and over	5	5.2	96.9	6	5.6	98.1	6	4.8	98.4	6	4.7	98.4	7	5.0	98.6
Indeterminate															
Life (b)	1	1.0	97.9	-	-	98.1	-	-	98.4	-	-	98.4	-	-	98.6
Other (c)	2	2.1	100.0	2	1.9	100.0	2	1.6	100.0	2	1.6	100.0	2	1.4	100.0
<b>Total</b>	<b>96</b>	<b>100</b>		<b>108</b>	<b>100</b>		<b>124</b>	<b>100</b>		<b>129</b>	<b>100</b>		<b>140</b>	<b>100</b>	
Mean	30.2 months			32.6 months			32.1 months			32.6 months			31.0 months		
Median	12.6 months			15.9 months			14.3 months			16.4 months			17.1 months		
<b>FEMALES</b>															
Under 1 month	-	-	-	-	-	-	-	-	-	-	-	-	-	-	-
1 and under 3 months	1	11.1	11.1	2	18.2	18.2	1	9.1	9.1	1	11.1	11.1	-	-	-
3 and under 6 months	4	44.4	55.6	2	18.2	36.4	2	18.2	27.3	-	-	11.1	2	22.2	22.2
6 and under 12 months	3	33.3	88.9	3	27.3	63.6	3	27.3	54.5	3	33.3	44.4	1	11.1	33.3
1 and under 2 years	1	11.1	100.0	3	27.3	90.9	3	27.3	81.8	3	33.3	77.8	2	22.2	55.6
2 and under 5 years	-	-	100.0	1	9.1	100.0	2	18.2	100.0	2	22.2	100.0	4	44.4	100.0
5 and under 10 years	-	-	100.0	-	-	100.0	-	-	100.0	-	-	100.0	-	-	100.0
10 years and over	-	-	100.0	-	-	100.0	-	-	100.0	-	-	100.0	-	-	100.0
Indeterminate															
Life (b)	-	-	100.0	-	-	100.0	-	-	100.0	-	-	100.0	-	-	100.0
Other (c)	-	-	100.0	-	-	100.0	-	-	100.0	-	-	100.0	-	-	100.0
<b>Total</b>	<b>9</b>	<b>100</b>		<b>11</b>	<b>100</b>		<b>11</b>	<b>100</b>		<b>9</b>	<b>100</b>		<b>9</b>	<b>100</b>	
Mean	7.3 months			11.0 months			15 months			16.6 months			23.1 months		
Median	5.5 months			6.4 months			10.8 months			13.5 months			20.1 months		
<b>PERSONS</b>															
Under 1 month	-	-	-	-	-	-	-	-	-	1	0.7	0.7	-	-	-
1 and under 3 months	5	4.8	4.8	7	5.9	5.9	6	4.4	4.4	5	3.6	4.3	6	4.0	4.0
3 and under 6 months	17	16.2	21.0	21	17.6	23.5	19	14.1	18.5	20	14.5	18.8	23	15.4	19.5
6 and under 12 months	31	29.5	50.5	24	20.2	43.7	36	26.7	45.2	32	23.2	42.0	32	21.5	40.9
1 and under 2 years	20	19.0	69.5	27	22.7	66.4	26	19.3	64.4	28	20.3	62.3	32	21.5	62.4
2 and under 5 years	18	17.1	86.7	23	19.3	85.7	27	20.0	84.4	28	20.3	82.6	34	22.8	85.2
5 and under 10 years	6	5.7	92.4	9	7.6	93.3	13	9.6	94.1	16	11.6	94.2	13	8.7	94.0
10 years and over	5	4.8	97.1	6	5.0	98.3	6	4.4	98.5	6	4.3	98.6	7	4.7	98.7
Indeterminate															
Life (b)	1	1.0	98.1	-	-	98.3	-	-	98.5	-	-	98.6	-	-	98.7
Other (c)	2	1.9	100.0	2	1.7	100.0	2	1.5	100.0	2	1.4	100.0	2	1.3	100.0
<b>Total</b>	<b>105</b>	<b>100</b>		<b>119</b>	<b>100</b>		<b>135</b>	<b>100</b>		<b>138</b>	<b>100</b>		<b>149</b>	<b>100</b>	
Mean	28.2 months			30.6 months			30.7 months			31.5 months			30.5 months		
Median	11.7 months			15.4 months			14.1 months			16.1 months			17.1 months		

(a) Expected Time to Serve is based on the minimum term or non-parole period where one has been imposed or the fixed term sentence.

(b) In 2000 and 2001 the Life category includes prisoners serving sentences of Natural Life where a minimum term has been specified by the court. In subsequent years these prisoners are counted in the category of their minimum term.

(c) Other includes Governor's Pleasure and Indefinite sentences.

# 49 All Indigenous Prisoner Receptions

by sex and age

Age	1999-00		2000-01		2001-02		2002-03		2003-04	
	No.	%	No.	%	No.	%	No.	%	No.	%
<b>MALES</b>										
Under 18	6	2.5	2	0.9	4	1.7	4	1.6	7	2.8
18	7	2.9	6	2.6	9	3.8	11	4.3	9	3.6
19	16	6.6	9	3.9	9	3.8	10	3.9	12	4.7
20-24	67	27.5	66	28.8	68	28.3	76	29.5	70	27.7
25-29	66	27.0	61	26.6	68	28.3	56	21.7	54	21.3
30-34	48	19.7	43	18.8	35	14.6	59	22.9	58	22.9
35-39	20	8.2	32	14.0	31	12.9	24	9.3	24	9.5
40-44	7	2.9	5	2.2	9	3.8	14	5.4	9	3.6
45-49	5	2.0	2	0.9	3	1.3	2	0.8	7	2.8
50-54	2	0.8	2	0.9	2	0.8	2	0.8	1	0.4
55-59	-	-	-	-	2	0.8	-	-	2	0.8
60-64	-	-	1	0.4	-	-	-	-	-	-
65 and over	-	-	-	-	-	-	-	-	-	-
<b>Total</b>	<b>244</b>	<b>100.0</b>	<b>229</b>	<b>100.0</b>	<b>240</b>	<b>100.0</b>	<b>258</b>	<b>100.0</b>	<b>253</b>	<b>100.0</b>
Meanage	27.7	years	28.3	years	28.6	years	28.2	years	28.3	years
<b>FEMALES</b>										
Under 18	1	2.5	-	-	-	-	-	-	-	-
18	1	2.5	1	0.4	-	-	-	-	-	-
19	3	7.5	-	-	2	4.2	3	1.2	1	0.4
20-24	13	32.5	19	8.3	13	27.1	10	3.9	19	7.5
25-29	12	30.0	12	5.2	15	31.3	10	3.9	7	2.8
30-34	6	15.0	5	2.2	9	18.8	14	5.4	10	4.0
35-39	3	7.5	3	1.3	3	6.3	3	1.2	5	2.0
40-44	1	2.5	4	1.7	5	10.4	2	0.8	1	0.4
45-49	-	-	1	0.4	1	2.1	-	-	-	-
50-54	-	-	-	-	-	-	-	-	-	-
55-59	-	-	-	-	-	-	-	-	-	-
60-64	-	-	-	-	-	-	1	0.4	-	-
65 and over	-	-	-	-	-	-	-	-	-	-
<b>Total</b>	<b>40</b>	<b>100.0</b>	<b>45</b>	<b>100.0</b>	<b>48</b>	<b>100.0</b>	<b>43</b>	<b>100.0</b>	<b>43</b>	<b>100.0</b>
Meanage	26.6	years	28.6	years	29.8	years	29.3	years	27.6	years
<b>PERSONS</b>										
Under 18	7	2.5	2	0.7	4	1.7	4	1.3	7	2.8
18	8	2.8	7	2.6	9	3.8	11	3.7	9	3.6
19	19	6.7	9	3.3	11	4.6	13	4.3	13	5.1
20-24	80	28.2	85	31.0	81	33.8	86	28.6	89	35.2
25-29	78	27.5	73	26.6	83	34.6	66	21.9	61	24.1
30-34	54	19.0	48	17.5	44	18.3	73	24.3	68	26.9
35-39	23	8.1	35	12.8	34	14.2	27	9.0	29	11.5
40-44	8	2.8	9	3.3	14	5.8	16	5.3	10	4.0
45-49	5	1.8	3	1.1	4	1.7	2	0.7	7	2.8
50-54	2	0.7	2	0.7	2	0.8	2	0.7	1	0.4
55-59	-	-	-	-	2	0.8	-	-	2	0.8
60-64	-	-	1	0.4	-	-	1	0.3	-	-
65 and over	-	-	-	-	-	-	-	-	-	-
<b>Total</b>	<b>284</b>	<b>100.0</b>	<b>274</b>	<b>100.0</b>	<b>288</b>	<b>100.0</b>	<b>301</b>	<b>100.0</b>	<b>296</b>	<b>100.0</b>
Meanage	27.6	years	28.3	years	28.8	years	28.2	years	28.3	years

# 50 All Indigenous Prisoner Receptions

by sex and legal status on reception

Legal Status	1999-00		2000-01		2001-02		2002-03		2003-04	
	No.	%	No.	%	No.	%	No.	%	No.	%
MALES										
Fines <sup>(a)</sup>	1	0.4	2	0.9	-	-	1	0.4	-	-
Sentenced	113	46.3	100	43.7	105	43.8	99	38.4	99	39.1
Dual Status <sup>(b)</sup>	15	6.1	9	3.9	9	3.8	6	2.3	9	3.6
<b>Total Sentenced</b>	<b>129</b>	<b>52.9</b>	<b>111</b>	<b>48.5</b>	<b>114</b>	<b>47.5</b>	<b>106</b>	<b>41.1</b>	<b>108</b>	<b>42.7</b>
Unsentenced	115	47.1	118	51.5	126	52.5	152	58.9	145	57.3
<b>Total</b>	<b>244</b>	<b>100.0</b>	<b>229</b>	<b>100.0</b>	<b>240</b>	<b>100.0</b>	<b>258</b>	<b>100.0</b>	<b>253</b>	<b>100.0</b>
FEMALES										
Fines <sup>(a)</sup>	-	-	1	2.2	-	-	-	-	-	-
Sentenced	14	35.0	18	40.0	13	27.1	10	23.3	12	27.9
Dual Status <sup>(b)</sup>	-	-	2	4.4	-	-	-	-	1	2.3
<b>Total Sentenced</b>	<b>14</b>	<b>35.0</b>	<b>21</b>	<b>46.7</b>	<b>13</b>	<b>27.1</b>	<b>10</b>	<b>23.3</b>	<b>13</b>	<b>30.2</b>
Unsentenced	26	65.0	24	53.3	35	72.9	33	76.7	30	69.8
<b>Total</b>	<b>40</b>	<b>100.0</b>	<b>45</b>	<b>100.0</b>	<b>48</b>	<b>100.0</b>	<b>43</b>	<b>100.0</b>	<b>43</b>	<b>100.0</b>
PERSONS										
Fines <sup>(a)</sup>	1	0.4	3	1.1	-	-	1	0.3	-	-
Sentenced	127	44.7	118	43.1	118	41.0	109	36.2	111	37.5
Dual Status <sup>(b)</sup>	15	5.3	11	4.0	9	3.1	6	2.0	10	3.4
<b>Total Sentenced</b>	<b>143</b>	<b>50.4</b>	<b>132</b>	<b>48.2</b>	<b>127</b>	<b>44.1</b>	<b>116</b>	<b>38.5</b>	<b>121</b>	<b>40.9</b>
Unsentenced	141	49.6	142	51.8	161	55.9	185	61.5	175	59.1
<b>Total</b>	<b>284</b>	<b>100.0</b>	<b>274</b>	<b>100.0</b>	<b>288</b>	<b>100.0</b>	<b>301</b>	<b>100.0</b>	<b>296</b>	<b>100.0</b>

(a) Fines refers to prisoners who are serving a sentence for non-payment of a fine and are subject to no other type of sentence at the same time.

(b) Dual Status refers to sentenced prisoners who also have active remand warrant(s) against them.

# 51 All Indigenous Prisoner Receptions

by most serious offence/charge – males

Most Serious Offence/Charge	1999-00 <sup>(a)</sup>		2000-01 <sup>(a)</sup>		2001-02		2002-03		2003-04	
	No.	%	No.	%	No.	%	No.	%	No.	%
<b>Offences Against the Person</b>										
Murder	2	0.8	-	-	1	0.4	-	-	1	0.4
Other homicide	1	0.4	2	0.9	-	-	-	-	2	0.8
Assault	20	8.2	14	6.1	27	11.3	24	9.3	27	10.7
Sex Offences	8	3.3	11	4.8	4	1.7	3	1.2	5	2.0
Other offences against the person	13	5.3	8	3.5	19	7.9	14	5.4	16	6.3
<b>Sub-Total</b>	<b>44</b>	<b>18.0</b>	<b>35</b>	<b>15.3</b>	<b>51</b>	<b>21.3</b>	<b>41</b>	<b>15.9</b>	<b>51</b>	<b>20.2</b>
<b>Robbery and Extortion</b>										
Robbery	24	9.8	27	11.8	26	10.8	32	12.4	28	11.1
Extortion	-	-	-	-	-	-	-	-	-	-
<b>Sub-Total</b>	<b>24</b>	<b>9.8</b>	<b>27</b>	<b>11.8</b>	<b>26</b>	<b>10.8</b>	<b>32</b>	<b>12.4</b>	<b>28</b>	<b>11.1</b>
<b>Property Offences</b>										
Unlawful entry with intent	50	20.5	42	18.3	45	18.8	58	22.5	55	21.7
Deception and related offences	1	0.4	1	0.4	2	0.8	1	0.4	1	0.4
Receiving and handling proceeds of crime	6	2.5	2	0.9	3	1.3	1	0.4	4	1.6
Theft (including motor vehicle)	43	17.6	46	20.1	43	17.9	44	17.1	35	13.8
Property damage and environmental offences	9	3.7	3	1.3	7	2.9	2	0.8	9	3.6
<b>Sub-Total</b>	<b>109</b>	<b>44.7</b>	<b>94</b>	<b>41.0</b>	<b>100</b>	<b>41.7</b>	<b>106</b>	<b>41.1</b>	<b>104</b>	<b>41.1</b>
<b>Offences Against Good Order</b>										
Govt security/justice procedures offences	39	16.0	47	20.5	42	17.5	44	17.1	45	17.8
Unlawful possession of weapons	-	-	-	-	1	0.4	3	1.2	-	-
Other offences against good order	-	-	2	0.9	3	1.3	-	-	2	0.8
<b>Sub-Total</b>	<b>39</b>	<b>16.0</b>	<b>49</b>	<b>21.4</b>	<b>46</b>	<b>19.2</b>	<b>47</b>	<b>18.2</b>	<b>47</b>	<b>18.6</b>
<b>Drug Offences</b>										
Possess and/or Use drugs	1	0.4	2	0.9	1	0.4	-	-	2	0.8
Deal/traffic (including import/export)	9	3.7	6	2.6	4	1.7	3	1.2	3	1.2
Manufacture/cultivate (incl. other illicit drug offences)	1	0.4	-	-	-	-	1	0.4	-	-
<b>Sub-Total</b>	<b>11</b>	<b>4.5</b>	<b>8</b>	<b>3.5</b>	<b>5</b>	<b>2.1</b>	<b>4</b>	<b>1.6</b>	<b>5</b>	<b>2.0</b>
<b>Motor Vehicle, Traffic and Related Offences</b>										
Driving offences	1	0.4	-	-	1	0.4	5	1.9	3	1.2
Licence/registration offences	6	2.5	7	3.1	4	1.7	9	3.5	6	2.4
Other traffic offences	1	0.4	-	-	-	-	-	-	-	-
<b>Sub-Total</b>	<b>8</b>	<b>3.3</b>	<b>7</b>	<b>3.1</b>	<b>5</b>	<b>2.1</b>	<b>14</b>	<b>5.4</b>	<b>9</b>	<b>3.6</b>
<b>Other Offences</b>										
Other offences/Unknown	9	3.7	9	3.9	7	2.9	14	5.4	9	3.6
<b>Total - All Offences</b>	<b>244</b>	<b>100.0</b>	<b>229</b>	<b>100.0</b>	<b>240</b>	<b>100.0</b>	<b>258</b>	<b>100.0</b>	<b>253</b>	<b>100.0</b>

(a) Data for 1999-00 and 2000-01 has been revised.

# 52 All Indigenous Prisoner Receptions

by most serious offence/charge – females

Most Serious Offence/Charge	1999-00 <sup>(a)</sup>		2000-01 <sup>(a)</sup>		2001-02		2002-03		2003-04	
	No.	%	No.	%	No.	%	No.	%	No.	%
<b>Offences Against the Person</b>										
Murder	-	-	-	-	1	2.1	-	-	-	-
Other homicide	-	-	-	-	-	-	1	2.3	-	-
Assault	2	5.0	2	4.4	2	4.2	1	2.3	1	2.3
Sex Offences	-	-	-	-	-	-	-	-	-	-
Other offences against the person	2	5.0	2	4.4	1	2.1	2	4.7	1	2.3
<b>Sub-Total</b>	<b>4</b>	<b>10.0</b>	<b>4</b>	<b>8.9</b>	<b>4</b>	<b>8.3</b>	<b>4</b>	<b>9.3</b>	<b>2</b>	<b>4.7</b>
<b>Robbery and Extortion</b>										
Robbery	12	30.0	13	28.9	7	14.6	6	14.0	3	7.0
Extortion	-	-	-	-	-	-	-	-	-	-
<b>Sub-Total</b>	<b>12</b>	<b>30.0</b>	<b>13</b>	<b>28.9</b>	<b>7</b>	<b>14.6</b>	<b>6</b>	<b>14.0</b>	<b>3</b>	<b>7.0</b>
<b>Property Offences</b>										
Unlawful entry with intent	8	20.0	8	17.8	15	31.3	10	23.3	12	27.9
Deception and related offences	1	2.5	-	-	1	2.1	1	2.3	-	-
Receiving and handling proceeds of crime	-	-	-	-	-	-	1	2.3	2	4.7
Theft (including motor vehicle)	10	25.0	7	15.6	9	18.8	5	11.6	11	25.6
Property damage and environmental offences	-	-	-	-	-	-	3	7.0	1	2.3
<b>Sub-Total</b>	<b>19</b>	<b>47.5</b>	<b>15</b>	<b>33.3</b>	<b>25</b>	<b>52.1</b>	<b>20</b>	<b>46.5</b>	<b>26</b>	<b>60.5</b>
<b>Offences Against Good Order</b>										
Govt security/justice procedures offences	3	7.5	10	22.2	5	10.4	5	11.6	9	20.9
Unlawful possession of weapons	-	-	-	-	-	-	-	-	-	-
Other offences against good order	-	-	-	-	-	-	1	2.3	2	4.7
<b>Sub-Total</b>	<b>3</b>	<b>7.5</b>	<b>10</b>	<b>22.2</b>	<b>5</b>	<b>10.4</b>	<b>6</b>	<b>14.0</b>	<b>11</b>	<b>25.6</b>
<b>Drug Offences</b>										
Possess and/or Use drugs	-	-	2	4.4	-	-	-	-	-	-
Deal/traffic (including import/export)	1	2.5	-	-	3	6.3	1	2.3	-	-
Manufacture/cultivate (incl. other illicit drug offences)	-	-	-	-	-	-	-	-	-	-
<b>Sub-Total</b>	<b>1</b>	<b>2.5</b>	<b>2</b>	<b>4.4</b>	<b>3</b>	<b>6.3</b>	<b>1</b>	<b>2.3</b>	<b>-</b>	<b>-</b>
<b>Motor Vehicle, Traffic and Related Offences</b>										
Driving offences	1	2.5	-	-	-	-	-	-	-	-
Licence/registration offences	-	-	-	-	-	-	-	-	-	-
Other traffic offences	-	-	-	-	-	-	-	-	-	-
<b>Sub-Total</b>	<b>1</b>	<b>2.5</b>	<b>-</b>	<b>-</b>	<b>-</b>	<b>-</b>	<b>-</b>	<b>-</b>	<b>-</b>	<b>-</b>
<b>Other Offences</b>										
Other offences/Unknown	-	-	1	2.2	4	8.3	6	14.0	1	2.3
<b>Total - All Offences</b>	<b>40</b>	<b>100.0</b>	<b>45</b>	<b>100.0</b>	<b>48</b>	<b>100.0</b>	<b>43</b>	<b>100.0</b>	<b>43</b>	<b>100.0</b>

(a) Data for 1999-00 and 2000-01 has been revised.

# 53 All Indigenous Prisoner Receptions

by most serious offence/charge

Most Serious Offence/Charge	1999-00 <sup>(a)</sup>		2000-01 <sup>(a)</sup>		2001-02		2002-03		2003-04	
	No.	%	No.	%	No.	%	No.	%	No.	%
<b>Offences Against the Person</b>										
Murder	2	0.7	-	-	2	0.7	-	-	1	0.3
Other homicide	1	0.4	2	0.7	-	-	1	0.3	2	0.7
Assault	22	7.7	16	5.8	29	10.1	25	8.3	28	9.5
Sex Offences	8	2.8	11	4.0	4	1.4	3	1.0	5	1.7
Other offences against the person	15	5.3	10	3.6	20	6.9	16	5.3	17	5.7
<b>Sub-Total</b>	<b>48</b>	<b>16.9</b>	<b>39</b>	<b>14.2</b>	<b>55</b>	<b>19.1</b>	<b>45</b>	<b>15.0</b>	<b>53</b>	<b>17.9</b>
<b>Robbery and Extortion</b>										
Robbery	36	12.7	40	14.6	33	11.5	38	12.6	31	10.5
Extortion	-	-	-	-	-	-	-	-	-	-
<b>Sub-Total</b>	<b>36</b>	<b>12.7</b>	<b>40</b>	<b>14.6</b>	<b>33</b>	<b>11.5</b>	<b>38</b>	<b>12.6</b>	<b>31</b>	<b>10.5</b>
<b>Property Offences</b>										
Unlawful entry with intent	58	20.4	50	18.2	60	20.8	68	22.6	67	22.6
Deception and related offences	2	0.7	1	0.4	3	1.0	2	0.7	1	0.3
Receiving and handling proceeds of crime	6	2.1	2	0.7	3	1.0	2	0.7	6	2.0
Theft (including motor vehicle)	53	18.7	53	19.3	52	18.1	49	16.3	46	15.5
Property damage and environmental offences	9	3.2	3	1.1	7	2.4	5	1.7	10	3.4
<b>Sub-Total</b>	<b>128</b>	<b>45.1</b>	<b>109</b>	<b>39.8</b>	<b>125</b>	<b>43.4</b>	<b>126</b>	<b>41.9</b>	<b>130</b>	<b>43.9</b>
<b>Offences Against Good Order</b>										
Govt security/justice procedures offences	42	14.8	57	20.8	47	16.3	49	16.3	54	18.2
Unlawful possession of weapons	-	-	-	-	1	0.3	3	1.0	-	-
Other offences against good order	-	-	2	0.7	3	1.0	1	0.3	4	1.4
<b>Sub-Total</b>	<b>42</b>	<b>14.8</b>	<b>59</b>	<b>21.5</b>	<b>51</b>	<b>17.7</b>	<b>53</b>	<b>17.6</b>	<b>58</b>	<b>19.6</b>
<b>Drug Offences</b>										
Possess and/or Use drugs	1	0.4	4	1.5	1	0.3	-	-	2	0.7
Deal/traffic (including import/export)	10	3.5	6	2.2	7	2.4	4	1.3	3	1.0
Manufacture/cultivate (incl. other illicit drug offences)	1	0.4	-	-	-	-	1	0.3	-	-
<b>Sub-Total</b>	<b>12</b>	<b>4.2</b>	<b>10</b>	<b>3.6</b>	<b>8</b>	<b>2.8</b>	<b>5</b>	<b>1.7</b>	<b>5</b>	<b>1.7</b>
<b>Motor Vehicle, Traffic and Related Offences</b>										
Driving offences	2	0.7	-	-	1	0.3	5	1.7	3	1.0
Licence/registration offences	6	2.1	7	2.6	4	1.4	9	3.0	6	2.0
Other traffic offences	1	0.4	-	-	-	-	-	-	-	-
<b>Sub-Total</b>	<b>9</b>	<b>3.2</b>	<b>7</b>	<b>2.6</b>	<b>5</b>	<b>1.7</b>	<b>14</b>	<b>4.7</b>	<b>9</b>	<b>3.0</b>
<b>Other Offences</b>										
Other offences/Unknown	9	3.2	10	3.6	11	3.8	20	6.6	10	3.4
<b>Total - All Offences</b>	<b>284</b>	<b>100.0</b>	<b>274</b>	<b>100.0</b>	<b>288</b>	<b>100.0</b>	<b>301</b>	<b>100.0</b>	<b>296</b>	<b>100.0</b>

(a) Data for 1999-00 and 2000-01 has been revised.

# 54 Sentenced Indigenous Prisoner Receptions

by sex and expected time to serve


Expected time to serve <sup>(a)</sup>	1999-00			2000-01			2001-02			2002-03			2003-04		
	No.	%	Cumulative %	No.	%	Cumulative %	No.	%	Cumulative %	No.	%	Cumulative %	No.	%	Cumulative %
<b>MALES</b>															
Under 1 month	12	6.4	6.4	8	4.6	4.6	9	4.9	4.9	19	10.5	10.5	10	5.3	5.3
1 and under 3 months	43	22.9	29.3	36	20.7	25.3	12	6.6	11.5	26	14.4	24.9	22	11.7	17.0
3 and under 6 months	54	28.7	58.0	59	33.9	59.2	52	28.4	39.9	39	21.5	46.4	53	28.2	45.2
6 and under 12 months	46	24.5	82.4	42	24.1	83.3	81	44.3	84.2	64	35.4	81.8	73	38.8	84.0
1 and under 2 years	25	13.3	95.7	22	12.6	96.0	19	10.4	94.5	24	13.3	95.0	24	12.8	96.8
2 and under 5 years	6	3.2	98.9	5	2.9	98.9	7	3.8	98.4	5	2.8	97.8	4	2.1	98.9
5 and under 10 years	-	-	98.9	2	1.1	100.0	3	1.6	100.0	4	2.2	100.0	2	1.1	100.0
10 years and over	-	-	98.9	-	-	100.0	-	-	100.0	-	-	100.0	-	-	100.0
Indeterminate	-	-	-	-	-	-	-	-	-	-	-	-	-	0.0%	-
Life (b)	-	-	98.9	-	-	100.0	-	-	100.0	-	-	100.0	-	-	100.0
Other (c)	-	-	98.9	-	-	100.0	-	-	100.0	-	-	100.0	-	-	100.0
Not recorded	2	1.1	100.0	-	-	100.0	-	-	100.0	-	-	100.0	-	-	100.0
<b>Total</b>	<b>188</b>	<b>100</b>		<b>174</b>	<b>100</b>		<b>183</b>	<b>100</b>		<b>181</b>	<b>100</b>		<b>188</b>	<b>100</b>	
<b>FEMALES</b>															
Under 1 month	1	4.0	4.0	3	8.6	8.6	2	7.7	7.7	6	26.1	26.1	4	16.7	16.7
1 and under 3 months	7	28.0	32.0	14	40.0	48.6	3	11.5	19.2	2	8.7	34.8	3	12.5	29.2
3 and under 6 months	13	52.0	84.0	9	25.7	74.3	9	34.6	53.8	3	13.0	47.8	7	29.2	58.3
6 and under 12 months	3	12.0	96.0	7	20.0	94.3	9	34.6	88.5	8	34.8	82.6	5	20.8	79.2
1 and under 2 years	1	4.0	100.0	2	5.7	100.0	2	7.7	96.2	2	8.7	91.3	3	12.5	91.7
2 and under 5 years	-	-	100.0	-	-	100.0	1	3.8	100.0	2	8.7	100.0	2	8.3	100.0
5 and under 10 years	-	-	100.0	-	-	100.0	0	-	100.0	-	-	100.0	-	-	100.0
10 years and over	-	-	100.0	-	-	100.0	0	-	100.0	-	-	100.0	-	-	100.0
Indeterminate	-	-	-	-	-	-	-	-	-	-	-	-	-	-	-
Life (b)	-	-	100.0	-	-	100.0	-	-	100.0	-	-	100.0	-	-	100.0
Other (c)	-	-	100.0	-	-	100.0	-	-	100.0	-	-	100.0	-	-	100.0
Not recorded	-	-	100.0	-	-	100.0	-	-	100.0	-	-	100.0	-	-	100.0
<b>Total</b>	<b>25</b>	<b>100</b>		<b>35</b>	<b>100</b>		<b>26</b>	<b>100</b>		<b>23</b>	<b>100</b>		<b>24</b>	<b>100</b>	
<b>PERSONS</b>															
Under 1 month	13	6.1	6.1	11	5.3	5.3	11	5.3	5.3	25	12.3	12.3	14	6.6	6.6
1 and under 3 months	50	23.5	29.6	50	23.9	29.2	15	7.2	12.4	28	13.7	26.0	25	11.8	18.4
3 and under 6 months	67	31.5	61.0	68	32.5	61.7	61	29.2	41.6	42	20.6	46.6	60	28.3	46.7
6 and under 12 months	49	23.0	84.0	49	23.4	85.2	90	43.1	84.7	72	35.3	81.9	78	36.8	83.5
1 and under 2 years	26	12.2	96.2	24	11.5	96.7	21	10.0	94.7	26	12.7	94.6	27	12.7	96.2
2 and under 5 years	6	2.8	99.1	5	2.4	99.0	8	3.8	98.6	7	3.4	98.0	6	2.8	99.1
5 and under 10 years	-	-	99.1	2	1.0	100.0	3	1.4	100.0	4	2.0	100.0	2	0.9	100.0
10 years and over	-	-	99.1	-	-	100.0	-	-	100.0	-	-	100.0	-	-	100.0
Indeterminate	-	-	-	-	-	-	-	-	-	-	-	-	-	-	-
Life (b)	-	-	99.1	-	-	100.0	-	-	100.0	-	-	100.0	-	-	100.0
Other (c)	-	-	99.1	-	-	100.0	-	-	100.0	-	-	100.0	-	-	100.0
Not recorded	2	0.9	100.0	-	-	100.0	-	-	100.0	-	-	100.0	-	-	100.0
<b>Total</b>	<b>213</b>	<b>100</b>		<b>209</b>	<b>100</b>		<b>209</b>	<b>100</b>		<b>204</b>	<b>100</b>		<b>212</b>	<b>100</b>	

(a) Expected Time to Serve is based on the minimum term or non-parole period where one has been imposed or the fixed term sentence.

(b) Life includes prisoners serving sentences of Natural Life where a minimum term has not been specified by the court.

(c) Other includes Governor's Pleasure and Indefinite sentences.

# Prison Profiles



# 55 Ararat Prison

**Prison security level** Secure (Medium security)

**Prison capacity** Design capacity: 256 beds Temporary capacity: 141 beds

Opened in 1967, a redevelopment program has included upgrades to accommodation, program and service areas. A significant proportion of the accommodation is shared (two or three beds). Additional temporary accommodation beds includes a 50 bed relocatable unit.

**Function** The prison accommodates male prisoners with low to medium protection requirements, including a high proportion of sex offenders, and operates a treatment program for sex offenders

**Service provider** Corrections Victoria

## Prisoner profile at 30 June 2004

		No.	%
Number of prisoners	As at 30 June 2004	387	
Age	Under 25	27	7.0
	25–39	140	36.2
	40–54	128	33.1
	55 and over	92	23.8
Indigenous status	Aboriginal and Torres Strait Islander	11	2.8
Legal status	Unconvicted	-	-
	Convicted	387	100.0
Security rating	Maximum	-	-
	Medium	285	73.6
	Minimum	102	26.4
Most Serious Offence	Offences against the person	287	74.2
	<i>Murder – 16</i>		
	<i>Sex offences – 240</i>		
	Robbery and extortion	17	4.4
	Offences against property	50	12.9
	Offences against good order	18	4.7
	Drug offences	7	1.8
	Traffic offences	3	0.8
Other	5	1.3	
Effective Sentence Length	Unsentenced	-	-
	Less than 12 months	47	12.1
	1 < 5 years	215	55.6
	5 < 10 years	95	24.5
	10 years or more (including Life, Governor's Pleasure)	29	7.5
	Unknown	1	0.3
Time Remaining to Serve	Prisoners with less than 12 months of their sentence remaining to serve	157	40.6
Previous Imprisonment	Known prior adult imprisonment, including episodes on remand	167	43.2
Identified Drug Users	Current IDU status (IDU.1 or above)	7	1.8
	Previous IDU status (IDU.N)	60	15.5
	Not an Identified Drug User	320	82.7
Protection Prisoners	Current Protection Status	376	97.2

# 56 Barwon Prison

**Prison security level** Secure (Maximum security)

**Prison capacity** Design capacity: 325 beds Temporary capacity: 139 beds

Opened in 1990, facilities include:

- 20-bed high security unit for the State;
- 60 bed unit for maximum security protection prisoners.

Accommodation is primarily in single cells, except for the protection unit. Temporary accommodation includes two 50 bed relocatable units.

**Function** Male; maximum, medium and minimum security classifications

**Service provider** Corrections Victoria

## Prisoner profile at 30 June 2004

		No.	%
Number of prisoners	As at 30 June 2004	369	
Age	Under 25	55	14.9
	25–39	212	57.5
	40–54	84	22.8
	55 and over	18	4.9
Indigenous status	Aboriginal and Torres Strait Islander	22	6.0
Legal status	Unconvicted	11	3.0
	Convicted	358	97.0
Security rating	Maximum	158	42.8
	Medium	210	56.9
	Minimum	1	0.3
Most Serious Offence	Offences against the person	157	42.5
	<i>Murder – 91</i>		
	<i>Sex offences – 26</i>		
	Robbery and extortion	49	13.3
	Offences against property	85	23.0
	Offences against good order	34	9.2
	Drug offences	33	8.9
	Traffic offences	2	0.5
Effective Sentence Length	Other	9	2.4
	Unsentenced	11	3.0
	Less than 12 months	75	20.3
	1 < 5 years	126	34.1
	5 < 10 years	49	13.3
	10 years or more (including Life, Governor's Pleasure)	108	29.3
	Unknown	-	-
Time Remaining to Serve	Prisoners with less than 12 months of their sentence remaining to serve	157	42.5
Previous Imprisonment	Known prior adult imprisonment, including episodes on remand	261	70.6
Identified Drug Users	Current IDU status (IDU.1 or above)	65	17.6
	Previous IDU status (IDU.N)	126	34.1
	Not an Identified Drug User	178	48.2
Protection Prisoners	Current Protection Status	118	32.0

# 57 Beechworth Prison

**Prison security level** Secure (Medium security)

**Prison capacity** Design capacity: 123 beds Temporary capacity: 9 beds

The prison was established in 1860, although it has been refurbished and program and service facilities added since that time. Accommodation is primarily in single cells with a small number of shared cells.

**Function** Although a mainstream prison, Beechworth provides an integration program for a number of male prisoners who would otherwise be located in protection placements.

**Service provider** Corrections Victoria

Note: Beechworth Prison was officially decommissioned on 20 December 2004.

## Prisoner profile at 30 June 2004

		No.	%
Number of prisoners	As at 30 June 2004	124	
Age	Under 25	18	14.5
	25–39	87	70.2
	40–54	16	12.9
	55 and over	3	2.4
Indigenous status	Aboriginal and Torres Strait Islander	8	6.5
Legal status	Unconvicted	-	-
	Convicted	124	100.0
Security rating	Maximum	-	-
	Medium	115	92.7
	Minimum	9	7.3
Most Serious Offence	Offences against the person	21	16.9
	<i>Murder – 3</i>		
	<i>Sex offences – 1</i>		
	Robbery and extortion	18	14.5
	Offences against property	50	40.3
	Offences against good order	19	15.3
	Drug offences	8	6.5
	Traffic offences	4	3.2
Other	4	3.2	
Effective Sentence Length	Unsentenced	-	-
	Less than 12 months	59	47.6
	1 < 5 years	54	43.5
	5 < 10 years	7	5.6
	10 years or more (including Life, Governor's Pleasure)	3	2.4
Unknown	1	0.8	
Time Remaining to Serve	Prisoners with less than 12 months of their sentence remaining to serve	91	73.4
Previous Imprisonment	Known prior adult imprisonment, including episodes on remand	93	75.0
Identified Drug Users	Current IDU status (IDU.1 or above)	12	9.7
	Previous IDU status (IDU.N)	40	32.3
	Not an Identified Drug User	72	58.1
Protection Prisoners	Current Protection Status	-	-

# 58 Bendigo Prison

**Prison security level** Secure (Medium security)

**Prison capacity** Design capacity: 80 beds Temporary capacity: 5 beds

The prison was opened in 1863, and has been refurbished over recent years. Accommodation is mostly in single cells, with a small number of shared cells.

**Function** Accommodates male prisoners assessed as suitable for treatment in the area of substance abuse and addictive/compulsive behaviours.

**Service provider** Corrections Victoria

## Prisoner profile at 30 June 2004

		No.	%
Number of prisoners	As at 30 June 2004	81	
Age	Under 25	20	24.7
	25–39	50	61.7
	40–54	11	13.6
	55 and over	-	-
Indigenous Status	Aboriginal and Torres Strait Islander	8	9.9
Legal Status	Not Convicted	-	-
	Convicted	81	100.0
Security rating	Maximum	-	-
	Medium	71	87.7
	Minimum	10	12.3
Most Serious Offences	Offences against the person	10	12.3
	<i>Murder – 1</i>		
	<i>Sex offences – 0</i>		
	Robbery and extortion	16	19.8
	Offences against property	39	48.1
	Offences against good order	12	14.8
	Drug offences	2	2.5
	Traffic offences	2	2.5
Effective Sentence Length	Unsentenced	-	-
	Less than 12 months	38	46.9
	1 < 5 years	42	51.9
	5 < 10 years	-	-
	10 Years or more (including Life, Governor's Pleasure)	1	1.2
	Unknown	-	-
Time Remaining to Serve	Prisoners with less than 12 months of their sentence remaining to serve	64	79.0
Previous Imprisonment	Known prior adult imprisonment, including episodes on remand	69	85.2
Identified Drug Users	Current IDU status (IDU.1 or above)	11	13.6
	Previous IDU status (IDU.N)	25	30.9
	Not an Identified Drug User	45	55.6
Protection Prisoners	Current Protection Status	-	-

# 59 Dame Phyllis Frost Centre

**Prison security level** Secure (Maximum security)

**Prison capacity** Design capacity: 175 beds Temporary capacity: 85 beds

Opened in August 1996, accommodation is provided in single cells in cottage style units and special cell blocks. Increasing numbers of female prisoners have resulted in capacity being temporarily increased by up to 85 beds including a 50 bed relocatable unit.

**Function** The Dame Phyllis Frost Centre is a secure, multi-purpose prison providing a complex mix of facilities and services, including reception, maximum security, medium security and specialist accommodation for remand and sentenced, mainstream and protection women prisoners.

**Service provider** Corrections Victoria

Note: Managed by a private provider as the Metropolitan Women's Correctional Centre from August 1996 until 3 October 2000.

## Prisoner profile at 30 June 2004

		No.	%
Number of prisoners	As at 30 June 2004	196	
Age	Under 25	26	13.3
	25-39	108	55.1
	40-54	50	25.5
	55 and over	12	6.1
Indigenous Status	Aboriginal and Torres Strait Islander	9	4.6
Legal Status	Not Convicted	41	20.9
	Convicted	155	79.1
Security rating	Maximum	67	34.2
	Medium	115	58.7
	Minimum	14	7.1
Most Serious Offences	Offences against the person	42	21.4
	<i>Murder - 21</i>		
	<i>Sex offences - 1</i>		
	Robbery and extortion	26	13.3
	Offences against property	60	30.6
	Offences against good order	25	12.8
	Drug offences	37	18.9
	Traffic offences	2	1.0
Other	4	2.0	
Effective Sentence Length	Unsentenced	43	21.9
	Less than 12 months	69	35.2
	1 < 5 years	56	28.6
	5 < 10 years	12	6.1
	10 Years or more more (including Life, Governor's Pleasure)	16	8.2
	Unknown	-	-
Time Remaining to Serve	Prisoners with less than 12 months of their sentence remaining to serve	95	48.5
Previous Imprisonment	Known prior adult imprisonment, including episodes on remand	112	57.1
Identified Drug Users	Current IDU status (IDU.1 or above)	13	6.6
	Previous IDU status (IDU.N)	31	15.8
	Not an Identified Drug User	152	77.6
Protection Prisoners	Current Protection Status	6	3.1

# 60 Dhurringile Prison

**Prison security level** Open (Minimum security)

**Prison capacity** Design capacity: 108 beds Temporary capacity: 66 beds

Prisoners originally shared dormitories in a mansion built in 1877. However, all accommodation has been redeveloped and prisoners are now accommodated in self-contained, cottage style units. Dhurringile's additional temporary beds includes a 50 bed relocatable unit.

**Function** Accommodates mainstream male prisoners. Emphasis on farming activities.

**Service provider** Corrections Victoria

## Prisoner profile at 30 June 2004

		No.	%
Number of prisoners	As at 30 June 2004	170	
Age	Under 25	16	9.4
	25–39	94	55.3
	40–54	46	27.1
	55 and over	14	8.2
Indigenous Status	Aboriginal and Torres Strait Islander	8	4.7
Legal Status	Not Convicted		
	Convicted	170	100.0
Security rating	Maximum	-	-
	Medium	-	-
	Minimum	170	100.0
Most Serious Offences	Offences against the person	28	16.5
	<i>Murder – 6</i>		
	<i>Sex offences – 0</i>		
	Robbery and extortion	18	10.6
	Offences against property	52	30.6
	Offences against good order	18	10.6
	Drug offences	28	16.5
	Traffic offences	24	14.1
Effective Sentence Length	Unsentenced	-	-
	Less than 12 months	109	64.1
	1 < 5 years	49	28.8
	5 < 10 years	6	3.5
	10 Years or more (including Life, Governor's Pleasure)	6	3.5
	Unknown	-	-
Time Remaining to Serve	Prisoners with less than 12 months of their sentence remaining to serve	157	92.4
Previous Imprisonment	Known prior adult imprisonment, including episodes on remand	92	54.1
Identified Drug Users	Current IDU status (IDU.1 or above)	-	-
	Previous IDU status (IDU.N)	15	8.8
	Not an Identified Drug User	155	91.2
Protection Prisoners	Current Protection Status	-	-

# 61 Fulham Correctional Centre

**Prison security level** Secure (Medium security)

**Prison capacity** Design capacity: 658 Temporary capacity: 187

Fulham's temporary beds include a 50 bed relocatable unit. Prisoner accommodation is primarily in single cells.

**Function** Opened in April 1997, the prison incorporates male prisoners in:

- medium security cell blocks and lodges;
- medium security protection units;
- minimum security cottages; and
- a drug treatment unit.

**Service provider** The GEO Group Australia Pty Ltd

## Prisoner profile at 30 June 2004

		No.	%
Number of prisoners	As at 30 June 2004	722	
Age	Under 25	161	22.3
	25–39	393	54.4
	40–54	142	19.7
	55 and over	26	3.6
Indigenous Status	Aboriginal and Torres Strait Islander	33	4.6
Legal Status	Not Convicted	-	-
	Convicted	722	100.0
Security rating	Maximum	-	-
	Medium	577	79.9
	Minimum	145	20.1
Most Serious Offences	Offences against the person	160	22.2
	<i>Murder – 41</i>		
	<i>Sex offences – 19</i>		
	Robbery and extortion	104	14.4
	Offences against property	211	29.2
	Offences against good order	104	14.4
	Drug offences	113	15.7
	Traffic offences	16	2.2
Other	14	1.9	
Effective Sentence Length	Unsentenced	-	-
	Less than 12 months	246	34.1
	1 < 5 years	364	50.4
	5 < 10 years	63	8.7
	10 Years or more more (including Life, Governor's Pleasure)	48	6.7
	Unknown	1	0.1
Time Remaining to Serve	Prisoners with less than 12 months of their sentence remaining to serve	470	65.1
Previous Imprisonment	Known prior adult imprisonment, including episodes on remand	485	67.2
Identified Drug Users	Current IDU status (IDU.1 or above)	130	18.0
	Previous IDU status (IDU.N)	165	22.9
	Not an Identified Drug User	427	59.1
Protection Prisoners	Current Protection Status	109	15.1

# 62 Langi Kal Kal Prison

**Prison security level** Open (Minimum security)

**Prison capacity** Design capacity: 100 beds Temporary capacity: 10 beds.

The property was first established as a prison in 1950, but was used as a Youth Training Centre for many years and re-established as a prison in 1993. Prisoners are accommodated in two large accommodation units, and the majority of rooms are shared.

**Function** Accommodates male prisoners with low to medium protection requirements. It is a large working farm, and is primarily a minimum security pathway for protection prisoners from Ararat Prison.

**Service provider** Corrections Victoria

## Prisoner profile at 30 June 2004

		No.	%
Number of prisoners	As at 30 June 2004	82	
Age	Under 25	4	4.9
	25–39	27	32.9
	40–54	35	42.7
	55 and over	16	19.5
Indigenous Status	Aboriginal and Torres Strait Islander	-	-
Legal Status	Not Convicted	-	-
	Convicted	82	100.0
Security rating	Maximum	-	-
	Medium	-	-
	Minimum	82	100.0
Most Serious Offences	Offences against the person	42	51.2
	<i>Murder – 3</i>		
	<i>Sex offences – 33</i>		
	Robbery and extortion	5	6.1
	Offences against property	13	15.9
	Offences against good order	8	9.8
	Drug offences	8	9.8
	Traffic offences	5	6.1
Effective Sentence Length	Other	1	1.2
	Unsentenced	-	-
	Less than 12 months	23	28.0
	1 < 5 years	39	47.6
	5 < 10 years	13	15.9
	10 Years or more (including Life, Governor's Pleasure)	7	8.5
Time Remaining to Serve	Unknown	-	-
	Prisoners with less than 12 months of their sentence remaining to serve	63	76.8
Previous Imprisonment	Known prior adult imprisonment, including episodes on remand	34	41.5
Identified Drug Users	Current IDU status (IDU.1 or above)	-	-
	Previous IDU status (IDU.N)	7	8.5
	Not an Identified Drug User	75	91.5
Protection Prisoners	Current Protection Status	46	56.1

# 63 Loddon Prison

**Prison security level** Secure (Medium security)

**Prison capacity** Design capacity: 320 Temporary capacity: 79 beds

Opened in 1990, cottage and single cell accommodation is provided.

**Function** Mainstream prison for medium and minimum male prisoners which emphasises release preparation and drug-free lifestyles. Also offers placement and support for HIV positive prisoners, and for intellectually disabled prisoners undergoing release preparation.

**Service provider** Corrections Victoria

## Prisoner profile at 30 June 2004

		No.	%
Number of prisoners	As at 30 June 2004	392	
Age	Under 25	69	17.6
	25–39	195	49.7
	40–54	100	25.5
	55 and over	28	7.1
Indigenous Status	Aboriginal and Torres Strait Islander	23	5.9
Legal Status	Not Convicted	-	-
	Convicted	392	100.0
Security rating	Maximum	-	-
	Medium	349	89.0
	Minimum	43	11.0
Most Serious Offences	Offences against the person	115	29.3
	<i>Murder – 32</i>		
	<i>Sex offences – 7</i>		
	Robbery and extortion	45	11.5
	Offences against property	107	27.3
	Offences against good order	38	9.7
	Drug offences	66	16.8
	Traffic offences	12	3.1
Other	9	2.3	
Effective Sentence Length	Unsentenced	-	-
	Less than 12 months	102	26.0
	1 < 5 years	219	55.9
	5 < 10 years	41	10.5
	10 Years or more (including Life, Governor's Pleasure)	30	7.7
Unknown	-	-	
Time Remaining to Serve	Prisoners with less than 12 months of their sentence remaining to serve	197	50.3
Previous Imprisonment	Known prior adult imprisonment, including episodes on remand	214	54.6
Identified Drug Users	Current IDU status (IDU.1 or above)	3	0.8
	Previous IDU status (IDU.N)	66	16.8
	Not an Identified Drug User	323	82.4
Protection Prisoners	Current Protection Status	-	-

# 64 Melbourne Assessment Prison

**Prison security level** Secure (Maximum security)

**Prison capacity** Design capacity: 250 Temporary capacity: 30

Formerly the Melbourne Remand Centre, the prison was opened in 1989. Accommodation is primarily in single cells, with a small number of shared cells. An additional 30 temporary beds (bunks) have also been installed.

**Function** The prison commenced operations as the Melbourne Assessment Prison (MAP) in January 1997, and is the reception prison for all male prisoners in Victoria. The volume of prisoners received contributes to high turnover, and the range of prisoner needs requires flexible management.

The prison is divided into a number of different units, many of which have different roles or functions, and accommodate different groups of prisoners (eg mainstream, protection, remand, workforce). A 15 bed statewide secondary psychiatric facility (the Acute Assessment Unit) is also located at MAP.

**Service provider** Corrections Victoria

## Prisoner profile at 30 June 2004

		No.	%
Number of prisoners	As at 30 June 2004	251	
Age	Under 25	58	23.1
	25–39	147	58.6
	40–54	40	15.9
	55 and over	6	2.4
Indigenous Status	Aboriginal and Torres Strait Islander	12	4.8
Legal Status	Not Convicted	115	45.8
	Convicted	136	54.2
Security rating	Maximum	187	74.5
	Medium	51	20.3
	Minimum	13	5.2
Most Serious Offences	Offences against the person	52	20.7
	<i>Murder – 9</i>		
	<i>Sex offences – 9</i>		
	Robbery and extortion	22	8.8
	Offences against property	85	33.9
	Offences against good order	41	16.3
	Drug offences	23	9.2
	Traffic offences	20	8.0
Other	8	3.2	
Effective Sentence Length	Unsentenced	121	48.2
	Less than 12 months	108	43.0
	1 < 5 years	20	8.0
	5 < 10 years	2	0.8
	10 Years or more (including Life, Governor's Pleasure)	-	-
Unknown	-	-	
Time Remaining to Serve	Prisoners with less than 12 months of their sentence remaining to serve	112	44.6
Previous Imprisonment	Known prior adult imprisonment, including episodes on remand	171	68.1
Identified Drug Users	Current IDU status (IDU.1 or above)	5	2.0
	Previous IDU status (IDU.N)	16	6.4
	Not an Identified Drug User	230	91.6
Protection Prisoners	Current Protection Status	30	12.0

# 65 Port Phillip Prison

**Prison security level** Secure (Maximum security)

**Prison capacity** Design capacity: 614 Temporary capacity: 130.

**Function** Opened in September 1997, Port Phillip Prison is the most complex men's prison in Victoria. Accommodation is provided in 13 units built with single cells and this multi-purpose prison provides a mix of remand and sentenced, mainstream, protection and specialist accommodation for maximum, medium and minimum security prisoners, including:

- the primary male remand prison for Victoria;
- a management/security unit for male prisoners;
- protection accommodation for male remand and sentenced prisoners;
- a 20-bed inpatient hospital unit (in addition to the design capacity) providing secondary inpatient and outpatient health services for the State;
- a psycho-social unit for male prisoners;
- a special care unit for male prisoners who require special regimes such as vulnerable, physically disabled or intellectually disabled prisoners; and
- short term accommodation for prisoners awaiting transfer to other prisons or pending resolution of health or legal matters.

**Service provider** GSL Custodial Services Pty Ltd

## Prisoner profile at 30 June 2004

		No.	%
Number of prisoners	As at 30 June 2004	733	
Age	Under 25	151	20.6
	25–39	402	54.8
	40–54	150	20.5
	55 and over	30	4.1
Indigenous Status	Aboriginal and Torres Strait Islander	48	6.5
Legal Status	Not Convicted	439	59.9
	Convicted	294	40.1
Security rating	Maximum	518	70.7
	Medium	192	26.2
	Minimum	23	3.1
Most Serious Offences	Offences against the person	254	34.7
	<i>Murder – 92</i>		
	<i>Sex offences – 66</i>		
	Robbery and extortion	119	16.2
	Offences against property	192	26.2
	Offences against good order	30	4.1
	Drug offences	104	14.2
	Traffic offences	8	1.1
	Other	26	3.5
Effective Sentence Length	Unsentenced	439	59.9
	Less than 12 months	103	14.1
	1 < 5 years	126	17.2
	5 < 10 years	27	3.7
	10 Years or more (including Life, Governor's Pleasure)	38	5.2
	Unknown	-	-
Time Remaining to Serve	Prisoners with less than 12 months of their sentence remaining to serve	169	23.1
Previous Imprisonment	Known prior adult imprisonment, including episodes on remand	459	62.6
Identified Drug Users	Current IDU status (IDU.1 or above)	62	8.5
	Previous IDU status (IDU.N)	103	14.1
	Not an Identified Drug User	568	77.5
Protection Prisoners	Current Protection Status	148	20.2

# 66 Tarrengower Prison

**Prison security level** Open (Minimum security)

**Prison capacity** Design capacity: 38 beds Temporary capacity: 16 beds

Opened in 1987, the prison has ten self-contained units with single room accommodation. The temporary capacity includes a 12-bed unit that was added in December 2002.

**Function** Women's prison with an emphasis on release preparation and community integration.

**Service provider** Corrections Victoria

## Prisoner profile at 30 June 2004

		No.	%
Number of prisoners	As at 30 June 2004	47	
Age	Under 25	3	6.4
	25-39	24	51.1
	40-54	15	31.9
	55 and over	5	10.6
Indigenous Status	Aboriginal and Torres Strait Islander	1	2.1
Legal Status	Not Convicted	-	-
	Convicted	47	100.0
Security rating	Maximum	-	-
	Medium	-	-
	Minimum	47	100.0
Most Serious Offences	Offences against the person	9	19.1
	<i>Murder - 2</i>		
	<i>Sex offences - 0</i>		
	Robbery and extortion	5	10.6
	Offences against property	21	44.7
	Offences against good order	-	-
	Drug offences	8	17.0
	Traffic offences	1	2.1
Effective Sentence Length	Other	3	6.4
	Unsentenced	-	-
	Less than 12 months	14	29.8
	1 < 5 years	28	59.6
	5 < 10 years	4	8.5
	10 Years or more (including Life, Governor's Pleasure)	1	2.1
Time Remaining to Serve	Unknown	-	-
	Prisoners with less than 12 months of their sentence remaining to serve	32	68.1
Previous Imprisonment	Known prior adult imprisonment, including episodes on remand	15	31.9
Identified Drug Users	Current IDU status (IDU.1 or above)	-	-
	Previous IDU status (IDU.N)	4	8.5
	Not an Identified Drug User	43	91.5
Protection Prisoners	Current Protection Status	4	8.5

# 67 Won Wron Prison

**Prison security level** Open (Minimum security)

**Prison capacity** Design capacity: 127-bed open prison farm

Opened in 1964, accommodation is primarily in small dormitories holding four prisoners, and a limited number of single cells.

**Function** Prison farm for minimum security male prisoners, with a focus on reparation and community work.


**Service provider** Corrections Victoria

Note: Won Wron Prison was officially decommissioned on 4 February 2005.

## Prisoner profile at 30 June 2004

		No.	%
Number of prisoners	As at 30 June 2004	70	
Age	Under 25	8	11.4
	25–39	43	61.4
	40–54	17	24.3
	55 and over	2	2.9
Indigenous Status	Aboriginal and Torres Strait Islander	3	4.3
Legal Status	Not Convicted	-	-
	Convicted	70	100.0
Security rating	Maximum	-	-
	Medium	-	-
	Minimum	70	100.0
Most Serious Offences	Offences against the person	16	22.9
	<i>Murder – 2</i>		
	<i>Sex offences – 0</i>		
	Robbery and extortion	4	5.7
	Offences against property	21	30.0
	Offences against good order	10	14.3
	Drug offences	6	8.6
	Traffic offences	11	15.7
Effective Sentence Length	Other	2	2.9
	Unsentenced	-	-
	Less than 12 months	45	64.3
	1 < 5 years	21	30.0
	5 < 10 years	1	1.4
	10 Years or more (including Life, Governor's Pleasure)	3	4.3
Unknown	-	-	
Time Remaining to Serve	Prisoners with less than 12 months of their sentence remaining to serve	70	100.0
Previous Imprisonment	Known prior adult imprisonment, including episodes on remand	45	64.3
Identified Drug Users	Current IDU status (IDU.1 or above)	-	-
	Previous IDU status (IDU.N)	6	8.6
	Not an Identified Drug User	64	91.4
Protection Prisoners	Current Protection Status	-	-

Definitions  
Explanatory Notes  
Appendix



# Definitions and Explanatory Notes

<b>Term</b>	<b>Definition</b>
Age	The prisoner's age in years as at 30 June (for census data), or the age in years at the time of reception into prison custody (for reception data).
Country of Birth	The country of birth of the prisoner is determined from prisoner interviews.
Design Capacity	Design Capacity is the number of permanent places available in which to house prisoners. The figure excludes loss of privilege cells, management cells used only on a short-term basis, observation cells, hospital beds and temporary beds. It also excludes any additional beds that have been placed in cells over and above their designated capacity (e.g. single cells which have been double-bunked are counted as single person accommodation) and temporary accommodation.
Education Level	The highest level of education attained by the prisoner at the time of reception into prison custody. Education level is determined from prisoner interviews. Education and/or training subsequently undertaken by a prisoner while in custody is not reflected.
Employment Status	Employment status of prisoner at the time of reception into prison custody. Employment status is determined from prisoner interviews.
Expected Time to Serve	The period of imprisonment which a convicted prisoner is expected to serve and in most cases refers to the time elapsed between the date of reception for this episode and the earliest date of release. This calculation is based on the minimum sentence, if one has been imposed. If no minimum sentence has been imposed, the earliest date of release is based on the fixed term sentence.
Imprisonment Rates	Imprisonment rates are expressed per 100,000 adult population or, for tables relating to indigenous prisoners, per 100,000 adult indigenous population. Adult population figures are for persons aged 17 years and over. Imprisonment rates enable comparisons across jurisdictions within Australia.
Indigenous Prisoners	Prisoners who are identified as Aboriginal or Torres Strait Islander. All prisoners are asked whether they identify as Aboriginal or Torres Strait Islander on reception into custody.
Known Prior Adult Imprisonment	Data for 2000–2002 includes episodes on remand and fine default as well as previous episodes under sentence. It is therefore possible that a 'prior episode' may have been a period of remand in relation to the same offence. Data for 2003 and 2004 only relates to prior sentenced episodes (including fine default).
Legal Status	Determined by the warrants or court orders which provide the legal basis for the detention in custody of the prisoner. Where a prisoner is undergoing a sentence of imprisonment but also has outstanding legal matters, the sentenced status takes precedence.
Marital Status	The actual (not necessarily legal) marital status of a prisoner at the time of reception into prison custody.
Most Serious Offence/Charge (MSO or MSC)	<p>For sentenced prisoners, this is the offence for which the prisoner has received the longest sentence in the 'current episode' for a single count of the offence, regardless of the possible result of any appeals, and regardless of whether the sentence for that offence has actually expired at the census date. Where sentences are equal, or the longest sentence cannot be determined, the MSO is the offence with the lowest Australian National Classification of Offences (ANCO) code (see Appendix 1 for ANCO categories).</p> <p>For unsentenced prisoners, whether convicted or not, the MSC is the charge which carries the longest statutory maximum penalty. Where penalties are equal, the MSC is the charge with the lowest ANCO code. [ABS]</p>
Open Custody	A custodial regime for managing prisoners that does not require them to be confined by a secure perimeter physical barrier, irrespective of whether a physical barrier exists.

# Definitions and Explanatory Notes

<b>Term</b>	<b>Definition</b>
<b>Prison Receptions</b>	Persons who enter corrective services custody from the community, having been remanded in custody on charges pending court hearings or having received a sentence of imprisonment as an outcome of a court proceeding. It excludes prisoners received on transfer from other Victorian prisons or returned to prison custody after further court hearings. A person remanded into custody or sentenced to prison more than once will be counted on each occasion.
<b>Prison Utilisation Rate</b>	The Prison utilisation rate as at 30 June is the Prisoner Population as at 30 June expressed as a percentage of the design capacity at that same date.
<b>Prisoner Population</b>	The number of prisoners physically present in gazetted prisons. It excludes prisoners held in police cells, retained overnight at court, otherwise temporarily absent from the prison or held by the Department of Human Services, as well as adult prisoners held in juvenile detention centres. (see also Average Prisoner Population)
<b>Secure Custody</b>	A custodial regime for managing prisoners that requires them to be confined by a secure physical barrier.
<b>Security Classification</b>	Security classification is an attribute of the prisoner, not the prison. Therefore, it is possible to have prisoners classified at a different level to that of the institution. The classification categories are maximum, medium and minimum. In Victoria, all prisoners are classified as maximum security at reception into custody. The formal classification of prisoners occurs after sentencing and the prisoner is reclassified as appropriate.
<b>Security Level</b>	Security level is an attribute of the prison, not the prisoner. The security level of a prison is described as either: Open or Secure, or Maximum, Medium or Minimum.  The Secure category comprises maximum and medium prisons and the Open category comprises the minimum prisons.
<b>Sentenced Prisoners</b>	Those persons who have received a term of imprisonment from a court. This includes offenders who have been given an indeterminate sentence or custodial order, or those who have received a Life sentence. Also included are prisoners who are serving a sentence for non-payment of a fine ('fine default'), prisoners who are sentenced but awaiting the outcome of an appeal, sentenced prisoners who also have active remand warrants against them ('dual status'), and prisoners who are unfit to plead or not guilty on the grounds of insanity.
<b>Sentenced Receptions</b>	Persons who enter corrective services custody from the community, having received a sentence of imprisonment as an outcome of a court proceeding. It also includes persons sentenced to imprisonment while held in prison on remand (ie. change status from a remand to a sentenced prisoner). Sentenced prisoners in custody who receive a further sentence of imprisonment are not counted as sentenced receptions.
<b>Unsentenced Prisoners</b>	Those persons who have been placed in custody while awaiting the outcome of their court hearing. They may be unconvicted (remanded), or convicted but awaiting sentenced (remanded for sentencing). Persons who are held in an adult prison awaiting deportation are also included in this category.

# Appendix

## Appendix I Australian National Classification of Offences (ANCO)

The offence categories used for national correctional statistics published by the Australian Bureau of Statistics are based on Australian National Classification of Offences (ANCO), 1985 (ABS Cat. no. 1234.0). This classification is designed to provide a national framework for classifying offences for statistical purposes. The following table indicates the way ANCO categories are aggregated for the purposes of this publication.

Statistical Profile Categories	ANCO Categories
<b>Offences Against the Person</b>	
Homicide	11 Homicide
Murder	111 Murder
Other homicide	112 Attempted murder 113 Conspiracy to murder 114 Manslaughter 115 Driving causing death 119 Homicide, unspecified
Assault	12 Assault (excluding sexual assault)
Sex offences	13 Sexual assaults and offences
Other offences against the person	14 Other offences against persons
<b>Robbery and Extortion</b>	
Robbery	21 Robbery
Extortion	22 Blackmail and extortion
<b>Property Offences</b>	
Break and enter	31 Breaking and entering, burglary etc
Fraud and misappropriation	32 Fraud and misappropriation
Receiving	33 Handling stolen goods
Other theft	35 Theft / illegal use of motor vehicle 39 Other theft
Property damage / environmental offences	41 Property damage 42 Environmental offences
<b>Offences Against Good Order</b>	
Government security / justice procedures offences	51 Offences against government security etc 52-54 Offences against justice procedures (incl. breaches of community based orders, suspended sentences, parole, Intensive Correction Orders, etc.)
Unlawful possession of weapons	55 Unlawful possession of weapons
Other offences against good order	57-59 Other offences against good order
<b>Drug Offences</b>	
Possession / use drugs	61 Possession and/or use of drugs
Deal / traffic drugs	64 Importing and exporting drugs 65 Dealing and trafficking in drugs
Manufacture / grow drugs	66 Manufacture and growing drugs 69 Other drug offences
<b>Motor Vehicle, Traffic and Related Offences</b>	
Driving offences	71 Driving under influence of alcohol/drugs 72 Dangerous, reckless or negligent driving
Licence / registration offences	73-75 Driving licence offences
Other traffic offences	79 Other motor vehicle, traffic and related offences
<b>Other Offences</b>	
Other offences	81 Company legislation 82 Banking, financial institution and insurance 83-88 Other federal, State and Territory legislation
Offences in custody	89 Offences-in-custody

From Prisoners in Australia, 1997 – A report prepared for the Corrective Services Ministers' Council by the National Corrective Services Statistics Unit, Australian Bureau of Statistics, September 1998.

**Corrections Victoria**

GPO BOX 123A  
Melbourne VIC 3001  
Australia

Telephone +61 3 9627 6600

Facsimile +61 3 9627 6611

[www.justice.vic.gov.au](http://www.justice.vic.gov.au)

Email [corrections@justice.vic.gov.au](mailto:corrections@justice.vic.gov.au)

DEPARTMENT  
OF JUSTICE

