



# STEPPING THROUGH THE LOOKING GLASS

IS CORRECTIONAL  
HEALTH CARE ALL THAT  
DIFFERENT ?

Presented by : Amanda  
Smith

Women Offenders Conference  
4<sup>th</sup> and 5<sup>th</sup> December 2007


---



- Confinement
- Stereotypes
- Loss of Liberty
- Loss of Privacy
- Rules
- Loss of Choice



- Medical Centre
- Sick Parade
- Medical Requests
- Sick Certificate



- Health Centre
- Nurse Triage Clinic
- Health Requests
- Unfit for Usual Duties

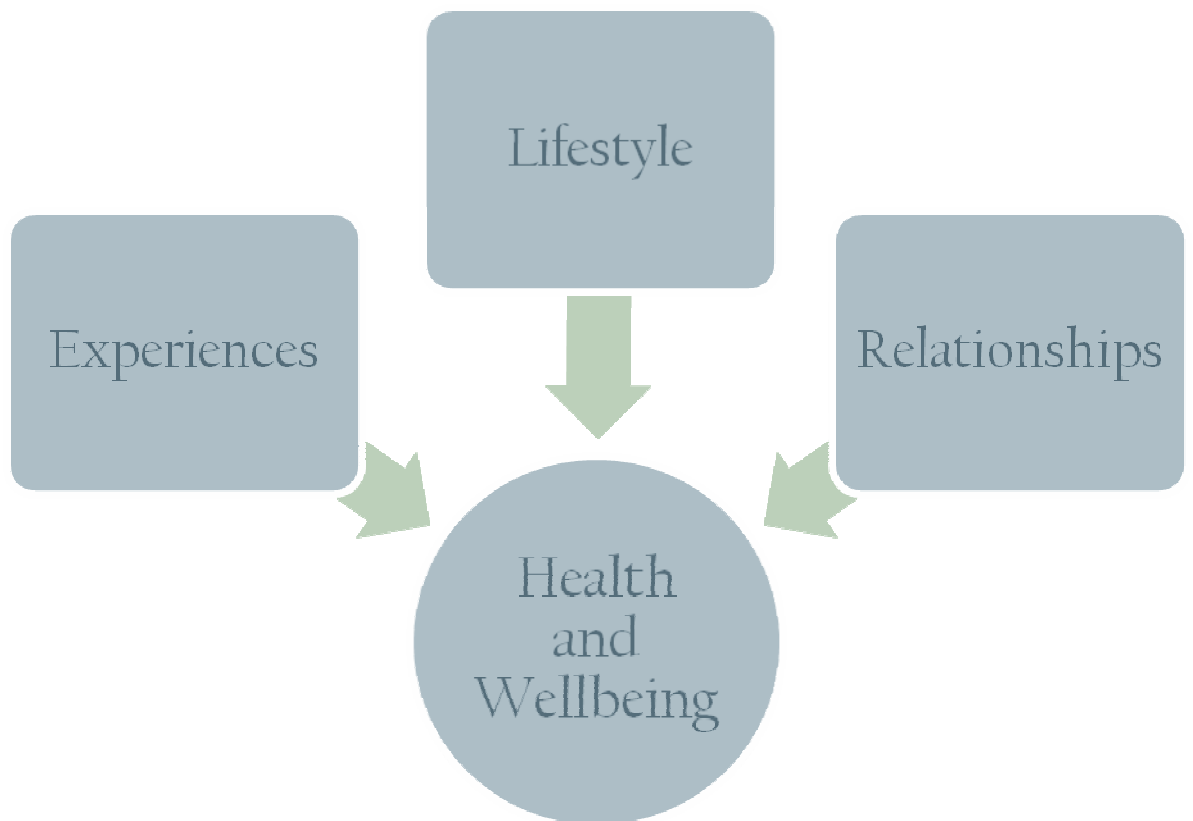


# What is Meant by Health ?

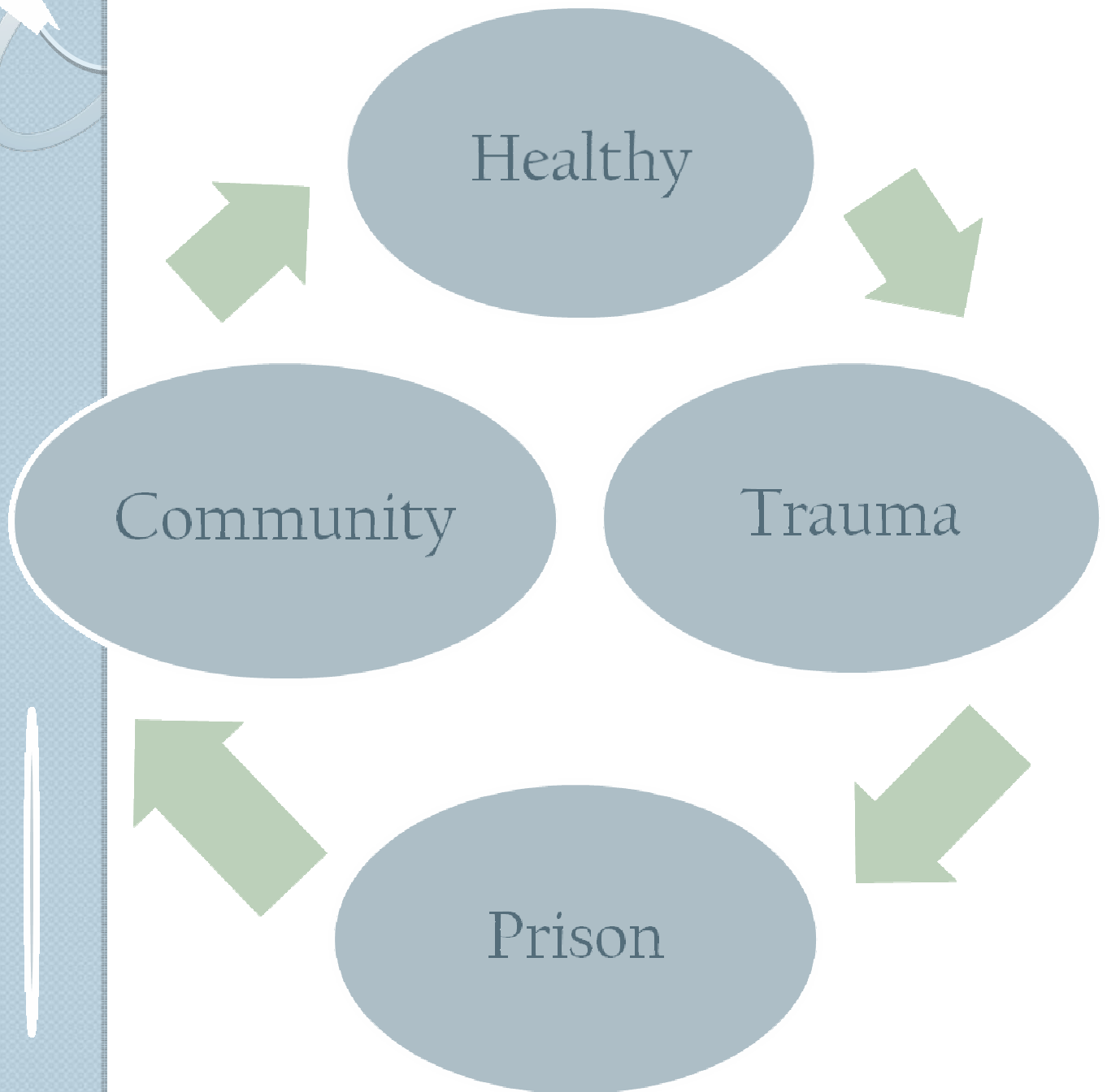
World Health Organisation  
defined health as a

“state of complete physical,  
mental and social wellbeing and  
not merely the absence of  
disease“

# Factors Affecting Health and Wellbeing



# Health Trauma Cycle



## **PSH Health Care Model features 5 main elements**

- Early detection and assessment
- Prompt and effective treatment
- Preventative health measures
- Comprehensive health education
- Discharge Planning

### **Reception Assessment**

- General Background
- Medical Background
- Drug and Alcohol
- BBV / STI
- Sexual and Reproductive Health
- Mental Health / BPRS

### **Discharge Planning**

- Commence at Reception
- Collaborative interface between criminal justice and health care
- Continuity of treatment, interventions and social support

### **Victorian Prisoner Health Survey ( 2003 )**

- 31% women diagnosed with mental health problem
- 24% diagnosed with depression
- Asthma and back problems
- 2/3 reported using illicit drugs

### **Staffing Profile**

- Health Services Manager
- Administrative Support Officer
- RN's and RPN's
- Medical Practitioners
- Pharmacist
- Dentist
- Consultant Psychiatrist
- Physio, Optometry, Podiatry

## **Future Directions**

Today's women's health programs are going beyond the foundation that has traditionally been built with obstetric and gynaecological programs to expand the depth and breadth of care provided to women. Research studies demonstrate that domestic violence, depression, sexual assault, poor body image, esteem issues, and pain management are all emerging as important well being issues for women.

The PSH model of health care recognizes correctional facilities to be an integral part of the community. When we identify that inmates are temporarily displaced community members, incarceration can be viewed as a unique opportunity to reach a seriously at-risk population

### Specialist Nurse Clinics and Education Programs

- Nurse Triage Clinic
- Nurse Clinic
  - : Pathology
  - : Chronic Health Care Plans
  - : Wound Management
- Sleep Clinic
- Pain Management
- OSTP Clinic
- Discharge Planning Co-ordinator
- Vietnamese Liaison Nurse
- Diabetes Educator
- Asthma Clinic
- Sexual Health/Family Planning
- Public Health Clinic ( BBV )
- Well Women's Clinic
  - : Breast Screening
  - Osteoporosis Screening
  - : Menopause
- Women's Health Clinic
  - : Weight Management
  - : Body Image
  - : Dietary Plans
- Maternal Health

### Comprehensive Medical Practitioner Services

- General Practitioners ( including 3 female GP's )
- Obstetrician
- Sexual Health Specialist
- Drug and Alcohol Specialist
- Consultant Psychiatrist
- Dentist

From a public health perspective, the state of health or illness of the correctional population reflects the state of health or illness of the community of which they are a part.



Thankyou for  
listening.

Any Questions ?