

FACT SHEET 5

PARTICIPATION IN GAMBLING ACTIVITIES

PARTICIPATION IN GAMBLING – ALL VICTORIAN ADULTS

Approximately 73% of Victorian adults reported participating in some form of gambling in the past 12 months. →

PARTICIPATION IN GAMBLING ACTIVITIES – ALL VICTORIAN ADULTS

The highest-participation gambling activities played by Victorian adults in the past 12 months were lotto/Powerball/pools (47.5% adults), followed by raffles/sweeps/competitions (42.88%), poker machines or electronic gaming machines (EGMs) (21.46%), horse/harness/greyhound racing (excluding sweeps) (16.40%) and scratch tickets (15.31%). ↓

FIGURE A.
 ADULT GAMBLING PARTICIPATION

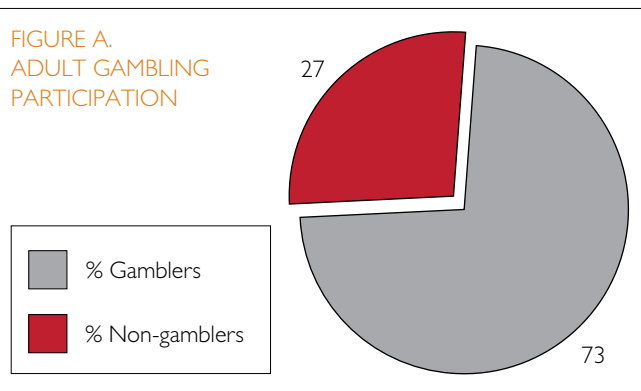
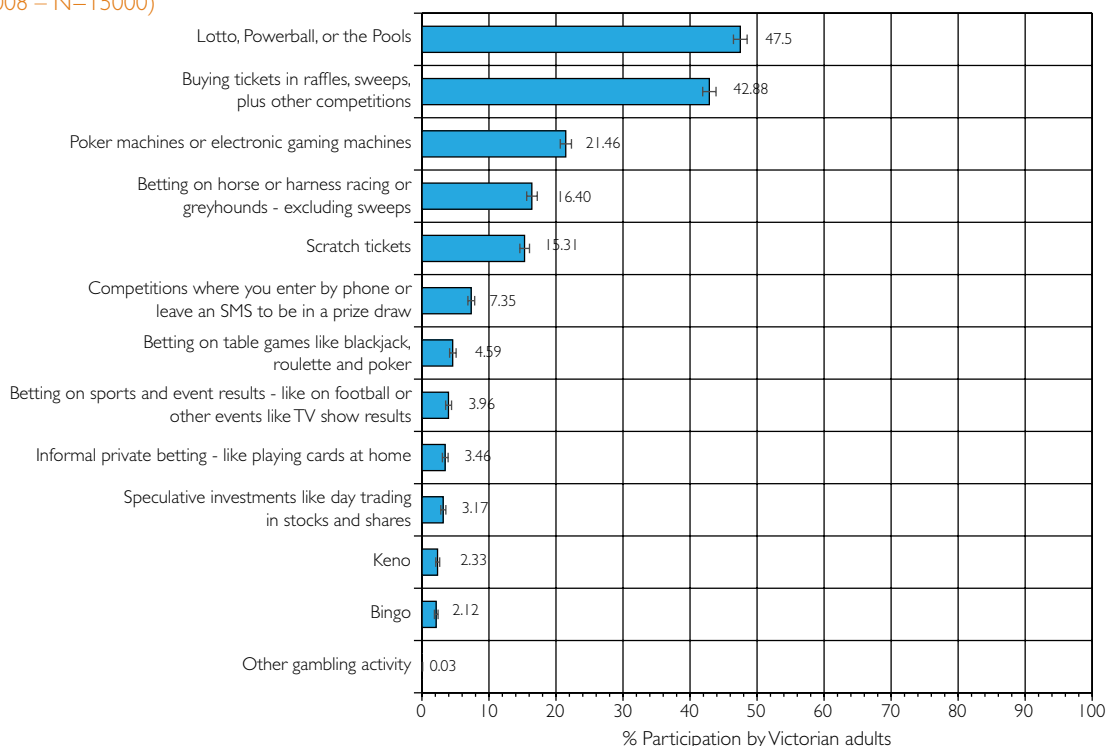


FIGURE B. PARTICIPATION IN DIFFERENT GAMBLING ACTIVITIES IN VICTORIA IN PAST YEAR – ALL VICTORIAN ADULTS (JULY-OCTOBER 2008 – N=15000)



a. Question – On which of the following activities have you spent any money on in the past 12 months? (Base: All Victorian adults)

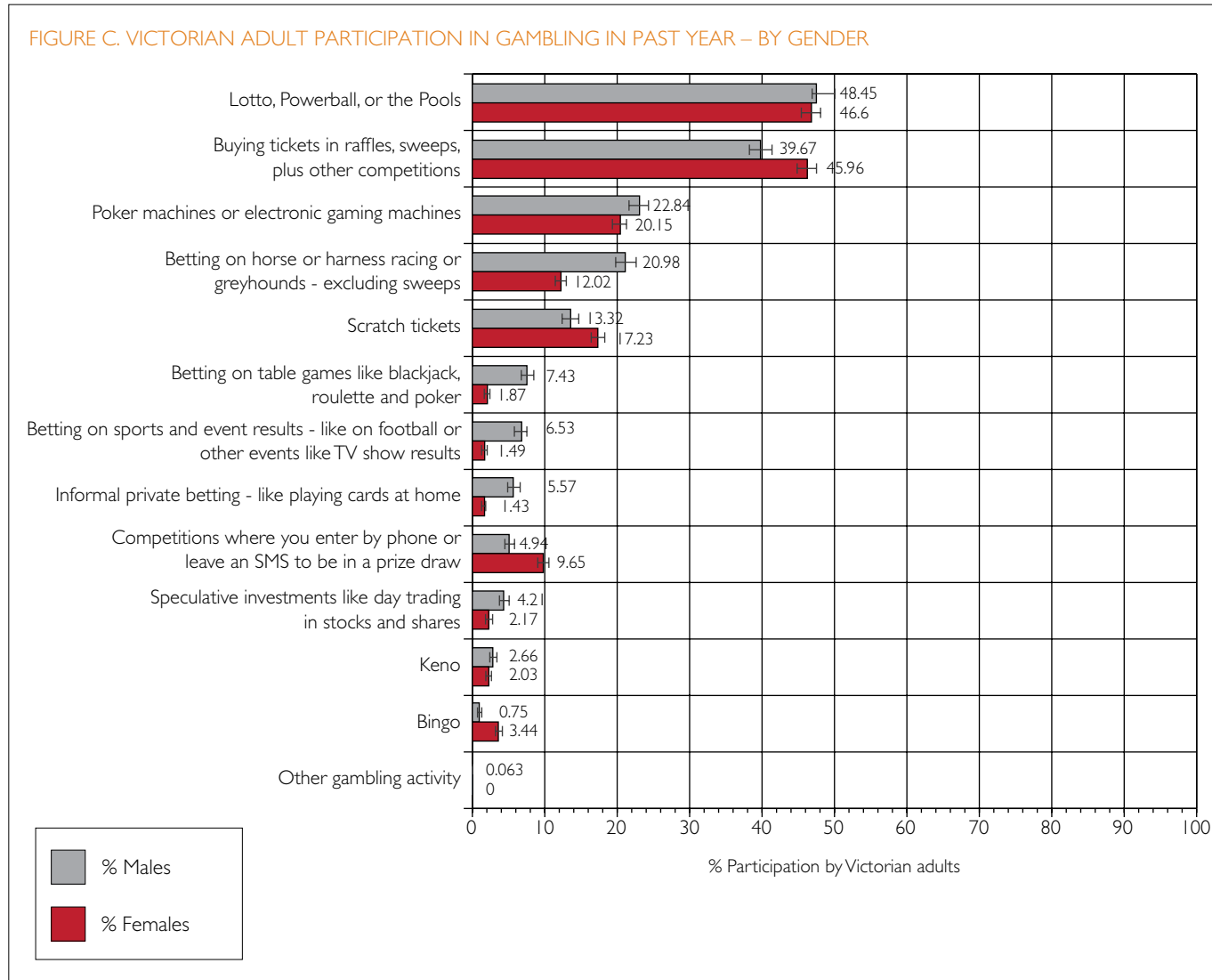
PARTICIPATION IN GAMBLING ACTIVITIES – BY GENDER

The study results show that males are significantly more likely than females to play the following activities: informal private betting, playing EGMs, betting on table games (e.g. blackjack), betting on horse/harness/greyhound racing, betting on sports events, Keno and speculative investments.

Conversely, females are significantly more likely than males to participate in scratch tickets, bingo, phone-in/SMS competitions and to purchase tickets in raffles/sweeps/competitions.

There is no difference in gender participation in relation to lotto/Powerball/Pools.

FIGURE C. VICTORIAN ADULT PARTICIPATION IN GAMBLING IN PAST YEAR – BY GENDER



PARTICIPATION IN GAMBLING ACTIVITIES – BY AGE

The study examined participation in gambling activities for different age groups. Compared to the Victorian adult population, results are as follows:

The 18-24 year age group are significantly more likely to participate in:

- informal private betting – like playing cards at home
- poker machines or EGMs
- table games like blackjack, roulette and poker
- sports and event results – like on football or other events like TV shows.

The 25-34 year age group are significantly more likely to participate in:

- informal private betting – like playing cards at home
- table games like blackjack, roulette and poker
- betting on horse or harness racing or greyhounds (excluding sweeps)
- sports and event results – like on football or other events like TV shows
- competitions where you enter by telephone or leave an SMS to enter a prize draw.

The 35-49 year age group are significantly more likely to participate in:

- betting on horse or harness racing or greyhounds – excluding sweeps
- lotto, Powerball, or the Pools
- competitions where you enter by telephone or leave an SMS to enter a prize draw
- buying tickets in raffles, sweeps or other competitions.

The 50-64 year age group are significantly more likely to participate in:

- poker machines or EGMs
- lotto, Powerball, or the Pools
- buying tickets in raffles, sweeps or other competitions

The 65+ year age group are significantly more likely to participate in:

- bingo.