

# Statistical Profile of the Victorian Prison System

2005 – 06 to 2009 – 10



DEPARTMENT  
OF JUSTICE

Victoria



# Statistical Profile of the Victorian Prison System

2005-06 to 2009-10

© Copyright State of Victoria 2010

This publication is copyright. Apart from any use as permitted under the *Copyright Act 1968* or by individuals for study purposes, no part of this publication may be reproduced without permission. In all cases the source of the material must be acknowledged when reproducing or quoting any part of this publication.

ISSN 1442-1135 (print)  
ISSN 1834-7657 (electronic)

Contact for permission to copy or for further information:

Corrections Victoria  
GPO Box 123  
Melbourne Vic 3001  
Australia

# Foreword

I am delighted to introduce the eleventh edition of the *Statistical Profile of the Victorian Prison System*, which has been prepared by the Research and Evaluation Unit of Corrections Victoria in the Victorian Department of Justice.

This statistical publication profiles the major characteristics of the prisoner population over the last five years, as well as providing profiles of the key characteristics of the prisoner population at each of the State's 14 prisons as at 30 June 2010.

This document is a valuable factual reference tool for those with an interest in prison population trends in Victoria. It is also an important planning tool for Corrections Victoria, as we assess the evolving nature of the State's prison population as part of our contribution to the efficiency and effectiveness of the State's criminal justice system.

The previous ten publications in this series have all been well received, and I am confident that this eleventh edition will continue to contribute to informed debate about our prison system.

I welcome any comments that readers might have about both the content and the presentation of this publication.



**Robert J Hastings APM**  
**Commissioner**  
October 2010

# Contents

<b>Preface</b>	<b>6</b>
<b>System Configuration and Prisoner Population Trends</b>	<b>7</b>
<b>Key Findings</b>	<b>11</b>
<b>Prisoner Census Data</b>	<b>15</b>
<b>Prisoner Receptions</b>	<b>41</b>
<b>Indigenous Prisoners Data (Census and Reception Data)</b>	<b>53</b>
<b>Prison Profiles</b>	<b>73</b>
<b>Definitions and Explanatory Notes</b>	<b>87</b>
<b>Appendices</b>	
Appendix I Australian National Classification of Offences (ANCO)	89
<b>Figures</b>	
Figure 1 Persons in custody in prisons and police cells June 2000 to June 2010	8
Figure 2 Prisoner numbers and prison operational capacity - men's prisons at 30 June 2006 to 30 June 2010	9
Figure 3 Prisoner numbers and prison operational capacity - women's prisons at 30 June 2006 to 30 June 2010	10
Figure 4 Total prisoner population at 30 June 2000 to 30 June 2010	11
<b>Tables</b>	
<b>System Configuration and Prisoner Population Trends</b>	
Table 1 Victoria's prisons at 30 June 2010	7
Table 2 Prisoner population at 30 June 2006 to 30 June 2010	8
Table 3 Prison operational capacity at 30 June 2006 to 30 June 2010	9
Table 4 Prison operational utilisation rate at 30 June 2006 to 30 June 2010	9
Table 5 Prisoner receptions and discharges 2005-06 to 2009-10	10
<b>Prisoner Census Data</b>	
Table 6 Historical summary - male prisoners at 30 June	15
Table 7 Historical summary - female prisoners at 30 June	16
Table 8 Historical summary - all prisoners at 30 June	17
Table 9 All prisoners, by sex and age at 30 June	18
Table 10 All prisoners, by sex, age and imprisonment rate at 30 June	19
Table 11 Imprisonment rates - Victoria at 30 June	20
Table 12 All prisoners, by sex and known prior adult imprisonment at 30 June	21
Table 13 All prisoners, by sex and legal status at 30 June	22
Table 14 All prisoners, by sex and security rating at 30 June	23
Table 15 Sentenced prisoners, by most serious offence - male prisoners at 30 June	24
Table 16 Sentenced prisoners, by most serious offence - female prisoners at 30 June	25
Table 17 All sentenced prisoners, by most serious offence at 30 June	26
Table 18 Sentenced prisoners, by sex and expected time to serve at 30 June	27
Table 19 Unsented prisoners, by most serious charge - male prisoners at 30 June	28
Table 20 Unsented prisoners, by most serious charge - female prisoners at 30 June	29
Table 21 All unsented prisoners, by most serious charge at 30 June	30
Table 22 Unsented prisoners, by level of court of remand and time already served on remand at 30 June	31
Table 23 All prisoners, by most serious offence/charge - male prisoners at 30 June	32
Table 24 All prisoners, by most serious offence/charge - female prisoners at 30 June	33
Table 25 All prisoners, by most serious offence/charge at 30 June	34

# Contents

Table 26	All prisoners, by sex and country of birth at 30 June	35
Table 27	All prisoners, by sex and first language of country of birth at 30 June	36
Table 28	All prisoners, by sex and highest level of education (on reception) at 30 June	37
Table 29	All prisoners, by sex and employment status (on reception) at 30 June	38
Table 30	All prisoners, by sex and marital status (on reception) at 30 June	39

## Prisoner Receptions

---

Table 31	All prisoner receptions, by sex and age	41
Table 32	All prisoner receptions, by sex and legal status on reception	42
Table 33	All prisoner receptions, by most serious offence/charge - male prisoners	43
Table 34	All prisoner receptions, by most serious offence/charge - female prisoners	44
Table 35	All prisoner receptions, by most serious offence/charge	45
Table 36	All prisoner receptions, by sex and country of birth	46
Table 37	All prisoner receptions, by sex and first language of country of birth	47
Table 38	Sentenced prisoner receptions, by sex and expected time to serve	48
Table 39	Sentenced prisoner receptions, by most serious offence - male prisoners	49
Table 40	Sentenced prisoner receptions, by most serious offence - female prisoners	50
Table 41	All sentenced prisoner receptions, by most serious offence	51

## Indigenous Prisoners (Census and Reception Data)

---

Table 42	All prisoners, by sex and Indigenous status at 30 June	53
Table 43	All Indigenous prisoners, by sex and age at 30 June	54
Table 44	All Indigenous prisoners, by sex, age and imprisonment rate at 30 June	55
Table 45	Indigenous imprisonment rates - Victoria at 30 June	56
Table 46	All Indigenous prisoners, by sex and known prior adult imprisonment at 30 June	57
Table 47	All Indigenous prisoners, by sex and legal status at 30 June	58
Table 48	All Indigenous prisoners, by most serious offence/charge - male prisoners at 30 June	59
Table 49	All Indigenous prisoners, by most serious offence/charge - female prisoners at 30 June	60
Table 50	All Indigenous prisoners, by most serious offence/charge at 30 June	61
Table 51	Sentenced Indigenous prisoners, by sex and expected time to serve at 30 June	62
Table 52	All Indigenous prisoners, by sex and highest level of education (on reception) at 30 June	63
Table 53	All Indigenous prisoners, by sex and employment status (on reception) at 30 June	64
Table 54	All Indigenous prisoner receptions, by sex and age	65
Table 55	All Indigenous prisoner receptions, by sex and legal status on reception	66
Table 56	All Indigenous prisoner receptions, by most serious offence/charge - male prisoners	67
Table 57	All Indigenous prisoner receptions, by most serious offence/charge - female prisoners	68
Table 58	All Indigenous prisoner receptions, by most serious offence/charge	69
Table 59	Sentenced Indigenous prisoner receptions, by sex and expected time to serve	70
Table 60	Sentenced Indigenous prisoner receptions, by most serious offence	71

## Prison Profiles

---

Table 61	Ararat Prison	73
Table 62	Barwon Prison	74
Table 63	Beechworth Correctional Centre	75
Table 64	Dame Phyllis Frost Centre	76
Table 65	Dhurringile Prison	77
Table 66	Fulham Correctional Centre	78
Table 67	Judy Lazarus Transition Centre	79
Table 68	Langi Kal Kal Prison	80
Table 69	Loddon Prison	81
Table 70	Marngoneet Correctional Centre	82
Table 71	Melbourne Assessment Prison	83
Table 72	Metropolitan Remand Centre	84
Table 73	Port Phillip Prison	85
Table 74	Tarrengower Prison	86

# Preface

This publication, the eleventh in a regular series, contains data for the five year period from 30 June 2006 to 30 June 2010 derived from data collected for the National Prisoner Census by Corrections Victoria. Part of this data is produced and published annually by the Australian Bureau of Statistics in its publication *Prisoners in Australia* (Catalogue No. 4517.0), the 2010 edition of which will be released on 9 December 2010.

Data relating to prisoner receptions is derived from prisoner reception records from the Prisoner Information Management System. It is accurate at the time of publication.

The tables in this publication profile the demographic and sentence characteristics of the prisoner population, which set the context for the delivery of prison services.


The following types of data are presented:

**Census data** - relates to all prisoners in custody on 30 June ("census" or "annual stock" data). "Stock" data provides a snapshot of the prison population at a particular point in time. Prisoners who are serving long sentences tend to be relatively over-represented in this data.

**Flow data** - or "throughput" data is equally important in accurately describing the prisoner population:

- Reception data - flow data that provides a picture of the characteristics of all of the prisoners who have been received into custody over a specified period of time, in this case a financial year.
- Discharge data - flow data that relates to all of the prisoners who have been discharged from custody over a specified period of time, also in this case a financial year.

# System Configuration and Prisoner Population Trends





# System Configuration and Prisoner Population Trends

At 30 June 2010 the Victorian prison system comprised fourteen prisons. Each prison performs significantly different functions, provides services to prisoners with differing treatment and supervision needs, and is unique in terms of its size, location, security level and physical infrastructure, including accommodation.

Eleven prisons are operated by the public provider, Corrections Victoria, two are privately managed prisons, and there is one transition centre.

Prison profiles for each of the fourteen prisons are provided on pages 73- 86 of this report.

**Table 1** Victoria's Prisons at 30 June 2010

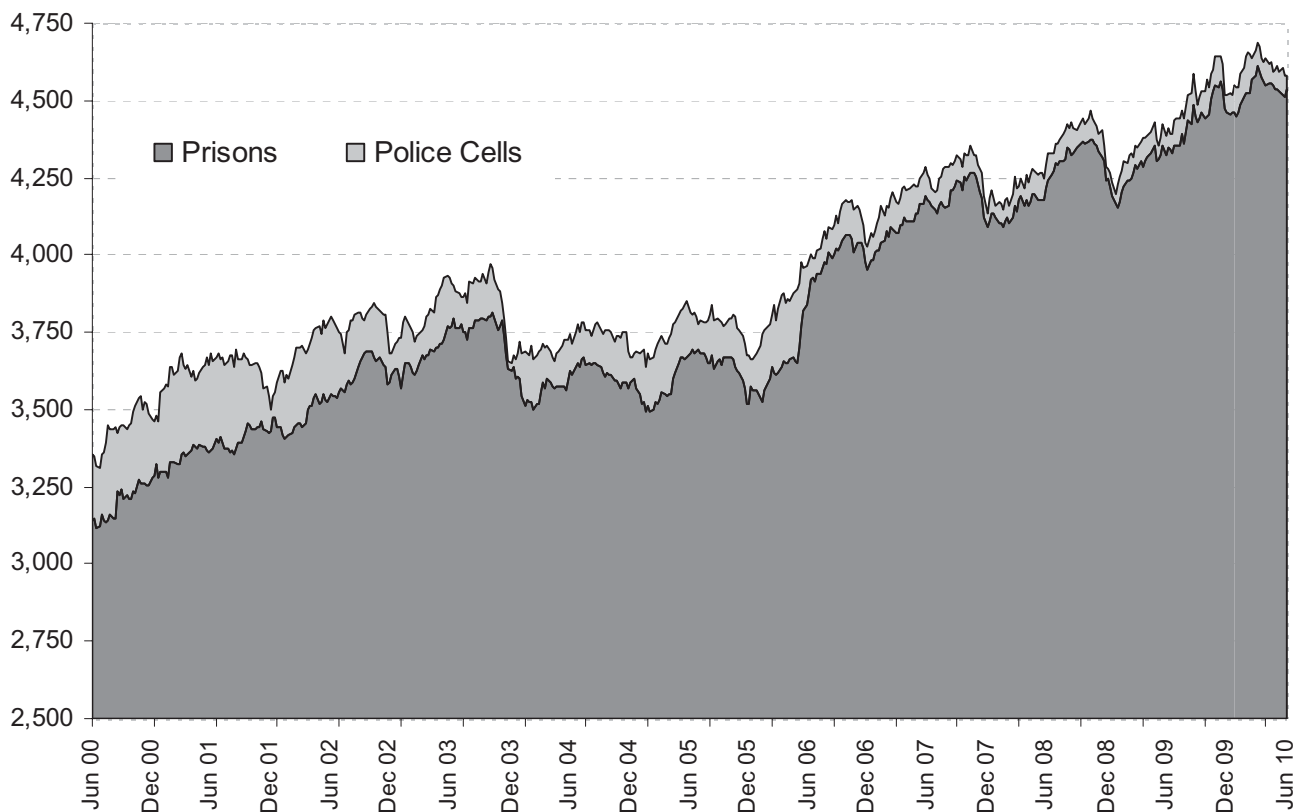
Prison	Operator	Date opened	Security level <sup>1</sup>	Operational capacity
<b>Men's Prisons</b>				
Melbourne Assessment Prison	Corrections Victoria	1989	Maximum	286
Metropolitan Remand Centre	Corrections Victoria	2006	Maximum	663
Port Phillip Prison	G4S Custodial Services Pty Ltd	1997	Maximum	804
Barwon Prison	Corrections Victoria	1990	Maximum	425
Ararat Prison	Corrections Victoria	1967	Medium	382
Marngoneet Correctional Centre	Corrections Victoria	2006	Medium	306
Fulham Correctional Centre	The GEO Group Australia Pty Ltd	1997	Medium	845
Loddon Prison	Corrections Victoria	1990	Medium	410
Beechworth Correctional Centre	Corrections Victoria	2005	Minimum	120
Dhurringile Prison	Corrections Victoria	1965	Minimum	214
Langi Kal Kal Prison	Corrections Victoria	1950; 1993	Minimum	122
<b>Women's Prisons</b>				
Dame Phyllis Frost Centre	Corrections Victoria	1996	Maximum	260
Tarrengower Prison	Corrections Victoria	1987	Minimum	54
<b>Transition Centre</b>				
Judy Lazarus Transition Centre	Corrections Victoria	2007	Minimum	25

<sup>1</sup> Maximum and medium security prisons are also known as "Secure" prisons, meaning a prison where the regime for managing prisoners requires them to be confined by a secure perimeter physical barrier. Minimum security, or "Open" prisons, operate a regime for managing prisoners that does not require them to be confined by a secure perimeter physical barrier irrespective of whether a physical barrier exists.

# System Configuration and Prisoner Population Trends

**Table 2** Prisoner Population at 30 June 2006 to 30 June 2010

Prisoner Population	2006	2007	2008	2009	2010	% change 30 June 2006 to 30 June 2010
Prisoner population as at 30 June						
Male prisoners	3,660	3,926	3,985	4,068	4,224	+15.4%
Female prisoners	245	257	238	282	313	+27.8%
All prisoners	3,905	4,183	4,223	4,350	4,537	+16.2%
Prisoner population as at 30 June						
Public prisons	2,464 (63.1%)	2,688 (64.3%)	2,779 (65.8%)	2,868 (65.9%)	3,021 (66.6%)	+22.6%
Prisoner population as at 30 June						
Private prisons	1,441 (36.9%)	1,495 (35.7%)	1,444 (34.2%)	1,482 (34.1%)	1,516 (33.4%)	+5.2%



**Figure 1** Persons in custody in prisons and police cells June 2000 to June 2010

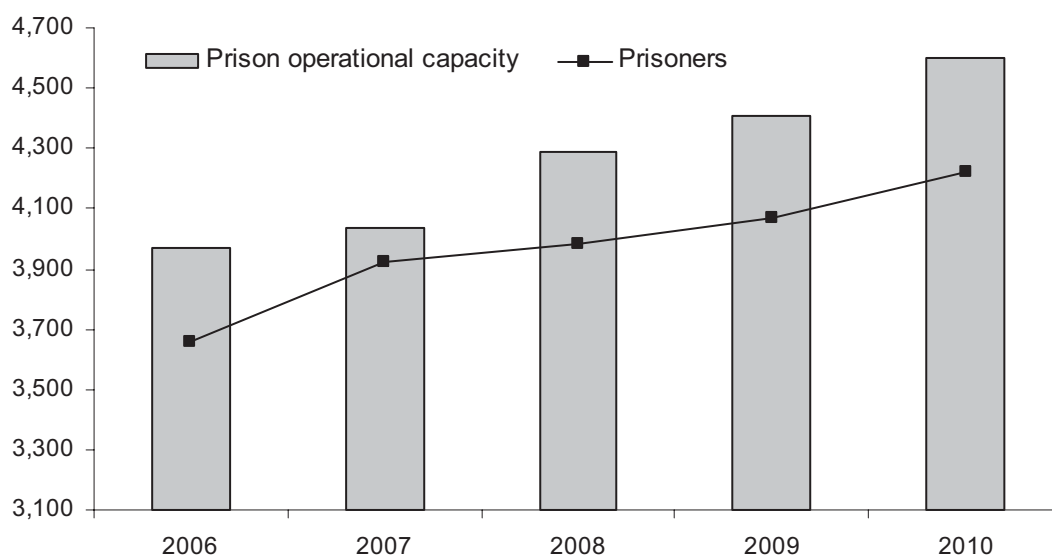
# System Configuration and Prisoner Population Trends

**Table 3** Prison operational capacity at 30 June 2006 to 30 June 2010

Prison Operational Capacity	2006	2007	2008	2009	2010
Number of prisons at 30 June					
Men's prisons	11	12	12	12	12
Women's prisons	2	2	2	2	2
All prisons	13	14	14	14	14
Operational capacity at 30 June					
Men's prisons	3,967	4,035	4,287	4,411	4,602
Women's prisons	314	314	314	314	314
Total operational capacity	4,281	4,349	4,601	4,725	4,916

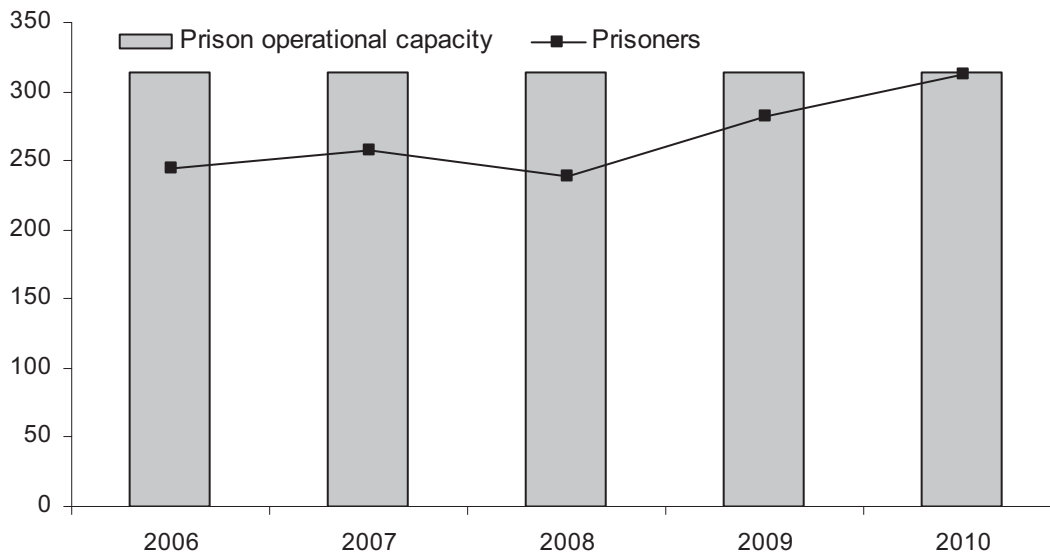
**Table 4** Prison operational utilisation rate at 30 June 2006 to 30 June 2010

Prison Utilisation Rate	2006	2007	2008	2009	2010
Men's prisons	92.3%	97.3%	93.0%	92.2%	91.8%
Women's prisons	78.0%	81.8%	75.8%	89.8%	99.7%
All prisons	91.2%	96.2%	91.8%	92.1%	92.3%



**Figure 2** Prisoner numbers and prison operational capacity - men's prisons at 30 June 2006 to 30 June 2010

# System Configuration and Prisoner Population Trends




**Figure 3** Prisoner numbers and prison operational capacity - women's prisons at 30 June 2006 to 30 June 2010

**Table 5** Prisoner Receptions and Discharges 2005-06 to 2009-10

Receptions and Discharges	2005-06	2006-07	2007-08	2008-09	2009-10	% change 2005-06 to 2009-10
<b>Number of receptions<sup>2</sup></b>						
Male prisoner receptions	4,329	4,853	4,871	5,051	5,309	+22.6%
Female prisoner receptions	533	511	525	575	588	+10.3%
All prisoner receptions	4,862	5,364	5,396	5,626	5,897	+21.3%
<b>Number of individual persons received</b>						
Male prisoners	3,965	4,447	4,367	4,542	4,808	+21.3%
Female prisoners	454	444	458	497	503	+10.8%
All prisoners	4,419	4,891	4,825	5,039	5,311	+20.2%
<b>Number of discharges</b>						
Male prisoners	4,104	4,587	4,812	4,939	5,077	+23.7%
Female prisoners	545	499	544	519	542	-0.6%
All prisoners	4,649	5,086	5,356	5,458	5,619	+20.9%

<sup>2</sup> The number of prisoner receptions is a count of the number of times a prisoner is received into prison custody from police or courts. It is higher than the number of individual persons received into prison custody because an individual prisoner may be received on multiple occasions during the year.

# Key Findings





# Key Findings

**This report profiles the major demographic and sentencing characteristics of the prisoner population. Tables present stock and flow data relating to male, female, and Indigenous prisoners on variables including age, legal status, prior imprisonment, security rating, most serious offence or charge, expected time to serve, country of birth, marital status, education and prior employment.**

## Imprisonment Rates

In 2010 Victoria's overall crime rate was the lowest of all State and Territory jurisdictions in Australia – it is consistently about 20% below the national average. Reflecting this outcome, Victoria's imprisonment rates, are also consistently among the lowest in Australia.

## Prisoner Numbers

Although Victoria's imprisonment rates have been one of the lowest nationally, there has still been a substantial increase in the Victorian prison population over the last five years.

Between 30 June 2006 and 30 June 2010 the prisoner population increased significantly from 3,905 prisoners to 4,537 prisoners, an increase of 16.2%, and there was an increase of 4.3% in the last year of the period under review.

Between 30 June 2006 and 30 June 2010, the female prisoner population increased from 245 prisoners to 313 prisoners, an increase of 27.8%, compared with a 15.4% increase in the male prisoner population in the same period.

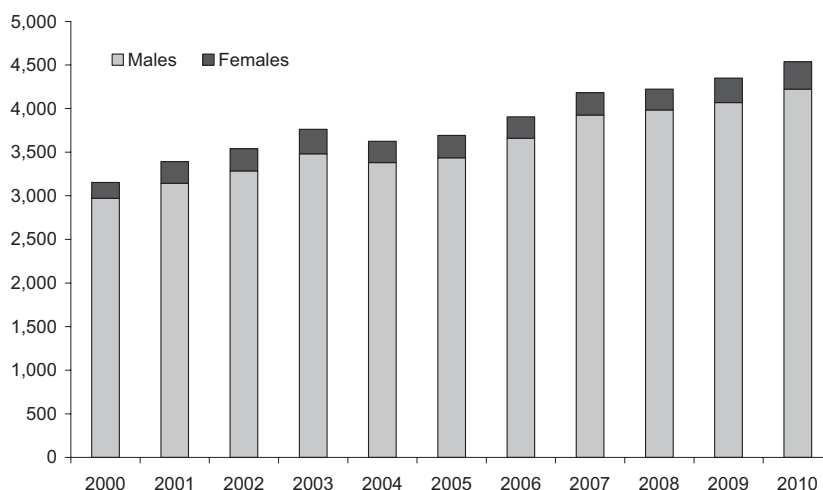
## Prison Utilisation

Prisoner population increases during the period in review have meant that the operational utilisation (or 'occupancy') rate continued to be relatively high during the period 2005-06 to 2009-10.

The prison utilisation rate increased from 91.2% of operational capacity at 30 June 2006 to 96.2% at 30 June 2007 but subsequently decreased to 92.3% at 30 June 2010. However, female prison utilisation rate reached 99.7% at 30 June 2010.

## Prisoner Characteristics

While the total number of prisoners increased during the period covered by this publication, leading to high levels of utilisation of prison operational capacity, the composition of the prisoner population did not change significantly. Similarly, while the number of prisoners across each of the variables covered by the report increased, in many cases quite markedly, the proportions of prisoners did not show the same level of change.



**Figure 4** Total prisoner population at 30 June 2000 to 30 June 2010

# Key Findings

## Male Prisoners

Male prisoners comprise the overwhelming majority of the Victorian prison population, accounting for approximately 90% of all prisoner receptions and about 94% of the prison population as at 30 June each year. The number of male prisoners as at 30 June 2010 was 4,224, compared with 313 female prisoners.

### Prisoner Population

The number of male prisoners increased from 3,660 to 4,224 between 30 June 2006 and 30 June 2010, an increase of 15.4%.

### Age

As at 30 June 2010, 14.6% of male prisoners were under 25 years of age. The proportion of male prisoner receptions in this age group has increased slightly from 22.1% in 2005-06 to 23.3% in 2009-10.

### Imprisonment Rate

The imprisonment rate for males increased slightly to 200.0 per 100,000 male adults at 30 June 2010 from 198.3 the previous year.

### Known Prior Adult Imprisonment

On 30 June 2010, around 50% of male prisoners had previously been in prison under sentence.

### Legal Status

The ratio of sentenced to remand prisoners in custody on 30 June each year has remained steady at a ratio of about 82:18.

### Security Classification

On average, about 13% of sentenced male prisoners as at 30 June each year had a maximum security classification. Around 49% were classified as medium, and 20% as minimum. All unsentenced prisoners were automatically assigned a maximum security rating until 30 April 2008. Since then, security ratings have been assigned to all unsentenced prisoners using processes consistent with those applied to sentenced prisoners. Unsentenced prisoners can now effectively receive a maximum, medium, or minimum security classification, although a minimum security rating will only be applied in exceptional circumstances – there was only one such prisoner at 30 June 2010.

## Most Serious Offence/Charge

Data relating to the most serious offence for which prisoners were charged or sentenced as at 30 June 2010 indicates that men are most likely to be in prison for offences against the person (44.5%) or property offences (21.9%). These two offence categories have represented more than 65% of male prisoners at 30 June each year since 2007.

Consistent with previous years, property offenders comprised the most significant category of receptions into prison in 2009-10 (29.5%).

The largest proportional increases in male receptions since 2005-06 have occurred for offences against the person, up from 974 receptions in 2005-06 to 1,349 receptions in 2009-10, and in drug offences which increased from 416 receptions to 554 receptions in the same period.

In addition, receptions for robbery and extortion have increased from a low of 238 receptions in 2005-06 to 270 receptions in 2009-10.

## Expected Time to Serve

Of those undergoing custodial sentences, 27.5% as at 30 June 2010 were serving a sentence of under 12 months, down from 32.3% as at 30 June 2006.

Of those men who received sentences in 2009-10, around 45% received sentences of less than 6 months, and a further 30% received sentences of 6 to less than 12 months.

## Country of Birth

Around 79% of men received into prison during the period reported that they were born in Australia. The proportion of male receptions born in countries where the first language is other than English has averaged around 16% during the same period.

The most significant increases have been in the number of men born in Horn of Africa, which increased from 24 to 71 (0.6% to 1.3% of receptions), and Asia - other which increased from 47 to 108 (1.1% to 2.0% of receptions). Male prisoners born in Vietnam represented 4.6% of the male prisoner population (195 prisoners) on 30 June 2010.

## Level of Education

Education levels attained by male prisoners appear to be relatively low, with about 6.5% of those in prison at 30 June reporting that they had completed secondary, trade or tertiary education prior to reception. A further 88% of male prisoners reported having undertaken some secondary-level schooling.

## Employment Status

Approximately 66% of male prisoners as at 30 June each year were unemployed or not part of the paid labour force when in the community.

## Marital Status

The proportion of male prisoners as at 30 June each year who report that they are single or have never been married has increased from 58.3% as at 30 June 2006 to 63.9% at 30 June 2010. Around 27% at 30 June each year were married or in de-facto relationships at the time they were received into prison and approximately 9% were separated or divorced.

## Indigenous Male Prisoners

Approximately 6% of men received into prison identified themselves as Aboriginal or Torres Strait Islander on reception during each of the years from 2005-06 to 2009-10.

The proportion of Aboriginal and Torres Strait Islander men in prison at 30 June each year increased from 5.5% at 30 June 2006 to 6.2% at 30 June 2010, and the number has increased from 200 (30 June 2006) to 263 (30 June 2010).

At 30 June 2010 the Victorian Indigenous imprisonment rate per 100,000 Indigenous adults was 2,482.5 for males.

# Key Findings

## Female Prisoners

Women prisoners comprise a relatively small proportion of the Victorian prison population, accounting for approximately 10% of all prisoner receptions and about 6% of the prison population as at 30 June each year. The number of women prisoners as at 30 June 2010 was 313, compared to 4,224 male prisoners.<sup>3</sup>

### Prisoner Population

The number of women prisoners increased from 245 to 313 between 30 June 2006 and 30 June 2010, an increase of 27.8%.

### Age

As at 30 June 2010, only 10.5% of women prisoners were under 25 years of age. The proportion of prisoner receptions in this age group has declined significantly from 18.6% in 2005-06 to 15.6% in 2009-10.

### Imprisonment Rate

The imprisonment rate for women increased to 14.3 per 100,000 female adults at 30 June 2010 from 13.2 the previous year.

### Known Prior Adult Imprisonment

On 30 June 2010, about 38% of women prisoners had previously been in prison under sentence.

### Legal Status

The ratio of sentenced to remand prisoners in custody on 30 June each year has remained relatively steady at a ratio of about 76:24, although it enlarged somewhat to 78:22 at 30 June 2010.

### Security Classification

On average, about 15% of sentenced female prisoners as at 30 June each year had a maximum security classification. Around 33% were classified as medium, and 27% as minimum. All unsentenced prisoners were automatically assigned a maximum security rating until 30 April 2008. Since then, security ratings have been assigned to all unsentenced prisoners using processes consistent with those applied to sentenced prisoners.

Unsentenced prisoners can now effectively receive a maximum, medium, or minimum classification, although a minimum security rating will only be applied in exceptional circumstances – there were no such prisoners at 30 June 2010.

### Most Serious Offence/Charge

Data relating to the most serious offence for which prisoners were charged or sentenced as at 30 June 2010 indicates that women are most likely to be in prison for offences against the person (31.3%), followed by property related offences (30.4%), drug offences (20.4%) and offences against good order (9.9%).

The largest group of receptions in 2009-10 was for property offences (38.4%).

The most significant change has been in the number of women prisoners whose most serious offence or charge is deal/traffic drug offences, assault, and deception and related offences. The deal/traffic drug offences category increased from 29 women (11.8%) at 30 June 2006 to 53 women (16.9%) at 30 June 2010. The assault category increased from 12 (4.9%) at 30 June 2006 to 31 women (9.9%) at 30 June 2010. The number of women with a most serious offence/charge of deception and related offences rose from 17 (6.9%) at 30 June 2006 to 30 (9.6%) at 30 June 2010.

Receptions for assault increased from 8.1% in 2005-06 to 11.6% in 2009-10, while receptions for murder decreased from 3% in 2005-06 to 1.7% during 2009-10.

### Expected Time to Serve

Of those undergoing custodial sentences as at 30 June 2010, 34.8% were serving a sentence of under 12 months, down significantly from 42.8% at 30 June 2006.

Of those women who received sentences in 2009-10, 46.8% received sentences of less than 6 months, and a further 33% received sentences of 6 months to less than 12 months.

### Country of Birth

As for females, around 81% of women received into prison during the period reported that they were born in Australia. The proportion of women receptions born in countries where the first language is other than English has averaged around 14% during the same period.

The proportion of women born in Vietnam has increased from 5.6% to 7.5% of receptions. Women prisoners born in Vietnam represented 12.8% of the women prisoner population (40 prisoners) at 30 June 2010.

### Level of Education

Education levels attained by women prisoners appear to be significantly higher than that reported by male prisoners, with about 18% of those in prison at 30 June 2010 reporting that they had completed secondary, tertiary or other post-secondary education prior to reception. A further 74% reported having undertaken some secondary-level schooling.

### Employment Status

About 65% of women prisoners as at 30 June each year were unemployed or had home duties when in the community.

### Marital Status

The proportion of women prisoners as at 30 June each year who report that they are single or have never been married has decreased from 48.2% at 30 June 2006 to 47.3% at 30 June 2010. Around 33% were married or in de-facto relationships at the time they were received into prison and approximately 12% were separated or divorced.

### Indigenous Women Prisoners

The number of women identifying themselves as Aboriginal or Torres Strait Islander on reception decreased from 44 in 2005-06 to 30 in 2006-07 but increased to 68 in 2009-10.


The number of Aboriginal or Torres Strait Islander women in prison as at 30 June each year increased significantly from 15 at 30 June 2006 to 27 at 30 June 2010.

At 30 June 2010 the Victorian Indigenous female imprisonment rate per 100,000 Indigenous adults was 245.9. The Indigenous imprisonment rate has fluctuated significantly over the period, but at 30 June 2010 was above the average rate (189.5) for the period under review.

<sup>3</sup> Given the relatively small size of the women prisoner population, caution should be exercised in concluding that a percentage change in the composition of the population is significant or indicative of a trend.



# Prisoner Census Data





# 6 Historical Summary

male prisoners at 30 June

Unit	2000	2001	2002	2003	2004	2005	2006	2007	2008	2009	2010
<b>Total male prisoners</b>											
Male prisoners as % of all prisoners	No.	3,144	3,286	3,482	3,380	3,435	3,660	3,926	3,965	4,068	4,224
Imprisonment rate (males)	%	94.2	92.7	92.8	93.3	93.0	93.7	93.9	94.4	93.5	93.1
Indigenous male prisoners (%)	Rate	164.3	170.9	178.4	186.6	178.9	191.4	200.5	199.9	198.3	200.0
Indigenous male imprisonment rate	%	4.1	4.3	4.4	4.6	5.2	5.5	5.6	5.8	5.4	6.2
Mean age	Rate	1,801.9	1,923.4	2,031.1	2,206.1	2,058.2	2,268.9	2,416.5	2,443.2	2,166.5	2,482.5
Under 25 years of age	Years	34.6	34.6	34.9	35.3	35.7	36.1	36.5	37.1	37.5	37.2
50 years of age and over	%	21.5	20.6	19.1	17.6	17.4	14.7	13.1	13.0	12.9	14.6
Prior known adult imprisonment (a)	%	11.3	10.7	10.7	11.0	11.9	11.6	11.5	13.6	15.2	14.4
	%	60.5	63.0	63.3	53.5	53.6	53.6	53.7	52.4	50.5	49.9
<b>Unsentenced male prisoners</b>	%	13.4	14.2	15.8	18.3	16.9	18.7	19.0	18.8	18.0	17.4
<b>Sentenced male prisoners</b>	%	86.6	85.8	84.2	81.7	83.1	81.3	81.0	81.2	82.0	82.6
<b>Most Serious Offence</b>											
(Proportion of all sentenced male prisoners)											
Murder	%	8.6	8.3	8.0	7.9	7.8	8.0	7.9	7.8	7.9	7.7
Other homicide (b)	%	3.2	3.7	3.4	3.3	3.8	3.8	4.3	4.5	4.2	3.8
Assault	%	5.8	5.5	6.2	6.8	7.6	8.3	8.6	11.9	11.8	12.0
Sex offences	%	14.0	13.0	12.8	12.3	12.7	14.4	15.6	17.5	18.5	18.2
Other offences against the person	%	1.2	1.1	1.6	1.5	1.6	1.4	2.0	1.7	1.6	1.6
Robbery and extortion	%	11.3	12.0	12.2	11.7	11.5	10.0	9.0	7.9	7.9	7.8
Unlawful entry with intent	%	13.0	13.7	10.6	12.9	12.7	12.4	12.8	12.1	11.0	12.6
Deception and related offences	%	3.2	2.7	2.3	2.9	2.9	2.9	3.1	2.8	3.1	2.4
Other property offences	%	11.0	11.4	17.4	11.6	11.5	10.3	9.3	6.3	6.1	7.3
Govt security/justice procedures	%	10.3	10.7	9.3	12.4	10.0	11.7	12.7	11.4	11.3	11.3
Other offences against good order	%	0.8	0.6	0.6	1.1	1.5	1.3	1.0	1.2	1.5	1.1
Drug offences	%	10.7	11.3	10.0	10.0	10.9	10.4	9.5	10.2	11.5	10.4
Motor vehicle and driving offences	%	3.2	2.4	2.6	3.0	3.8	4.3	5.0	3.8	3.6	3.8
Other offences	%	3.8	3.6	2.9	2.5	1.7	2.1	0.2	-	0.0	0.1
<b>Expected time to serve</b>											
(Proportion of all sentenced male prisoners)											
Less than 1 year	%	38.7	37.5	35.6	35.3	33.7	32.3	29.8	28.0	27.7	27.5
1 to less than 5 years	%	41.5	42.5	44.7	44.5	45.7	45.0	47.3	47.7	46.6	46.3
5 to less than 10 years	%	10.2	10.0	10.2	10.5	10.9	12.8	13.1	14.3	15.0	15.1
10 years and over; indeterminate	%	9.6	10.0	9.5	9.6	9.7	9.9	9.8	10.0	10.7	11.1

(a) Prior to 2003 this related to prior terms under sentence and remand.

(b) Other homicide includes manslaughter, culpable driving, attempted murder, conspiracy to murder and defensive homicide.

# 7 Historical Summary

female prisoners at 30 June

Unit	2000	2001	2002	2003	2004	2005	2006	2007	2008	2009	2010
<b>Total female prisoners</b>	<b>183</b>	<b>247</b>	<b>254</b>	<b>281</b>	<b>244</b>	<b>257</b>	<b>245</b>	<b>257</b>	<b>238</b>	<b>282</b>	<b>313</b>
Female prisoners as % of all prisoners	5.8	7.3	7.2	7.5	6.7	7.0	6.3	6.1	5.6	6.5	6.9
Imprisonment rate (females)	9.7	12.9	13.0	14.3	12.3	12.8	12.2	12.6	11.4	13.2	14.3
Indigenous female prisoners (%)	7.7	6.5	5.9	4.6	4.1	8.2	6.1	7.0	6.3	7.1	8.6
Indigenous female imprisonment rate	212.3	222.8	206.0	175.4	113.0	230.1	165.6	192.2	155.0	188.7	245.9
Mean age	32.5	32.2	33.0	34.0	37.0	35.2	36.6	36.1	37.5	37.3	37.7
Under 25 years of age	27.3	31.2	24.8	20.6	11.9	10.5	10.6	10.9	8.0	10.3	10.5
50 years of age and over	5.5	6.5	6.7	8.2	13.5	12.1	12.7	10.2	12.2	13.5	15.0
Prior known adult imprisonment (a)	58.5	62.8	59.1	44.5	38.1	41.2	44.5	47.1	47.5	39.0	37.7
<b>Unsented female prisoners</b>	<b>21.3</b>	<b>21.9</b>	<b>22.8</b>	<b>20.3</b>	<b>17.6</b>	<b>22.2</b>	<b>20.8</b>	<b>24.9</b>	<b>24.8</b>	<b>29.1</b>	<b>22.0</b>
<b>Sented female prisoners</b>	<b>78.7</b>	<b>78.1</b>	<b>77.2</b>	<b>79.7</b>	<b>82.4</b>	<b>77.8</b>	<b>79.2</b>	<b>75.1</b>	<b>75.2</b>	<b>70.9</b>	<b>78.0</b>
<b>Most Serious Offence</b> (Proportion of all sentenced female prisoners)											
Murder	7.6	7.3	7.7	8.5	10.9	10.5	9.8	9.3	9.5	9.0	7.4
Other homicide (b)	3.5	4.1	6.1	5.4	8.0	7.5	7.2	7.8	8.4	9.5	9.0
Assault	5.6	4.1	5.1	3.1	1.5	3.5	5.2	4.1	5.0	7.5	7.0
Sex offences	-	1.0	1.0	-	0.5	1.5	2.1	3.1	2.8	3.5	3.3
Other offences against the person	0.7	1.0	0.5	0.4	2.0	2.5	1.5	1.6	0.6	-	0.8
Robbery and extortion	18.1	16.6	15.8	10.3	10.9	8.0	6.2	6.2	6.1	5.5	7.0
Unlawful entry with intent	11.1	11.9	7.7	10.3	5.0	7.0	7.2	8.8	9.5	6.0	5.7
Deception and related offences	7.6	4.1	3.6	8.5	6.5	9.0	8.2	9.8	10.1	10.0	10.7
Other property offences	16.0	22.8	26.0	17.0	21.4	21.0	18.0	19.7	12.8	21.0	17.2
Govt security/justice procedures	10.4	10.9	10.2	17.9	11.9	8.5	16.5	14.0	20.7	11.5	12.3
Other offences against good order	0.7	0.5	-	-	0.5	-	-	0.5	-	1.5	0.0
Drug offences	13.9	11.4	14.8	16.1	16.9	16.5	14.9	11.9	14.0	14.0	17.6
Motor vehicle and driving offences	1.4	1.6	0.5	0.9	1.5	1.5	1.0	3.1	0.6	1.0	2.0
Other offences	3.5	2.6	1.0	1.8	2.5	3.0	2.1	-	-	-	0.0
<b>Expected time to serve</b> (Proportion of all sentenced female prisoners)											
Less than 1 year	59.0	59.6	52.0	50.0	40.8	41.5	42.8	41.5	40.8	42.5	34.8
1 to less than 5 years	29.9	29.5	36.7	36.2	42.3	41.5	40.7	43.0	41.9	40.5	48.4
5 to less than 10 years	6.3	6.2	5.1	6.7	8.5	9.0	8.2	7.3	8.9	8.5	9.8
10 years and over; indeterminate	4.9	4.7	6.1	7.1	8.5	8.0	8.2	8.3	8.4	8.5	7.0

(a) Prior to 2003 this related to prior terms under sentence and remand.

(b) Other homicide includes manslaughter, culpable driving, attempted murder, conspiracy to murder and defensive homicide.

# 8 Historical Summary

all prisoners at 30 June

Unit	2000	2001	2002	2003	2004	2005	2006	2007	2008	2009	2010
<b>Total prisoners</b>	<b>3,153</b>	<b>3,391</b>	<b>3,540</b>	<b>3,763</b>	<b>3,624</b>	<b>3,692</b>	<b>3,905</b>	<b>4,183</b>	<b>4,223</b>	<b>4,350</b>	<b>4,537</b>
Imprisonment rate	85.4	90.4	93.4	98.3	93.6	94.2	99.7	104.6	103.7	104.0	105.5
Indigenous prisoners (%)	4.3	4.4	4.5	4.6	5.1	6.0	5.5	5.7	5.8	5.5	6.4
Indigenous imprisonment rate	993.3	1,060.3	1,109.6	1,183.0	1,068.8	1,223.7	1,203.0	1,288.5	1,283.2	1,158.8	1,344.3
Mean age	34.5	34.4	34.8	35.2	35.8	35.0	36.1	36.4	37.1	37.5	37.2
Under 25 years of age	21.8	21.4	19.5	17.9	17.0	14.3	14.4	12.9	12.7	12.7	14.3
50 years of age and over	11.0	10.4	10.5	10.8	12.0	11.7	11.6	11.5	13.5	15.1	14.5
Prior known adult imprisonment (a)	60.4	63.0	63.0	52.9	52.6	52.2	53.0	53.3	52.1	49.8	49.0
<b>Unsentenced prisoners</b>	<b>13.8</b>	<b>14.7</b>	<b>16.3</b>	<b>18.5</b>	<b>16.9</b>	<b>17.6</b>	<b>18.9</b>	<b>19.3</b>	<b>19.2</b>	<b>18.7</b>	<b>17.7</b>
<b>Sentenced prisoners</b>	<b>86.2</b>	<b>85.3</b>	<b>83.7</b>	<b>81.5</b>	<b>83.1</b>	<b>82.4</b>	<b>81.1</b>	<b>80.7</b>	<b>80.8</b>	<b>81.3</b>	<b>82.3</b>
<b>Most Serious Offence</b> (Proportion of all sentenced prisoners)											
Murder	8.5	8.3	8.0	8.0	8.0	8.1	8.1	8.0	7.9	8.0	7.7
Other homicide (b)	3.2	3.7	3.6	3.5	4.1	4.4	4.0	4.5	4.7	4.5	4.2
Assault	5.7	5.4	6.1	6.5	7.2	7.0	8.1	8.3	11.5	11.6	11.6
Sex offences	13.3	12.2	12.1	11.4	11.9	13.2	13.6	14.9	16.8	17.7	17.3
Other offences against the person	1.2	1.1	1.5	1.4	1.6	2.0	1.4	2.0	1.7	1.6	1.5
Robbery and extortion	11.6	12.3	12.4	11.6	11.5	9.9	8.9	7.9	7.8	7.7	7.7
Unlawful entry with intent	12.9	13.6	10.4	12.7	12.2	12.1	12.4	12.4	11.9	10.7	12.1
Deception and related offences	3.5	2.8	2.4	3.3	3.2	3.0	3.2	3.5	3.2	3.5	2.9
Other property offences	11.2	12.1	18.0	12.0	12.2	11.0	9.9	10.4	6.7	6.9	7.9
Govt security/justice procedures	10.3	10.7	9.4	12.8	10.1	11.5	13.0	11.6	11.9	11.3	11.4
Other offences against good order	0.8	0.6	0.6	1.0	1.4	1.3	0.9	1.1	1.4	1.5	1.0
Drug offences	10.9	11.3	10.3	10.5	11.3	10.8	9.9	10.3	11.0	11.6	10.9
Motor vehicle and driving offences	3.1	2.4	2.5	2.9	3.6	3.6	4.1	4.9	3.6	3.4	3.7
Other offences	3.8	3.5	2.8	2.4	1.8	2.2	2.4	0.2	-	0.0	0.1
<b>Expected time to serve</b> (Proportion of all sentenced prisoners)											
Less than 1 year	39.8	39.0	36.7	36.4	34.2	32.4	32.9	30.4	28.7	28.5	28.0
1 to less than 5 years	40.9	41.6	44.2	43.9	45.5	46.0	44.7	47.1	47.4	46.3	46.4
5 to less than 10 years	10.0	9.8	9.9	10.3	10.7	11.8	12.5	12.8	14.0	14.6	14.8
10 years and over, indeterminate	9.3	9.6	9.3	9.4	9.6	9.8	9.8	9.7	9.9	10.6	10.8

(a) Prior to 2003 this related to prior terms under sentence and remand.

(b) Other homicide includes manslaughter, culpable driving, attempted murder, conspiracy to murder and defensive homicide.

# 9 All Prisoners

by sex and age at 30 June

Age	30 June 2006		30 June 2007		30 June 2008		30 June 2009		30 June 2010	
	No.	%	No.	%	No.	%	No.	%	No.	%
<b>MALES</b>										
Under 18	-	-	-	-	-	-	-	-	1	0.0
18	20	0.5	9	0.2	6	0.2	11	0.3	11	0.3
19	30	0.8	26	0.7	30	0.8	34	0.8	43	1.0
20-24	487	13.3	479	12.2	481	12.1	480	11.8	562	13.3
25-29	732	20.0	759	19.3	738	18.5	726	17.8	713	16.9
30-34	694	19.0	746	19.0	706	17.7	706	17.4	736	17.4
35-39	574	15.7	685	17.4	652	16.4	652	16.0	670	15.9
40-44	431	11.8	452	11.5	485	12.2	493	12.1	539	12.8
45-49	269	7.3	317	8.1	344	8.6	348	8.6	339	8.0
50-54	155	4.2	176	4.5	227	5.7	263	6.5	247	5.8
55-59	126	3.4	115	2.9	143	3.6	142	3.5	148	3.5
60-64	61	1.7	76	1.9	83	2.1	100	2.5	100	2.4
65 and over	81	2.2	86	2.2	90	2.3	113	2.8	115	2.7
<b>Total</b>	<b>3,660</b>	<b>100.0</b>	<b>3,926</b>	<b>100.0</b>	<b>3,985</b>	<b>100.0</b>	<b>4,068</b>	<b>100.0</b>	<b>4,224</b>	<b>100.0</b>
Mean age	36.1	years	36.5	years	37.1	years	37.5	years	37.2	years
Median age	34.1	years	34.6	years	35.3	years	35.6	years	35.3	years
<b>FEMALES</b>										
Under 18	-	-	-	-	-	-	-	-	-	-
18	2	0.8	1	0.4	2	0.8	-	-	2	0.6
19	2	0.8	1	0.4	2	0.8	1	0.4	3	1.0
20-24	22	9.0	26	10.1	15	6.3	28	9.9	28	8.9
25-29	58	23.7	60	23.3	49	20.6	49	17.4	52	16.6
30-34	43	17.6	39	15.2	37	15.5	55	19.5	67	21.4
35-39	39	15.9	51	19.8	41	17.2	47	16.7	40	12.8
40-44	25	10.2	32	12.5	40	16.8	41	14.5	44	14.1
45-49	23	9.4	21	8.2	23	9.7	23	8.2	30	9.6
50-54	13	5.3	11	4.3	16	6.7	19	6.7	24	7.7
55-59	13	5.3	10	3.9	7	2.9	9	3.2	12	3.8
60-64	3	1.2	3	1.2	5	2.1	8	2.8	8	2.6
65 and over	2	0.8	2	0.8	1	0.4	2	0.7	3	1.0
<b>Total</b>	<b>245</b>	<b>100.0</b>	<b>257</b>	<b>100.0</b>	<b>238</b>	<b>100.0</b>	<b>282</b>	<b>100.0</b>	<b>313</b>	<b>100.0</b>
Mean age	36.6	years	36.1	years	37.5	years	37.3	years	37.7	years
Median age	34.8	years	35.1	years	36.8	years	36.3	years	36.1	years
<b>PERSONS</b>										
Under 18	-	-	-	-	-	-	-	-	1	0.0
18	22	0.6	10	0.2	8	0.2	11	0.3	13	0.3
19	32	0.8	27	0.6	32	0.8	35	0.8	46	1.0
20-24	509	13.0	505	12.1	496	11.7	508	11.7	590	13.0
25-29	790	20.2	819	19.6	787	18.6	775	17.8	765	16.9
30-34	737	18.9	785	18.8	743	17.6	761	17.5	803	17.7
35-39	613	15.7	736	17.6	693	16.4	699	16.1	710	15.6
40-44	456	11.7	484	11.6	525	12.4	534	12.3	583	12.8
45-49	292	7.5	338	8.1	367	8.7	371	8.5	369	8.1
50-54	168	4.3	187	4.5	243	5.8	282	6.5	271	6.0
55-59	139	3.6	125	3.0	150	3.6	151	3.5	160	3.5
60-64	64	1.6	79	1.9	88	2.1	108	2.5	108	2.4
65 and over	83	2.1	88	2.1	91	2.2	115	2.6	118	2.6
<b>Total</b>	<b>3,905</b>	<b>100.0</b>	<b>4,183</b>	<b>100.0</b>	<b>4,223</b>	<b>100.0</b>	<b>4,350</b>	<b>100.0</b>	<b>4,537</b>	<b>100.0</b>
Mean age	36.1	years	36.4	years	37.1	years	37.5	years	37.2	years
Median age	34.2	years	34.6	years	35.3	years	35.6	years	35.3	years

# 10 All Prisoners

by sex, age and imprisonment rate<sup>(a)</sup> at 30 June

Age	30 June 2006		30 June 2007		30 June 2008		30 June 2009		30 June 2010	
	No.	Rate	No.	Rate	No.	Rate	No.	Rate	No.	Rate
<b>MALES</b>										
Under 18	-	-	-	-	-	-	-	-	1	2.7
18	20	57.6	9	24.6	6	16.0	11	28.6	11	28.6
19	30	84.6	26	70.1	30	79.2	34	85.2	43	105.4
20-24	487	264.6	479	251.3	481	248.1	480	233.2	562	256.5
25-29	732	414.1	759	412.8	738	389.9	726	362.8	713	335.2
30-34	694	375.2	746	402.0	706	382.2	706	374.5	736	377.2
35-39	574	303.6	685	349.6	652	328.9	652	325.2	670	332.9
40-44	431	231.0	452	241.0	485	258.9	493	259.8	539	278.7
45-49	269	149.6	317	172.3	344	184.0	348	183.6	339	177.6
50-54	155	95.4	176	105.1	227	133.7	263	151.6	247	139.6
55-59	126	82.4	115	75.6	143	93.5	142	91.6	148	93.8
60-64	61	51.4	76	60.4	83	62.1	100	71.8	100	69.5
65 and over	81	26.4	86	27.6	90	28.0	113	34.1	115	33.7
<b>Total</b>	<b>3,660</b>	<b>191.4</b>	<b>3,926</b>	<b>200.5</b>	<b>3,985</b>	<b>199.9</b>	<b>4,068</b>	<b>198.3</b>	<b>4,224</b>	<b>200.0</b>
<b>FEMALES</b>										
Under 18	-	-	-	-	-	-	-	-	-	-
18	2	6.0	1	2.9	2	5.6	-	-	2	5.5
19	2	6.0	1	2.8	2	5.6	1	2.6	3	7.8
20-24	22	12.4	26	14.1	15	8.0	28	14.3	28	13.7
25-29	58	33.3	60	33.2	49	26.3	49	25.0	52	25.0
30-34	43	22.7	39	20.8	37	19.9	55	29.2	67	34.5
35-39	39	20.1	51	25.4	41	20.2	47	22.8	40	19.4
40-44	25	13.1	32	16.7	40	20.9	41	21.2	44	22.3
45-49	23	12.5	21	11.2	23	12.0	23	11.8	30	15.3
50-54	13	7.8	11	6.5	16	9.2	19	10.7	24	13.2
55-59	13	8.3	10	6.4	7	4.4	9	5.6	12	7.3
60-64	3	2.5	3	2.3	5	3.7	8	5.6	8	5.4
65 and over	2	0.5	2	0.5	1	0.3	2	0.5	3	0.7
<b>Total</b>	<b>245</b>	<b>12.2</b>	<b>257</b>	<b>12.6</b>	<b>238</b>	<b>11.4</b>	<b>282</b>	<b>13.2</b>	<b>313</b>	<b>14.3</b>
<b>PERSONS</b>										
Under 18	-	-	-	-	-	-	-	-	1	1.4
18	22	32.4	10	14.0	8	11.0	11	14.7	13	17.4
19	32	46.4	27	37.3	32	43.3	35	45.0	46	58.1
20-24	509	140.8	505	134.9	496	130.0	508	126.6	590	139.3
25-29	790	225.0	819	224.6	787	209.5	775	195.5	765	182.0
30-34	737	196.8	785	210.4	743	200.6	761	202.1	803	206.3
35-39	613	160.1	736	185.6	693	172.5	699	172.1	710	174.1
40-44	456	121.0	484	127.7	525	138.6	534	139.2	583	149.2
45-49	292	80.3	338	90.9	367	97.0	371	96.7	369	95.5
50-54	168	51.0	187	55.3	243	70.8	282	80.3	271	75.5
55-59	139	44.8	125	40.5	150	48.2	151	47.8	160	49.8
60-64	64	26.9	79	31.1	88	32.5	108	38.3	108	36.9
65 and over	83	12.0	88	12.6	91	12.7	115	15.7	118	15.6
<b>Total</b>	<b>3,905</b>	<b>99.7</b>	<b>4,183</b>	<b>104.6</b>	<b>4,223</b>	<b>103.7</b>	<b>4,350</b>	<b>104.0</b>	<b>4,537</b>	<b>105.5</b>

(a) Rate per 100,000 adult population. Rates for 30 June 2010 were calculated using the preliminary Estimated Resident Population (ERP) figures from *Australian Demographic Statistics, March 2010* (ABS Catalogue No. 3101.0).

# 11 Imprisonment Rates<sup>(a)</sup>

Victoria at 30 June

	30 June 2006	30 June 2007	30 June 2008	30 June 2009	30 June 2010
	Rate	Rate	Rate	Rate	Rate
Males	191.4	200.5	199.9	198.3	200.0
Females	12.2	12.6	11.4	13.2	14.3
<b>Total</b>	<b>99.7</b>	<b>104.6</b>	<b>103.7</b>	<b>104.0</b>	<b>105.5</b>

(a) Rate per 100,000 adult population. Rates for 30 June 2010 were calculated using the preliminary Estimated Resident Population (ERP) figures from *Australian Demographic Statistics, March 2010* (ABS Catalogue No. 3101.0). For Imprisonment rates for Australia, please refer to *Prisoners in Australia* (ABS publication released in December each year).

# 12 All Prisoners

by sex and known prior adult imprisonment at 30 June

Known Prior Adult Imprisonment <sup>(a)</sup>	30 June 2006		30 June 2007		30 June 2008		30 June 2009		30 June 2010	
	No.	%	No.	%	No.	%	No.	%	No.	%
<b>MALES</b>										
Yes	1,961	53.6	2,107	53.7	2,089	52.4	2,055	50.5	2,107	49.9
No	1,699	46.4	1,819	46.3	1,896	47.6	2,013	49.5	2,117	50.1
<b>Total</b>	<b>3,660</b>	<b>100.0</b>	<b>3,926</b>	<b>100.0</b>	<b>3,985</b>	<b>100.0</b>	<b>4,068</b>	<b>100.0</b>	<b>4,224</b>	<b>100.0</b>
<b>FEMALES</b>										
Yes	109	44.5	121	47.1	113	47.5	110	39.0	118	37.7
No	136	55.5	136	52.9	125	52.5	172	61.0	195	62.3
<b>Total</b>	<b>245</b>	<b>100.0</b>	<b>257</b>	<b>100.0</b>	<b>238</b>	<b>100.0</b>	<b>282</b>	<b>100.0</b>	<b>313</b>	<b>100.0</b>
<b>PERSONS</b>										
Yes	2,070	53.0	2,228	53.3	2,202	52.1	2,165	49.8	2,225	49.0
No	1,835	47.0	1,955	46.7	2,021	47.9	2,185	50.2	2,312	51.0
<b>Total</b>	<b>3,905</b>	<b>100.0</b>	<b>4,183</b>	<b>100.0</b>	<b>4,223</b>	<b>100.0</b>	<b>4,350</b>	<b>100.0</b>	<b>4,537</b>	<b>100.0</b>

(a) Episodes of imprisonment under sentence only.

# 13 All Prisoners

by sex and legal status at 30 June

Legal Status	30 June 2006		30 June 2007		30 June 2008		30 June 2009		30 June 2010	
	No.	%	No.	%	No.	%	No.	%	No.	%
<b>MALES</b>										
Sentenced										
Fines (a)	1	0.0	-	-	2	0.1	1	0.0	2	0.0
Sentenced	2,768	75.6	2,972	75.7	3,026	75.9	3,114	76.5	3,243	76.8
Dual status (b)	205	5.6	210	5.3	206	5.2	220	5.4	244	5.8
<b>Total</b>	<b>2,974</b>	<b>81.3</b>	<b>3,182</b>	<b>81.0</b>	<b>3,234</b>	<b>81.2</b>	<b>3,335</b>	<b>82.0</b>	<b>3,489</b>	<b>82.6</b>
Unsentenced	686	18.7	744	19.0	751	18.8	733	18.0	735	17.4
<b>Total</b>	<b>3,660</b>	<b>100.0</b>	<b>3,926</b>	<b>100.0</b>	<b>3,985</b>	<b>100.0</b>	<b>4,068</b>	<b>100.0</b>	<b>4,224</b>	<b>100.0</b>
<b>FEMALES</b>										
Sentenced										
Fines (a)	-	-	-	-	-	-	-	-	-	-
Sentenced	187	76.3	180	70.0	166	69.7	189	67.0	231	73.8
Dual status (b)	7	2.9	13	5.1	13	5.5	11	3.9	13	4.2
<b>Total</b>	<b>194</b>	<b>79.2</b>	<b>193</b>	<b>75.1</b>	<b>179</b>	<b>75.2</b>	<b>200</b>	<b>70.9</b>	<b>244</b>	<b>78.0</b>
Unsentenced	51	20.8	64	24.9	59	24.8	82	29.1	69	22.0
<b>Total</b>	<b>245</b>	<b>100.0</b>	<b>257</b>	<b>100.0</b>	<b>238</b>	<b>100.0</b>	<b>282</b>	<b>100.0</b>	<b>313</b>	<b>100.0</b>
<b>PERSONS</b>										
Sentenced										
Fines (a)	1	0.0	-	-	2	0.0	1	0.0	2	0.0
Sentenced	2,955	75.7	3,152	75.4	3,192	75.6	3,303	75.9	3,474	76.6
Dual status (b)	212	5.4	223	5.3	219	5.2	231	5.3	257	5.7
<b>Total</b>	<b>3,168</b>	<b>81.1</b>	<b>3,375</b>	<b>80.7</b>	<b>3,413</b>	<b>80.8</b>	<b>3,535</b>	<b>81.3</b>	<b>3,733</b>	<b>82.3</b>
Unsentenced	737	18.9	808	19.3	810	19.2	815	18.7	804	17.7
<b>Total</b>	<b>3,905</b>	<b>100.0</b>	<b>4,183</b>	<b>100.0</b>	<b>4,223</b>	<b>100.0</b>	<b>4,350</b>	<b>100.0</b>	<b>4,537</b>	<b>100.0</b>

(a) Fines refers to prisoners who are serving a sentence for non-payment of a fine and are subject to no other type of sentence at the same time.

(b) Dual status refers to sentenced prisoners who also have active remand warrant(s) against them.

# 14 All Prisoners

by sex and security rating at 30 June

Security Rating	30 June 2006		30 June 2007		30 June 2008		30 June 2009		30 June 2010	
	No.	%	No.	%	No.	%	No.	%	No.	%
<b>MALES</b>										
Maximum										
Unsented (a)	686	18.7	744	19.0	630	15.8	420	10.3	421	10.0
Sented	350	9.6	408	10.4	540	13.6	548	13.5	677	16.0
Medium										
Unsented (a)	-	-	-	-	121	3.0	312	7.7	313	7.4
Sented	1,887	51.6	2,004	51.0	1,912	48.0	1,959	48.2	2,022	47.9
Minimum										
Unsented (a)	-	-	-	-	-	-	1	0.0	1	0.0
Sented	737	20.1	770	19.6	782	19.6	828	20.4	790	18.7
<b>Total</b>	<b>3,660</b>	<b>100.0</b>	<b>3,926</b>	<b>100.0</b>	<b>3,985</b>	<b>100.0</b>	<b>4,068</b>	<b>100.0</b>	<b>4,224</b>	<b>100.0</b>
<b>FEMALES</b>										
Maximum										
Unsented (a)	51	20.8	64	24.9	52	21.8	46	16.3	34	10.9
Sented	37	15.1	27	10.5	50	21.0	34	12.1	51	16.3
Medium										
Unsented (a)	-	-	-	-	7	2.9	36	12.8	35	11.2
Sented	109	44.5	97	37.7	65	27.3	76	27.0	95	30.4
Minimum										
Unsented (a)	-	-	-	-	-	-	-	-	-	-
Sented	48	19.6	69	26.8	64	26.9	90	31.9	98	31.3
<b>Total</b>	<b>245</b>	<b>100.0</b>	<b>257</b>	<b>100.0</b>	<b>238</b>	<b>100.0</b>	<b>282</b>	<b>100.0</b>	<b>313</b>	<b>100.0</b>
<b>PERSONS</b>										
Maximum										
Unsented (a)	737	18.9	808	19.3	682	16.1	466	10.7	455	10.0
Sented	387	9.9	435	10.4	590	14.0	582	13.4	728	16.0
Medium										
Unsented (a)	-	-	-	-	128	3.0	348	8.0	348	7.7
Sented	1,996	51.1	2,101	50.2	1,977	46.8	2,035	46.8	2,117	46.7
Minimum										
Unsented (a)	-	-	-	-	-	-	1	0.0	1	0.0
Sented	785	20.1	839	20.1	846	20.0	918	21.1	888	19.6
<b>Total</b>	<b>3,905</b>	<b>100.0</b>	<b>4,183</b>	<b>100.0</b>	<b>4,223</b>	<b>100.0</b>	<b>4,350</b>	<b>100.0</b>	<b>4,537</b>	<b>100.0</b>

(a) All unsentenced prisoners were automatically assigned a 'maximum' security classification on reception until 30 April 2008. Since then, security ratings have been assigned to all unsentenced prisoners using processes consistent with those applied to sentenced prisoners. Unsented prisoners can now effectively receive a maximum, medium, or minimum classification, although a minimum security rating will only be applied in exceptional circumstances.

# 15 Sentenced Prisoners

by most serious offence – male prisoners at 30 June

Most Serious Offence	30 June 2006		30 June 2007		30 June 2008		30 June 2009		30 June 2010	
	No.	%	No.	%	No.	%	No.	%	No.	%
<b>Offences Against the Person</b>										
Murder	239	8.0	251	7.9	251	7.8	264	7.9	268	7.7
Other homicide	113	3.8	138	4.3	145	4.5	139	4.2	134	3.8
Assault	247	8.3	273	8.6	384	11.9	395	11.8	417	12.0
Sex offences	427	14.4	496	15.6	567	17.5	618	18.5	636	18.2
Other offences against the person	42	1.4	63	2.0	56	1.7	55	1.6	55	1.6
<b>Sub-Total</b>	<b>1,068</b>	<b>35.9</b>	<b>1,221</b>	<b>38.4</b>	<b>1,403</b>	<b>43.4</b>	<b>1,471</b>	<b>44.1</b>	<b>1,510</b>	<b>43.3</b>
<b>Robbery and Extortion</b>										
Robbery	266	8.9	253	8.0	253	7.8	258	7.7	265	7.6
Extortion	3	0.1	3	0.1	3	0.1	4	0.1	7	0.2
<b>Sub-Total</b>	<b>269</b>	<b>9.0</b>	<b>256</b>	<b>8.0</b>	<b>256</b>	<b>7.9</b>	<b>262</b>	<b>7.9</b>	<b>272</b>	<b>7.8</b>
<b>Property Offences</b>										
Unlawful entry with intent	380	12.8	402	12.6	390	12.1	367	11.0	438	12.6
Deception and related offences	86	2.9	100	3.1	90	2.8	103	3.1	83	2.4
Receiving and handling proceeds of crime	24	0.8	22	0.7	34	1.1	30	0.9	35	1.0
Theft (including motor vehicle)	221	7.4	252	7.9	140	4.3	148	4.4	178	5.1
Property damage and environmental offences	33	1.1	38	1.2	31	1.0	25	0.7	41	1.2
<b>Sub-Total</b>	<b>744</b>	<b>25.0</b>	<b>814</b>	<b>25.6</b>	<b>685</b>	<b>21.2</b>	<b>673</b>	<b>20.2</b>	<b>775</b>	<b>22.2</b>
<b>Offences Against Good Order</b>										
Govt security/justice procedures offences	379	12.7	363	11.4	368	11.4	377	11.3	395	11.3
Unlawful possession of weapons	12	0.4	21	0.7	34	1.1	35	1.0	22	0.6
Other offences against good order	18	0.6	15	0.5	15	0.5	14	0.4	15	0.4
<b>Sub-Total</b>	<b>409</b>	<b>13.8</b>	<b>399</b>	<b>12.5</b>	<b>417</b>	<b>12.9</b>	<b>426</b>	<b>12.8</b>	<b>432</b>	<b>12.4</b>
<b>Drug Offences</b>										
Possess and/or Use drugs	12	0.4	9	0.3	5	0.2	16	0.5	18	0.5
Deal/traffic (including import/export)	234	7.9	271	8.5	300	9.3	307	9.2	291	8.3
Manufacture/cultivate (incl. other illicit drug offences)	38	1.3	46	1.4	45	1.4	60	1.8	55	1.6
<b>Sub-Total</b>	<b>284</b>	<b>9.5</b>	<b>326</b>	<b>10.2</b>	<b>350</b>	<b>10.8</b>	<b>383</b>	<b>11.5</b>	<b>364</b>	<b>10.4</b>
<b>Motor Vehicle, Traffic and Related Offences</b>										
Driving offences	22	0.7	42	1.3	45	1.4	43	1.3	55	1.6
Licence/registration offences	107	3.6	118	3.7	76	2.4	76	2.3	77	2.2
Other traffic offences	-	-	-	-	2	0.1	-	-	-	-
<b>Sub-Total</b>	<b>129</b>	<b>4.3</b>	<b>160</b>	<b>5.0</b>	<b>123</b>	<b>3.8</b>	<b>119</b>	<b>3.6</b>	<b>132</b>	<b>3.8</b>
<b>Other Offences</b>										
Other offences/Unknown	71	2.4	6	0.2	-	-	1	0.0	4	0.1
<b>Total - All Offences</b>	<b>2,974</b>	<b>100.0</b>	<b>3,182</b>	<b>100.0</b>	<b>3,234</b>	<b>100.0</b>	<b>3,335</b>	<b>100.0</b>	<b>3,489</b>	<b>100.0</b>

# 16 Sentenced Prisoners

by most serious offence – female prisoners at 30 June

Most Serious Offence	30 June 2006		30 June 2007		30 June 2008		30 June 2009		30 June 2010	
	No.	%	No.	%	No.	%	No.	%	No.	%
<b>Offences Against the Person</b>										
Murder	19	9.8	18	9.3	17	9.5	18	9.0	18	7.4
Other homicide	14	7.2	15	7.8	15	8.4	19	9.5	22	9.0
Assault	10	5.2	8	4.1	9	5.0	15	7.5	17	7.0
Sex offences	4	2.1	6	3.1	5	2.8	7	3.5	8	3.3
Other offences against the person	3	1.5	3	1.6	1	0.6	-	-	2	0.8
<b>Sub-Total</b>	<b>50</b>	<b>25.8</b>	<b>50</b>	<b>25.9</b>	<b>47</b>	<b>26.3</b>	<b>59</b>	<b>29.5</b>	<b>67</b>	<b>27.5</b>
<b>Robbery and Extortion</b>										
Robbery	12	6.2	12	6.2	11	6.1	11	5.5	17	7.0
Extortion	-	-	-	-	-	-	-	-	-	-
<b>Sub-Total</b>	<b>12</b>	<b>6.2</b>	<b>12</b>	<b>6.2</b>	<b>11</b>	<b>6.1</b>	<b>11</b>	<b>5.5</b>	<b>17</b>	<b>7.0</b>
<b>Property Offences</b>										
Unlawful entry with intent	14	7.2	17	8.8	17	9.5	12	6.0	14	5.7
Deception and related offences	16	8.2	19	9.8	18	10.1	20	10.0	26	10.7
Receiving and handling proceeds of crime	2	1.0	3	1.6	1	0.6	3	1.5	7	2.9
Theft (including motor vehicle)	32	16.5	33	17.1	20	11.2	34	17.0	30	12.3
Property damage and environmental offences	1	0.5	2	1.0	2	1.1	5	2.5	5	2.0
<b>Sub-Total</b>	<b>65</b>	<b>33.5</b>	<b>74</b>	<b>38.3</b>	<b>58</b>	<b>32.4</b>	<b>74</b>	<b>37.0</b>	<b>82</b>	<b>33.6</b>
<b>Offences Against Good Order</b>										
Govt security/justice procedures offences	32	16.5	27	14.0	37	20.7	23	11.5	30	12.3
Unlawful possession of weapons	-	-	-	-	-	-	-	-	-	-
Other offences against good order	-	-	1	0.5	-	-	3	1.5	-	-
<b>Sub-Total</b>	<b>32</b>	<b>16.5</b>	<b>28</b>	<b>14.5</b>	<b>37</b>	<b>20.7</b>	<b>26</b>	<b>13.0</b>	<b>30</b>	<b>12.3</b>
<b>Drug Offences</b>										
Possess and/or Use drugs	1	0.5	-	-	1	0.6	1	0.5	2	0.8
Deal/traffic (including import/export)	23	11.9	23	11.9	24	13.4	23	11.5	38	15.6
Manufacture/cultivate (incl. other illicit drug offences)	5	2.6	-	-	-	-	4	2.0	3	1.2
<b>Sub-Total</b>	<b>29</b>	<b>14.9</b>	<b>23</b>	<b>11.9</b>	<b>25</b>	<b>14.0</b>	<b>28</b>	<b>14.0</b>	<b>43</b>	<b>17.6</b>
<b>Motor Vehicle, Traffic and Related Offences</b>										
Driving offences	-	-	2	1.0	-	-	-	-	3	1.2
Licence/registration offences	2	1.0	4	2.1	1	0.6	2	1.0	2	0.8
Other traffic offences	-	-	-	-	-	-	-	-	-	-
<b>Sub-Total</b>	<b>2</b>	<b>1.0</b>	<b>6</b>	<b>3.1</b>	<b>1</b>	<b>0.6</b>	<b>2</b>	<b>1.0</b>	<b>5</b>	<b>2.0</b>
<b>Other Offences</b>										
Other offences/Unknown	4	2.1	-	-	-	-	-	-	-	-
<b>Total - All Offences</b>	<b>194</b>	<b>100.0</b>	<b>193</b>	<b>100.0</b>	<b>179</b>	<b>100.0</b>	<b>200</b>	<b>100.0</b>	<b>244</b>	<b>100.0</b>

# 17 All Sentenced Prisoners

by most serious offence at 30 June

Most Serious Offence	30 June 2006		30 June 2007		30 June 2008		30 June 2009		30 June 2010	
	No.	%	No.	%	No.	%	No.	%	No.	%
<b>Offences Against the Person</b>										
Murder	258	8.1	269	8.0	268	7.9	282	8.0	286	7.7
Other homicide	127	4.0	153	4.5	160	4.7	158	4.5	156	4.2
Assault	257	8.1	281	8.3	393	11.5	410	11.6	434	11.6
Sex offences	431	13.6	502	14.9	572	16.8	625	17.7	644	17.3
Other offences against the person	45	1.4	66	2.0	57	1.7	55	1.6	57	1.5
<b>Sub-Total</b>	<b>1,118</b>	<b>35.3</b>	<b>1,271</b>	<b>37.7</b>	<b>1,450</b>	<b>42.5</b>	<b>1,530</b>	<b>43.3</b>	<b>1,577</b>	<b>42.2</b>
<b>Robbery and Extortion</b>										
Robbery	278	8.8	265	7.9	264	7.7	269	7.6	282	7.6
Extortion	3	0.1	3	0.1	3	0.1	4	0.1	7	0.2
<b>Sub-Total</b>	<b>281</b>	<b>8.9</b>	<b>268</b>	<b>7.9</b>	<b>267</b>	<b>7.8</b>	<b>273</b>	<b>7.7</b>	<b>289</b>	<b>7.7</b>
<b>Property Offences</b>										
Unlawful entry with intent	394	12.4	419	12.4	407	11.9	379	10.7	452	12.1
Deception and related offences	102	3.2	119	3.5	108	3.2	123	3.5	109	2.9
Receiving and handling proceeds of crime	26	0.8	25	0.7	35	1.0	33	0.9	42	1.1
Theft (including motor vehicle)	253	8.0	285	8.4	160	4.7	182	5.1	208	5.6
Property damage and environmental offences	34	1.1	40	1.2	33	1.0	30	0.8	46	1.2
<b>Sub-Total</b>	<b>809</b>	<b>25.5</b>	<b>888</b>	<b>26.3</b>	<b>743</b>	<b>21.8</b>	<b>747</b>	<b>21.1</b>	<b>857</b>	<b>23.0</b>
<b>Offences Against Good Order</b>										
Govt security/justice procedures offences	411	13.0	390	11.6	405	11.9	400	11.3	425	11.4
Unlawful possession of weapons	12	0.4	21	0.6	34	1.0	35	1.0	22	0.6
Other offences against good order	18	0.6	16	0.5	15	0.4	17	0.5	15	0.4
<b>Sub-Total</b>	<b>441</b>	<b>13.9</b>	<b>427</b>	<b>12.7</b>	<b>454</b>	<b>13.3</b>	<b>452</b>	<b>12.8</b>	<b>462</b>	<b>12.4</b>
<b>Drug Offences</b>										
Possess and/or Use drugs	13	0.4	9	0.3	6	0.2	17	0.5	20	0.5
Deal/traffic (including import/export)	257	8.1	294	8.7	324	9.5	330	9.3	329	8.8
Manufacture/cultivate (incl. other illicit drug offences)	43	1.4	46	1.4	45	1.3	64	1.8	58	1.6
<b>Sub-Total</b>	<b>313</b>	<b>9.9</b>	<b>349</b>	<b>10.3</b>	<b>375</b>	<b>11.0</b>	<b>411</b>	<b>11.6</b>	<b>407</b>	<b>10.9</b>
<b>Motor Vehicle, Traffic and Related Offences</b>										
Driving offences	22	0.7	44	1.3	45	1.3	43	1.2	58	1.6
Licence/registration offences	109	3.4	122	3.6	77	2.3	78	2.2	79	2.1
Other traffic offences	-	-	-	-	2	0.1	-	-	-	-
<b>Sub-Total</b>	<b>131</b>	<b>4.1</b>	<b>166</b>	<b>4.9</b>	<b>124</b>	<b>3.6</b>	<b>121</b>	<b>3.4</b>	<b>137</b>	<b>3.7</b>
<b>Other Offences</b>										
Other offences/Unknown	75	2.4	6	0.2	-	-	1	0.0	4	0.1
<b>Total - All Offences</b>	<b>3,168</b>	<b>100.0</b>	<b>3,375</b>	<b>100.0</b>	<b>3,413</b>	<b>100.0</b>	<b>3,535</b>	<b>100.0</b>	<b>3,733</b>	<b>100.0</b>

# 18 Sentenced Prisoners

by sex and expected time to serve at 30 June

Expected Time to Serve (a)	30 June 2006			30 June 2007			30 June 2008			30 June 2009			30 June 2010		
	No.	%	Cumulative %	No.	%	Cumulative %	No.	%	Cumulative %	No.	%	Cumulative %	No.	%	Cumulative %
<b>MALES</b>															
Under 1 month	24	0.8	0.8	27	0.8	0.8	26	0.8	0.8	20	0.6	0.6	24	0.7	0.7
1 and under 3 months	128	4.3	5.1	141	4.4	5.3	100	3.1	3.9	110	3.3	3.9	101	2.9	3.6
3 and under 6 months	322	10.8	15.9	309	9.7	15.0	290	9.0	12.9	326	9.8	13.7	321	9.2	12.8
6 and under 12 months	486	16.3	32.3	470	14.8	29.8	491	15.2	28.0	468	14.0	27.7	513	14.7	27.5
1 and under 2 years	535	18.0	50.3	586	18.4	48.2	532	16.5	44.5	602	18.1	45.8	635	18.2	45.7
2 and under 5 years	802	27.0	77.2	920	28.9	77.1	1,011	31.3	75.8	952	28.5	74.3	980	28.1	73.8
5 and under 10 years	381	12.8	90.0	418	13.1	90.2	462	14.3	90.0	500	15.0	89.3	528	15.1	88.9
10 years and over	280	9.4	99.5	294	9.2	99.5	306	9.5	99.5	341	10.2	99.5	368	10.5	99.5
Indeterminate															
Life	9	0.3	99.8	9	0.3	99.7	10	0.3	99.8	10	0.3	99.8	12	0.3	99.8
Other (b)	7	0.2	100.0	8	0.3	100.0	6	0.2	100.0	6	0.2	100.0	7	0.2	100.0
<b>Total</b>	<b>2,974</b>	<b>100.0</b>	<b>100.0</b>	<b>3,182</b>	<b>100.0</b>	<b>100.0</b>	<b>3,234</b>	<b>100.0</b>	<b>100.0</b>	<b>3,335</b>	<b>100.0</b>	<b>100.0</b>	<b>3,489</b>	<b>100.0</b>	<b>100.0</b>
Mean	44.6 months			45.2 months			47.2 months			48.3 months			48.8 months		
Median	23.9 months			24.9 months			28.9 months			28.1 months			27.9 months		
<b>FEMALES</b>															
Under 1 month	-	-	-	1	0.5	0.5	1	0.6	0.6	-	-	-	-	-	-
1 and under 3 months	6	3.1	3.1	11	5.7	6.2	7	3.9	4.5	6	3.0	3.0	16	6.6	6.6
3 and under 6 months	35	18.0	21.1	31	16.1	22.3	23	12.8	17.3	33	16.5	19.5	28	11.5	18.0
6 and under 12 months	42	21.6	42.8	37	19.2	41.5	42	23.5	40.8	46	23.0	42.5	41	16.8	34.8
1 and under 2 years	40	20.6	63.4	34	17.6	59.1	37	20.7	61.5	37	18.5	61.0	56	23.0	57.8
2 and under 5 years	39	20.1	83.5	49	25.4	84.5	38	21.2	82.7	44	22.0	83.0	62	25.4	83.2
5 and under 10 years	16	8.2	91.8	14	7.3	91.7	16	8.9	91.6	17	8.5	91.5	24	9.8	93.0
10 years and over	16	8.2	100.0	16	8.3	100.0	15	8.4	100.0	17	8.5	100.0	17	7.0	100.0
Indeterminate															
Life	-	-	100.0	-	-	100.0	-	-	100.0	-	-	100.0	-	-	100.0
Other (b)	-	-	100.0	-	-	100.0	-	-	100.0	-	-	100.0	-	-	100.0
<b>Total</b>	<b>194</b>	<b>100.0</b>	<b>100.0</b>	<b>193</b>	<b>100.0</b>	<b>100.0</b>	<b>179</b>	<b>100.0</b>	<b>100.0</b>	<b>200</b>	<b>100.0</b>	<b>100.0</b>	<b>244</b>	<b>100.0</b>	<b>100.0</b>
Mean	36.7 months			37.2 months			37.8 months			37.0 months			36.5 months		
Median	15.9 months			17.9 months			17.5 months			17.5 months			19.2 months		
<b>PERSONS</b>															
Under 1 month	24	0.8	0.8	28	0.8	0.8	27	0.8	0.8	20	0.6	0.6	24	0.6	0.6
1 and under 3 months	134	4.2	5.0	152	4.5	5.3	107	3.1	3.9	116	3.3	3.8	117	3.1	3.8
3 and under 6 months	357	11.3	16.3	340	10.1	15.4	313	9.2	13.1	359	10.2	14.0	349	9.3	13.1
6 and under 12 months	528	16.7	32.9	507	15.0	30.4	533	15.6	28.7	514	14.5	28.5	554	14.8	28.0
1 and under 2 years	575	18.2	51.1	620	18.4	48.8	569	16.7	45.4	639	18.1	46.6	691	18.5	46.5
2 and under 5 years	841	26.5	77.6	969	28.7	77.5	1,049	30.7	76.1	996	28.2	74.8	1,042	27.9	74.4
5 and under 10 years	397	12.5	90.2	432	12.8	90.3	478	14.0	90.1	517	14.6	89.4	552	14.8	89.2
10 years and over	296	9.3	99.5	310	9.2	99.5	321	9.4	99.5	358	10.1	99.5	385	10.3	99.5
Indeterminate															
Life	9	0.3	99.8	9	0.3	99.8	10	0.3	99.8	10	0.3	99.8	12	0.3	99.8
Other (b)	7	0.2	100.0	8	0.2	100.0	6	0.2	100.0	6	0.2	100.0	7	0.2	100.0
<b>Total</b>	<b>3,168</b>	<b>100.0</b>	<b>100.0</b>	<b>3,375</b>	<b>100.0</b>	<b>100.0</b>	<b>3,413</b>	<b>100.0</b>	<b>100.0</b>	<b>3,535</b>	<b>100.0</b>	<b>100.0</b>	<b>3,733</b>	<b>100.0</b>	<b>100.0</b>
Mean	44.1 months			44.8 months			46.7 months			47.7 months			48.0 months		
Median	23.8 months			24.0 months			27.9 months			27.0 months			27.0 months		

(a) Expected Time to Serve is based on the minimum term or non-parole period where one has been imposed or the fixed term sentence.  
(b) Other includes Governor's Pleasure and Indefinite sentences.

# 19 Unsentenced Prisoners

by most serious charge - male prisoners at 30 June

Most Serious Charge	30 June 2006		30 June 2007		30 June 2008		30 June 2009		30 June 2010	
	No.	%	No.	%	No.	%	No.	%	No.	%
<b>Offences Against the Person</b>										
Murder	80	11.7	73	9.8	65	8.7	60	8.2	57	7.8
Other homicide	34	5.0	25	3.4	30	4.0	23	3.1	18	2.4
Assault	85	12.4	135	18.1	148	19.7	186	25.4	195	26.5
Sex offences	67	9.8	63	8.5	68	9.1	68	9.3	76	10.3
Other offences against the person	28	4.1	24	3.2	26	3.5	15	2.0	24	3.3
<b>Sub-Total</b>	<b>294</b>	<b>42.9</b>	<b>320</b>	<b>43.0</b>	<b>337</b>	<b>44.9</b>	<b>352</b>	<b>48.0</b>	<b>370</b>	<b>50.3</b>
<b>Robbery and Extortion</b>										
Robbery	106	15.5	94	12.6	98	13.0	64	8.7	48	6.5
Extortion	-	-	-	-	-	-	2	0.3	3	0.4
<b>Sub-Total</b>	<b>106</b>	<b>15.5</b>	<b>94</b>	<b>12.6</b>	<b>98</b>	<b>13.0</b>	<b>66</b>	<b>9.0</b>	<b>51</b>	<b>6.9</b>
<b>Property Offences</b>										
Unlawful entry with intent	106	15.5	73	9.8	88	11.7	74	10.1	87	11.8
Deception and related offences	10	1.5	23	3.1	30	4.0	31	4.2	22	3.0
Receiving and handling proceeds of crime	6	0.9	3	0.4	3	0.4	1	0.1	3	0.4
Theft (including motor vehicle)	32	4.7	40	5.4	15	2.0	32	4.4	32	4.4
Property damage and environmental offences	9	1.3	17	2.3	21	2.8	9	1.2	5	0.7
<b>Sub-Total</b>	<b>163</b>	<b>23.8</b>	<b>156</b>	<b>21.0</b>	<b>157</b>	<b>20.9</b>	<b>147</b>	<b>20.1</b>	<b>149</b>	<b>20.3</b>
<b>Offences Against Good Order</b>										
Govt security/justice procedures offences	22	3.2	26	3.5	17	2.3	4	0.5	6	0.8
Unlawful possession of weapons	2	0.3	19	2.6	5	0.7	11	1.5	13	1.8
Other offences against good order	2	0.3	4	0.5	1	0.1	1	0.1	1	0.1
<b>Sub-Total</b>	<b>26</b>	<b>3.8</b>	<b>49</b>	<b>6.6</b>	<b>23</b>	<b>3.1</b>	<b>16</b>	<b>2.2</b>	<b>20</b>	<b>2.7</b>
<b>Drug Offences</b>										
Possess and/or Use drugs	1	0.1	2	0.3	3	0.4	2	0.3	2	0.3
Deal/traffic (including import/export)	85	12.4	110	14.8	124	16.5	120	16.4	105	14.3
Manufacture/cultivate (incl. other illicit drug offences)	4	0.6	4	0.5	7	0.9	25	3.4	30	4.1
<b>Sub-Total</b>	<b>90</b>	<b>13.1</b>	<b>116</b>	<b>15.6</b>	<b>134</b>	<b>17.8</b>	<b>147</b>	<b>20.1</b>	<b>137</b>	<b>18.6</b>
<b>Motor Vehicle, Traffic and Related Offences</b>										
Driving offences	1	0.1	6	0.8	1	0.1	4	0.5	2	0.3
Licence/registration offences	1	0.1	3	0.4	-	-	-	-	1	0.1
Other traffic offences	-	-	-	-	-	-	-	-	-	-
<b>Sub-Total</b>	<b>2</b>	<b>0.3</b>	<b>9</b>	<b>1.2</b>	<b>1</b>	<b>0.1</b>	<b>4</b>	<b>0.5</b>	<b>3</b>	<b>0.4</b>
<b>Other Offences</b>										
Other offences/Unknown	5	0.7	-	-	1	0.1	1	0.1	5	0.7
<b>Total - All Charges</b>	<b>686</b>	<b>100.0</b>	<b>744</b>	<b>100.0</b>	<b>751</b>	<b>100.0</b>	<b>733</b>	<b>100.0</b>	<b>735</b>	<b>100.0</b>

# 20 Unsentenced Prisoners

by most serious charge - female prisoners at 30 June

Most Serious Charge	30 June 2006		30 June 2007		30 June 2008		30 June 2009		30 June 2010	
	No.	%	No.	%	No.	%	No.	%	No.	%
<b>Offences Against the Person</b>										
Murder	10	19.6	6	9.4	5	8.5	4	4.9	12	17.4
Other homicide	1	2.0	6	9.4	2	3.4	5	6.1	2	2.9
Assault	2	3.9	7	10.9	10	16.9	9	11.0	14	20.3
Sex offences	2	3.9	2	3.1	1	1.7	2	2.4	2	2.9
Other offences against the person	1	2.0	2	3.1	1	1.7	3	3.7	1	1.4
<b>Sub-Total</b>	<b>16</b>	<b>31.4</b>	<b>23</b>	<b>35.9</b>	<b>19</b>	<b>32.2</b>	<b>23</b>	<b>28.0</b>	<b>31</b>	<b>44.9</b>
<b>Robbery and Extortion</b>										
Robbery	11	21.6	7	10.9	9	15.3	5	6.1	2	2.9
Extortion	-	-	-	-	1	1.7	1	1.2	-	-
<b>Sub-Total</b>	<b>11</b>	<b>21.6</b>	<b>7</b>	<b>10.9</b>	<b>10</b>	<b>16.9</b>	<b>6</b>	<b>7.3</b>	<b>2</b>	<b>2.9</b>
<b>Property Offences</b>										
Unlawful entry with intent	12	23.5	4	6.3	5	8.5	6	7.3	5	7.2
Deception and related offences	1	2.0	6	9.4	2	3.4	5	6.1	4	5.8
Receiving and handling proceeds of crime	-	-	-	-	-	-	1	1.2	-	-
Theft (including motor vehicle)	4	7.8	7	10.9	7	11.9	7	8.5	3	4.3
Property damage and environmental offences	1	2.0	3	4.7	3	5.1	1	1.2	1	1.4
<b>Sub-Total</b>	<b>18</b>	<b>35.3</b>	<b>20</b>	<b>31.3</b>	<b>17</b>	<b>28.8</b>	<b>20</b>	<b>24.4</b>	<b>13</b>	<b>18.8</b>
<b>Offences Against Good Order</b>										
Govt security/justice procedures offences	-	-	2	3.1	1	1.7	2	2.4	-	-
Unlawful possession of weapons	-	-	1	1.6	2	3.4	1	1.2	1	1.4
Other offences against good order	-	-	1	1.6	-	-	2	2.4	-	-
<b>Sub-Total</b>	<b>-</b>	<b>-</b>	<b>4</b>	<b>6.3</b>	<b>3</b>	<b>5.1</b>	<b>5</b>	<b>6.1</b>	<b>1</b>	<b>1.4</b>
<b>Drug Offences</b>										
Possess and/or Use drugs	-	-	1	1.6	-	-	1	1.2	-	-
Deal/traffic (including import/export)	6	11.8	8	12.5	9	15.3	19	23.2	15	21.7
Manufacture/cultivate (incl. other illicit drug offences)	-	-	-	-	1	1.7	6	7.3	6	8.7
<b>Sub-Total</b>	<b>6</b>	<b>11.8</b>	<b>9</b>	<b>14.1</b>	<b>10</b>	<b>16.9</b>	<b>26</b>	<b>31.7</b>	<b>21</b>	<b>30.4</b>
<b>Motor Vehicle, Traffic and Related Offences</b>										
Driving offences	-	-	-	-	-	-	1	1.2	1	1.4
Licence/registration offences	-	-	1	1.6	-	-	-	-	-	-
Other traffic offences	-	-	-	-	-	-	-	-	-	-
<b>Sub-Total</b>	<b>-</b>	<b>-</b>	<b>1</b>	<b>1.6</b>	<b>-</b>	<b>-</b>	<b>1</b>	<b>1.2</b>	<b>1</b>	<b>1.4</b>
<b>Other Offences</b>										
Other offences/Unknown	-	-	-	-	-	-	1	1.2	-	-
<b>Total - All Charges</b>	<b>51</b>	<b>100.0</b>	<b>64</b>	<b>100.0</b>	<b>59</b>	<b>100.0</b>	<b>82</b>	<b>100.0</b>	<b>69</b>	<b>100.0</b>

# 21 All Unsentenced Prisoners

by most serious charge at 30 June

Most Serious Charge	30 June 2006		30 June 2007		30 June 2008		30 June 2009		30 June 2010	
	No.	%	No.	%	No.	%	No.	%	No.	%
<b>Offences Against the Person</b>										
Murder	90	12.2	79	9.8	70	8.6	64	7.9	69	8.6
Other homicide	35	4.7	31	3.8	32	4.0	28	3.4	20	2.5
Assault	87	11.8	142	17.6	158	19.5	195	23.9	209	26.0
Sex offences	69	9.4	65	8.0	69	8.5	70	8.6	78	9.7
Other offences against the person	29	3.9	26	3.2	27	3.3	18	2.2	25	3.1
<b>Sub-Total</b>	<b>310</b>	<b>42.1</b>	<b>343</b>	<b>42.5</b>	<b>356</b>	<b>44.0</b>	<b>375</b>	<b>46.0</b>	<b>401</b>	<b>49.9</b>
<b>Robbery and Extortion</b>										
Robbery	117	15.9	101	12.5	107	13.2	69	8.5	50	6.2
Extortion	-	-	-	-	1	0.1	3	0.4	3	0.4
<b>Sub-Total</b>	<b>117</b>	<b>15.9</b>	<b>101</b>	<b>12.5</b>	<b>108</b>	<b>13.3</b>	<b>72</b>	<b>8.8</b>	<b>53</b>	<b>6.6</b>
<b>Property Offences</b>										
Unlawful entry with intent	118	16.0	77	9.5	93	11.5	80	9.8	92	11.4
Deception and related offences	11	1.5	29	3.6	32	4.0	36	4.4	26	3.2
Receiving and handling proceeds of crime	6	0.8	3	0.4	3	0.4	2	0.2	3	0.4
Theft (including motor vehicle)	36	4.9	47	5.8	22	2.7	39	4.8	35	4.4
Property damage and environmental offences	10	1.4	20	2.5	24	3.0	10	1.2	6	0.7
<b>Sub-Total</b>	<b>181</b>	<b>24.6</b>	<b>176</b>	<b>21.8</b>	<b>174</b>	<b>21.5</b>	<b>167</b>	<b>20.5</b>	<b>162</b>	<b>20.1</b>
<b>Offences Against Good Order</b>										
Govt security/justice procedures offences	22	2.9	28	3.5	18	2.2	6	0.7	6	0.7
Unlawful possession of weapons	2	0.3	20	2.5	7	0.9	12	1.5	14	1.7
Other offences against good order	2	0.3	5	0.6	1	0.1	3	0.4	1	0.1
<b>Sub-Total</b>	<b>26</b>	<b>3.5</b>	<b>53</b>	<b>6.6</b>	<b>26</b>	<b>3.2</b>	<b>21</b>	<b>2.6</b>	<b>21</b>	<b>2.6</b>
<b>Drug Offences</b>										
Possess and/or Use drugs	1	0.1	3	0.4	3	0.4	3	0.4	2	0.2
Deal/traffic (including import/export)	91	12.3	118	14.6	133	16.4	139	17.1	120	14.9
Manufacture/cultivate (incl. other illicit drug offences)	4	0.5	4	0.5	8	1.0	31	3.8	36	4.5
<b>Sub-Total</b>	<b>96</b>	<b>13.0</b>	<b>125</b>	<b>15.5</b>	<b>144</b>	<b>17.8</b>	<b>173</b>	<b>21.2</b>	<b>158</b>	<b>19.7</b>
<b>Motor Vehicle, Traffic and Related Offences</b>										
Driving offences	1	0.1	6	0.7	1	0.1	5	0.6	3	0.4
Licence/registration offences	1	0.1	4	0.5	-	-	-	-	1	0.1
Other traffic offences	-	-	-	-	-	-	-	-	-	-
<b>Sub-Total</b>	<b>2</b>	<b>0.3</b>	<b>10</b>	<b>1.2</b>	<b>1</b>	<b>0.1</b>	<b>5</b>	<b>0.6</b>	<b>4</b>	<b>0.5</b>
<b>Other Offences</b>										
Other offences/Unknown	5	0.7	-	-	1	0.1	2	0.2	5	0.6
<b>Total - All Charges</b>	<b>737</b>	<b>100.0</b>	<b>808</b>	<b>100.0</b>	<b>810</b>	<b>100.0</b>	<b>815</b>	<b>100.0</b>	<b>804</b>	<b>100.0</b>

# 22 Unsentenced Prisoners

by level of court of remand and time already served on remand at 30 June

Time Already Served	30 June 2006			30 June 2007			30 June 2008			30 June 2009			30 June 2010		
	No.	%	Cumulative %	No.	%	Cumulative %	No.	%	Cumulative %	No.	%	Cumulative %	No.	%	Cumulative %
<b>Higher Courts (a)</b>															
Under 1 month	27	9.1	9.1	19	5.7	5.7	21	6.7	6.7	26	8.5	8.5	20	7.0	7.0
1 and under 3 months	35	11.8	20.9	35	10.4	16.1	23	7.4	14.1	35	11.4	19.9	25	8.7	15.7
3 and under 6 months	43	14.5	35.5	56	16.7	32.8	60	19.2	33.3	49	16.0	35.8	51	17.8	33.6
6 and under 12 months	95	32.1	67.6	115	34.3	67.2	93	29.8	63.1	94	30.6	66.4	93	32.5	66.1
One year and over	96	32.4	100.0	110	32.8	100.0	115	36.9	100.0	103	33.6	100.0	97	33.9	100.0
<b>Total</b>	<b>296</b>	<b>100.0</b>	<b>100.0</b>	<b>335</b>	<b>100.0</b>	<b>100.0</b>	<b>312</b>	<b>100.0</b>	<b>100.0</b>	<b>307</b>	<b>100.0</b>	<b>100.0</b>	<b>286</b>	<b>100.0</b>	<b>100.0</b>
Mean	10.4	months		10.5	months		11.3	months		10.9	months		10.5	months	
90th percentile	20.6	months		19.7	months		24.0	months		23.4	months		20.4	months	
<b>Lower Courts (b)</b>															
Under 1 month	193	43.8	43.8	164	34.7	34.7	164	32.9	32.9	142	28.0	28.0	160	30.9	30.9
1 and under 3 months	148	33.6	77.3	190	40.2	74.8	179	35.9	68.9	205	40.4	68.3	157	30.3	61.2
3 and under 6 months	64	14.5	91.8	80	16.9	91.8	106	21.3	90.2	97	19.1	87.4	141	27.2	88.4
6 and under 12 months	33	7.5	99.3	32	6.8	98.5	47	9.4	99.6	57	11.2	98.6	52	10.0	98.5
One year and over	3	0.7	100.0	7	1.5	100.0	2	0.4	100.0	7	1.4	100.0	8	1.5	100.0
<b>Total</b>	<b>441</b>	<b>100.0</b>	<b>100.0</b>	<b>473</b>	<b>100.0</b>	<b>100.0</b>	<b>498</b>	<b>100.0</b>	<b>100.0</b>	<b>508</b>	<b>100.0</b>	<b>100.0</b>	<b>518</b>	<b>100.0</b>	<b>100.0</b>
Mean	2.1	months		2.4	months		2.6	months		2.9	months		2.9	months	
90th percentile	5.4	months		5.5	months		5.9	months		6.9	months		6.3	months	
<b>Other courts (c)</b>															
Under 1 month	-	-	-	-	-	-	-	-	-	-	-	-	-	-	-
1 and under 3 months	-	-	-	-	-	-	-	-	-	-	-	-	-	-	-
3 and under 6 months	-	-	-	-	-	-	-	-	-	-	-	-	-	-	-
6 and under 12 months	-	-	-	-	-	-	-	-	-	-	-	-	-	-	-
One year and over	-	-	-	-	-	-	-	-	-	-	-	-	-	-	-
<b>Total</b>	<b>-</b>	<b>-</b>	<b>-</b>	<b>-</b>	<b>-</b>	<b>-</b>	<b>-</b>	<b>-</b>	<b>-</b>	<b>-</b>	<b>-</b>	<b>-</b>	<b>-</b>	<b>-</b>	<b>-</b>
Mean	-	months		-	months		-	months		-	months		-	months	
90th percentile	-	months		-	months		-	months		-	months		-	months	
<b>Total courts</b>															
Under 1 month	220	29.9	29.9	183	22.6	22.6	185	22.8	22.8	168	20.6	20.6	180	22.4	22.4
1 and under 3 months	183	24.8	54.7	225	27.8	50.5	202	24.9	47.8	240	29.4	50.1	182	22.6	45.0
3 and under 6 months	107	14.5	69.2	136	16.8	67.3	166	20.5	68.3	146	17.9	68.0	192	23.9	68.9
6 and under 12 months	128	17.4	86.6	147	18.2	85.5	140	17.3	85.6	151	18.5	86.5	145	18.0	86.9
One year and over	99	13.4	100.0	117	14.5	100.0	117	14.4	100.0	110	13.5	100.0	105	13.1	100.0
<b>Total</b>	<b>737</b>	<b>100.0</b>	<b>100.0</b>	<b>808</b>	<b>100.0</b>	<b>100.0</b>	<b>810</b>	<b>100.0</b>	<b>100.0</b>	<b>815</b>	<b>100.0</b>	<b>100.0</b>	<b>804</b>	<b>100.0</b>	<b>100.0</b>
Mean	5.4	months		5.8	months		5.9	months		5.9	months		5.6	months	
90th percentile	13.7	months		14.0	months		14.0	months		14.9	months		14.0	months	

(a) Higher Courts are the Supreme and County Courts.

(b) Lower Courts are the Magistrates' Courts.

(c) Other includes prisoners held in custody under a Department of Immigration order.

# 23 All Prisoners

by most serious offence/charge - males at 30 June

Most Serious Offence/Charge	30 June 2006		30 June 2007		30 June 2008		30 June 2009		30 June 2010	
	No.	%	No.	%	No.	%	No.	%	No.	%
<b>Offences Against the Person</b>										
Murder	319	8.7	324	8.3	316	7.9	324	8.0	325	7.7
Other homicide	147	4.0	163	4.2	175	4.4	162	4.0	152	3.6
Assault	332	9.1	408	10.4	532	13.4	581	14.3	612	14.5
Sex offences	494	13.5	559	14.2	635	15.9	686	16.9	712	16.9
Other offences against the person	70	1.9	87	2.2	82	2.1	70	1.7	79	1.9
<b>Sub-Total</b>	<b>1,362</b>	<b>37.2</b>	<b>1,541</b>	<b>39.3</b>	<b>1,740</b>	<b>43.7</b>	<b>1,823</b>	<b>44.8</b>	<b>1,880</b>	<b>44.5</b>
<b>Robbery and Extortion</b>										
Robbery	372	10.2	347	8.8	351	8.8	322	7.9	313	7.4
Extortion	3	0.1	3	0.1	3	0.1	6	0.1	10	0.2
<b>Sub-Total</b>	<b>375</b>	<b>10.2</b>	<b>350</b>	<b>8.9</b>	<b>354</b>	<b>8.9</b>	<b>328</b>	<b>8.1</b>	<b>323</b>	<b>7.6</b>
<b>Property Offences</b>										
Unlawful entry with intent	486	13.3	475	12.1	478	12.0	441	10.8	525	12.4
Deception and related offences	96	2.6	123	3.1	120	3.0	134	3.3	105	2.5
Receiving and handling proceeds of crime	30	0.8	25	0.6	37	0.9	31	0.8	38	0.9
Theft (including motor vehicle)	253	6.9	292	7.4	155	3.9	180	4.4	210	5.0
Property damage and environmental offences	42	1.1	55	1.4	52	1.3	34	0.8	46	1.1
<b>Sub-Total</b>	<b>907</b>	<b>24.8</b>	<b>970</b>	<b>24.7</b>	<b>842</b>	<b>21.1</b>	<b>820</b>	<b>20.2</b>	<b>924</b>	<b>21.9</b>
<b>Offences Against Good Order</b>										
Govt security/justice procedures offences	401	11.0	389	9.9	385	9.7	381	9.4	401	9.5
Unlawful possession of weapons	14	0.4	40	1.0	39	1.0	46	1.1	35	0.8
Other offences against good order	20	0.5	19	0.5	16	0.4	15	0.4	16	0.4
<b>Sub-Total</b>	<b>435</b>	<b>11.9</b>	<b>448</b>	<b>11.4</b>	<b>440</b>	<b>11.0</b>	<b>442</b>	<b>10.9</b>	<b>452</b>	<b>10.7</b>
<b>Drug Offences</b>										
Possess and/or Use drugs	13	0.4	11	0.3	8	0.2	18	0.4	20	0.5
Deal/traffic (including import/export)	319	8.7	381	9.7	424	10.6	427	10.5	396	9.4
Manufacture/cultivate (incl. other illicit drug offences)	42	1.1	50	1.3	52	1.3	85	2.1	85	2.0
<b>Sub-Total</b>	<b>374</b>	<b>10.2</b>	<b>442</b>	<b>11.3</b>	<b>484</b>	<b>12.1</b>	<b>530</b>	<b>13.0</b>	<b>501</b>	<b>11.9</b>
<b>Motor Vehicle, Traffic and Related Offences</b>										
Driving offences	23	0.6	48	1.2	46	1.2	47	1.2	57	1.3
Licence/registration offences	108	3.0	121	3.1	76	1.9	76	1.9	78	1.8
Other traffic offences	-	-	-	-	2	0.1	-	-	-	-
<b>Sub-Total</b>	<b>131</b>	<b>3.6</b>	<b>169</b>	<b>4.3</b>	<b>124</b>	<b>3.1</b>	<b>123</b>	<b>3.0</b>	<b>135</b>	<b>3.2</b>
<b>Other Offences</b>										
Other offences/Unknown	76	2.1	6	0.2	1	0.0	2	0.0	9	0.2
<b>Total - All Offences/Charges</b>	<b>3,660</b>	<b>100.0</b>	<b>3,926</b>	<b>100.0</b>	<b>3,985</b>	<b>100.0</b>	<b>4,068</b>	<b>100.0</b>	<b>4,224</b>	<b>100.0</b>

# 24 All Prisoners

by most serious offence/charge - females at 30 June

Most Serious Offence/Charge	30 June 2006		30 June 2007		30 June 2008		30 June 2009		30 June 2010	
	No.	%	No.	%	No.	%	No.	%	No.	%
<b>Offences Against the Person</b>										
Murder	29	11.8	24	9.3	22	9.2	22	7.8	30	9.6
Other homicide	15	6.1	21	8.2	17	7.1	24	8.5	24	7.7
Assault	12	4.9	15	5.8	19	8.0	24	8.5	31	9.9
Sex offences	6	2.4	8	3.1	6	2.5	9	3.2	10	3.2
Other offences against the person	4	1.6	5	1.9	2	0.8	3	1.1	3	1.0
<b>Sub-Total</b>	<b>66</b>	<b>26.9</b>	<b>73</b>	<b>28.4</b>	<b>66</b>	<b>27.7</b>	<b>82</b>	<b>29.1</b>	<b>98</b>	<b>31.3</b>
<b>Robbery and Extortion</b>										
Robbery	23	9.4	19	7.4	20	8.4	16	5.7	19	6.1
Extortion	-	-	-	-	1	0.4	1	0.4	-	-
<b>Sub-Total</b>	<b>23</b>	<b>9.4</b>	<b>19</b>	<b>7.4</b>	<b>21</b>	<b>8.8</b>	<b>17</b>	<b>6.0</b>	<b>19</b>	<b>6.1</b>
<b>Property Offences</b>										
Unlawful entry with intent	26	10.6	21	8.2	22	9.2	18	6.4	19	6.1
Deception and related offences	17	6.9	25	9.7	20	8.4	25	8.9	30	9.6
Receiving and handling proceeds of crime	2	0.8	3	1.2	1	0.4	4	1.4	7	2.2
Theft (including motor vehicle)	36	14.7	40	15.6	27	11.3	41	14.5	33	10.5
Property damage and environmental offences	2	0.8	5	1.9	5	2.1	6	2.1	6	1.9
<b>Sub-Total</b>	<b>83</b>	<b>33.9</b>	<b>94</b>	<b>36.6</b>	<b>75</b>	<b>31.5</b>	<b>94</b>	<b>33.3</b>	<b>95</b>	<b>30.4</b>
<b>Offences Against Good Order</b>										
Govt security/justice procedures offences	32	13.1	29	11.3	38	16.0	25	8.9	30	9.6
Unlawful possession of weapons	-	-	1	0.4	2	0.8	1	0.4	1	0.3
Other offences against good order	-	-	2	0.8	-	-	5	1.8	-	-
<b>Sub-Total</b>	<b>32</b>	<b>13.1</b>	<b>32</b>	<b>12.5</b>	<b>40</b>	<b>16.8</b>	<b>31</b>	<b>11.0</b>	<b>31</b>	<b>9.9</b>
<b>Drug Offences</b>										
Possess and/or Use drugs	1	0.4	1	0.4	1	0.4	2	0.7	2	0.6
Deal/traffic (including import/export)	29	11.8	31	12.1	33	13.9	42	14.9	53	16.9
Manufacture/cultivate (incl. other illicit drug offences)	5	2.0	-	-	1	0.4	10	3.5	9	2.9
<b>Sub-Total</b>	<b>35</b>	<b>14.3</b>	<b>32</b>	<b>12.5</b>	<b>35</b>	<b>14.7</b>	<b>54</b>	<b>19.1</b>	<b>64</b>	<b>20.4</b>
<b>Motor Vehicle, Traffic and Related Offences</b>										
Driving offences	-	-	2	0.8	-	-	1	0.4	4	1.3
Licence/registration offences	2	0.8	5	1.9	1	0.4	2	0.7	2	0.6
Other traffic offences	-	-	-	-	-	-	-	-	-	-
<b>Sub-Total</b>	<b>2</b>	<b>0.8</b>	<b>7</b>	<b>2.7</b>	<b>1</b>	<b>0.4</b>	<b>3</b>	<b>1.1</b>	<b>6</b>	<b>1.9</b>
<b>Other Offences</b>										
Other offences/Unknown	4	1.6	-	-	-	-	1	0.4	-	-
<b>Total - All Offences/Charges</b>	<b>245</b>	<b>100.0</b>	<b>257</b>	<b>100.0</b>	<b>238</b>	<b>100.0</b>	<b>282</b>	<b>100.0</b>	<b>313</b>	<b>100.0</b>

# 25 All Prisoners

by most serious offence/charge at 30 June

Most Serious Offence/Charge	30 June 2006		30 June 2007		30 June 2008		30 June 2009		30 June 2010	
	No.	%	No.	%	No.	%	No.	%	No.	%
<b>Offences Against the Person</b>										
Murder	348	8.9	348	8.3	338	8.0	346	8.0	355	7.8
Other homicide	162	4.1	184	4.4	192	4.5	186	4.3	176	3.9
Assault	344	8.8	423	10.1	551	13.0	605	13.9	643	14.2
Sex offences	500	12.8	567	13.6	641	15.2	695	16.0	722	15.9
Other offences against the person	74	1.9	92	2.2	84	2.0	73	1.7	82	1.8
<b>Sub-Total</b>	<b>1,428</b>	<b>36.6</b>	<b>1,614</b>	<b>38.6</b>	<b>1,806</b>	<b>42.8</b>	<b>1,905</b>	<b>43.8</b>	<b>1,978</b>	<b>43.6</b>
<b>Robbery and Extortion</b>										
Robbery	395	10.1	366	8.7	371	8.8	338	7.8	332	7.3
Extortion	3	0.1	3	0.1	4	0.1	7	0.2	10	0.2
<b>Sub-Total</b>	<b>398</b>	<b>10.2</b>	<b>369</b>	<b>8.8</b>	<b>375</b>	<b>8.9</b>	<b>345</b>	<b>7.9</b>	<b>342</b>	<b>7.5</b>
<b>Property Offences</b>										
Unlawful entry with intent	512	13.1	496	11.9	500	11.8	459	10.6	544	12.0
Deception and related offences	113	2.9	148	3.5	140	3.3	159	3.7	135	3.0
Receiving and handling proceeds of crime	32	0.8	28	0.7	38	0.9	35	0.8	45	1.0
Theft (including motor vehicle)	289	7.4	332	7.9	182	4.3	221	5.1	243	5.4
Property damage and environmental offences	44	1.1	60	1.4	57	1.3	40	0.9	52	1.1
<b>Sub-Total</b>	<b>990</b>	<b>25.4</b>	<b>1,064</b>	<b>25.4</b>	<b>917</b>	<b>21.7</b>	<b>914</b>	<b>21.0</b>	<b>1,019</b>	<b>22.5</b>
<b>Offences Against Good Order</b>										
Govt security/justice procedures offences	433	11.1	418	10.0	423	10.0	406	9.3	431	9.5
Unlawful possession of weapons	14	0.4	41	1.0	41	1.0	47	1.1	36	0.8
Other offences against good order	20	0.5	21	0.5	16	0.4	20	0.5	16	0.4
<b>Sub-Total</b>	<b>467</b>	<b>12.0</b>	<b>480</b>	<b>11.5</b>	<b>480</b>	<b>11.4</b>	<b>473</b>	<b>10.9</b>	<b>483</b>	<b>10.6</b>
<b>Drug Offences</b>										
Possess and/or Use drugs	14	0.4	12	0.3	9	0.2	20	0.5	22	0.5
Deal/traffic (including import/export)	348	8.9	412	9.8	457	10.8	469	10.8	449	9.9
Manufacture/cultivate (incl. other illicit drug offences)	47	1.2	50	1.2	53	1.3	95	2.2	94	2.1
<b>Sub-Total</b>	<b>409</b>	<b>10.5</b>	<b>474</b>	<b>11.3</b>	<b>519</b>	<b>12.3</b>	<b>584</b>	<b>13.4</b>	<b>565</b>	<b>12.5</b>
<b>Motor Vehicle, Traffic and Related Offences</b>										
Driving offences	23	0.6	50	1.2	46	1.1	48	1.1	61	1.3
Licence/registration offences	110	2.8	126	3.0	77	1.8	78	1.8	80	1.8
Other traffic offences	-	-	-	-	2	0.0	-	-	-	-
<b>Sub-Total</b>	<b>133</b>	<b>3.4</b>	<b>176</b>	<b>4.2</b>	<b>125</b>	<b>3.0</b>	<b>126</b>	<b>2.9</b>	<b>141</b>	<b>3.1</b>
<b>Other Offences</b>										
Other offences/Unknown	80	2.0	6	0.1	1	0.0	3	0.1	9	0.2
<b>Total - All Offences/Charges</b>	<b>3,905</b>	<b>100.0</b>	<b>4,183</b>	<b>100.0</b>	<b>4,223</b>	<b>100.0</b>	<b>4,350</b>	<b>100.0</b>	<b>4,537</b>	<b>100.0</b>

# 26 All Prisoners

by sex and country of birth at 30 June

Country of Birth	30 June 2006		30 June 2007		30 June 2008		30 June 2009		30 June 2010	
	No.	%	No.	%	No.	%	No.	%	No.	%
<b>MALES</b>										
Australia	2,784	76.1	2,982	76.0	3,035	76.2	3,051	75.0	3,236	76.6
New Zealand	93	2.5	79	2.0	69	1.7	81	2.0	85	2.0
United Kingdom & Ireland	93	2.5	103	2.6	97	2.4	86	2.1	82	1.9
Vietnam	164	4.5	186	4.7	188	4.7	207	5.1	195	4.6
Yugoslavia	34	0.9	33	0.8	32	0.8	33	0.8	30	0.7
Turkey	33	0.9	32	0.8	42	1.1	45	1.1	44	1.0
Lebanon	30	0.8	37	0.9	43	1.1	49	1.2	50	1.2
Greece	23	0.6	20	0.5	32	0.8	32	0.8	26	0.6
Italy	25	0.7	26	0.7	23	0.6	31	0.8	28	0.7
China (incl. Hong Kong)	26	0.7	34	0.9	32	0.8	33	0.8	29	0.7
Indochina	14	0.4	14	0.4	16	0.4	19	0.5	11	0.3
Singapore	14	0.4	16	0.4	10	0.3	12	0.3	10	0.2
Malaysia	12	0.3	11	0.3	8	0.2	11	0.3	18	0.4
Europe - other	98	2.7	120	3.1	110	2.8	118	2.9	121	2.9
Asia - other	51	1.4	50	1.3	65	1.6	68	1.7	74	1.8
Horn of Africa	19	0.5	28	0.7	34	0.9	50	1.2	45	1.1
Africa - other	21	0.6	26	0.7	26	0.7	27	0.7	31	0.7
Pacific Islands	25	0.7	36	0.9	37	0.9	29	0.7	42	1.0
Middle East - other	18	0.5	24	0.6	29	0.7	34	0.8	29	0.7
Central & South America	15	0.4	18	0.5	19	0.5	19	0.5	18	0.4
USA & Canada	14	0.4	12	0.3	7	0.2	5	0.1	7	0.2
Unknown/Other	54	1.5	39	1.0	31	0.8	28	0.7	13	0.3
<b>Total</b>	<b>3,660</b>	<b>100.0</b>	<b>3,926</b>	<b>100.0</b>	<b>3,985</b>	<b>100.0</b>	<b>4,068</b>	<b>100.0</b>	<b>4,224</b>	<b>100.0</b>
<b>FEMALES</b>										
Australia	200	81.6	213	82.9	183	76.9	201	71.3	221	70.6
New Zealand	2	0.8	5	1.9	6	2.5	3	1.1	4	1.3
United Kingdom & Ireland	5	2.0	7	2.7	6	2.5	8	2.8	4	1.3
Vietnam	15	6.1	14	5.4	23	9.7	39	13.8	40	12.8
Yugoslavia	-	-	2	0.8	-	-	1	0.4	-	-
Turkey	1	0.4	1	0.4	1	0.4	2	0.7	1	0.3
Lebanon	1	0.4	-	-	1	0.4	1	0.4	2	0.6
Greece	2	0.8	-	-	1	0.4	2	0.7	2	0.6
Italy	-	-	1	0.4	-	-	-	-	1	0.3
China (incl. Hong Kong)	4	1.6	3	1.2	3	1.3	3	1.1	4	1.3
Indochina	2	0.8	1	0.4	1	0.4	-	-	2	0.6
Singapore	-	-	1	0.4	1	0.4	1	0.4	-	-
Malaysia	-	-	-	-	1	0.4	2	0.7	4	1.3
Europe - other	4	1.6	6	2.3	3	1.3	6	2.1	9	2.9
Asia - other	4	1.6	2	0.8	4	1.7	5	1.8	7	2.2
Horn of Africa	-	-	-	-	-	-	-	-	-	-
Africa - other	3	1.2	1	0.4	1	0.4	5	1.8	8	2.6
Pacific Islands	-	-	-	-	-	-	-	-	1	0.3
Middle East - other	-	-	-	-	-	-	-	-	-	-
Central & South America	1	0.4	-	-	-	-	1	0.4	2	0.6
USA & Canada	-	-	-	-	2	0.8	1	0.4	1	0.3
Unknown/Other	1	0.4	-	-	1	0.4	1	0.4	-	-
<b>Total</b>	<b>245</b>	<b>100.0</b>	<b>257</b>	<b>100.0</b>	<b>238</b>	<b>100.0</b>	<b>282</b>	<b>100.0</b>	<b>313</b>	<b>100.0</b>
<b>PERSONS</b>										
Australia	2,984	76.4	3,195	76.4	3,218	76.2	3,252	74.8	3,457	76.2
New Zealand	95	2.4	84	2.0	75	1.8	84	1.9	89	2.0
United Kingdom & Ireland	98	2.5	110	2.6	103	2.4	94	2.2	86	1.9
Vietnam	179	4.6	200	4.8	211	5.0	246	5.7	235	5.2
Yugoslavia	34	0.9	35	0.8	32	0.8	34	0.8	30	0.7
Turkey	34	0.9	33	0.8	43	1.0	47	1.1	45	1.0
Lebanon	31	0.8	37	0.9	44	1.0	50	1.1	52	1.1
Greece	25	0.6	20	0.5	33	0.8	34	0.8	28	0.6
Italy	25	0.6	27	0.6	23	0.5	31	0.7	29	0.6
China (incl. Hong Kong)	30	0.8	37	0.9	35	0.8	36	0.8	33	0.7
Indochina	16	0.4	15	0.4	17	0.4	19	0.4	13	0.3
Singapore	14	0.4	17	0.4	11	0.3	13	0.3	10	0.2
Malaysia	12	0.3	11	0.3	9	0.2	13	0.3	22	0.5
Europe - other	102	2.6	126	3.0	113	2.7	124	2.9	130	2.9
Asia - other	55	1.4	52	1.2	69	1.6	73	1.7	81	1.8
Horn of Africa	19	0.5	28	0.7	34	0.8	50	1.1	45	1.0
Africa - other	24	0.6	27	0.6	27	0.6	32	0.7	39	0.9
Pacific Islands	25	0.6	36	0.9	37	0.9	29	0.7	43	0.9
Middle East - other	18	0.5	24	0.6	29	0.7	34	0.8	29	0.6
Central & South America	16	0.4	18	0.4	19	0.4	20	0.5	20	0.4
USA & Canada	14	0.4	12	0.3	9	0.2	6	0.1	8	0.2
Unknown/Other	55	1.4	39	0.9	32	0.8	29	0.7	13	0.3
<b>Total</b>	<b>3,905</b>	<b>100.0</b>	<b>4,183</b>	<b>100.0</b>	<b>4,223</b>	<b>100.0</b>	<b>4,350</b>	<b>100.0</b>	<b>4,537</b>	<b>100.0</b>

# 27 All Prisoners

by sex and first language of country of birth at 30 June

First Language of Country of Birth	30 June 2006		30 June 2007		30 June 2008		30 June 2009		30 June 2010	
	No.	%	No.	%	No.	%	No.	%	No.	%
<b>MALES</b>										
English (a)	2,984	81.5	3,176	80.9	3,208	80.5	3,223	79.2	3,410	80.7
Not English	622	17.0	711	18.1	746	18.7	817	20.1	801	19.0
Unknown country of birth	54	1.5	39	1.0	31	0.8	28	0.7	13	0.3
<b>Total</b>	<b>3,660</b>	<b>100.0</b>	<b>3,926</b>	<b>100.0</b>	<b>3,985</b>	<b>100.0</b>	<b>4,068</b>	<b>100.0</b>	<b>4,224</b>	<b>100.0</b>
<b>FEMALES</b>										
English (a)	207	84.5	225	87.5	197	82.8	213	75.5	230	73.5
Not English	37	15.1	32	12.5	40	16.8	68	24.1	83	26.5
Unknown country of birth	1	0.4	-	-	1	0.4	1	0.4	-	-
<b>Total</b>	<b>245</b>	<b>100.0</b>	<b>257</b>	<b>100.0</b>	<b>238</b>	<b>100.0</b>	<b>282</b>	<b>100.0</b>	<b>313</b>	<b>100.0</b>
<b>PERSONS</b>										
English (a)	3,191	81.7	3,401	81.3	3,405	80.6	3,436	79.0	3,640	80.2
Not English	659	16.9	743	17.8	786	18.6	885	20.3	884	19.5
Unknown country of birth	55	1.4	39	0.9	32	0.8	29	0.7	13	0.3
<b>Total</b>	<b>3,905</b>	<b>100.0</b>	<b>4,183</b>	<b>100.0</b>	<b>4,223</b>	<b>100.0</b>	<b>4,350</b>	<b>100.0</b>	<b>4,537</b>	<b>100.0</b>

(a) Includes prisoners born in Australia (including External Territories), New Zealand, United Kingdom, Ireland, USA and Canada.

# 28 All Prisoners

by sex and highest level of education (on reception) at 30 June

Highest Level of Education	30 June 2006		30 June 2007		30 June 2008		30 June 2009		30 June 2010	
	No.	%	No.	%	No.	%	No.	%	No.	%
<b>MALES</b>										
Tertiary/Other post secondary	91	2.5	91	2.3	92	2.3	88	2.2	69	1.6
Technical and Trade	1	0.0	3	0.1	6	0.2	2	0.0	6	0.1
Completed secondary	199	5.4	178	4.5	162	4.1	154	3.8	149	3.5
Part secondary	3,178	86.8	3,391	86.4	3,484	87.4	3,625	89.1	3,817	90.4
Completed primary	98	2.7	89	2.3	83	2.1	66	1.6	61	1.4
Part primary	30	0.8	29	0.7	24	0.6	23	0.6	24	0.6
No formal schooling	5	0.1	4	0.1	3	0.1	2	0.0	4	0.1
Unknown	58	1.6	141	3.6	131	3.3	108	2.7	94	2.2
<b>Total</b>	<b>3,660</b>	<b>100.0</b>	<b>3,926</b>	<b>100.0</b>	<b>3,985</b>	<b>100.0</b>	<b>4,068</b>	<b>100.0</b>	<b>4,224</b>	<b>100.0</b>
<b>FEMALES</b>										
Tertiary/Other post secondary	18	7.3	14	5.4	12	5.0	14	5.0	24	7.7
Technical and Trade	1	0.4	-	-	-	-	3	1.1	2	0.6
Completed secondary	30	12.2	31	12.1	25	10.5	23	8.2	30	9.6
Part secondary	178	72.7	190	73.9	182	76.5	222	78.7	230	73.5
Completed primary	3	1.2	4	1.6	5	2.1	5	1.8	6	1.9
Part primary	4	1.6	3	1.2	4	1.7	5	1.8	7	2.2
No formal schooling	2	0.8	2	0.8	3	1.3	3	1.1	2	0.6
Unknown	9	3.7	13	5.1	7	2.9	7	2.5	12	3.8
<b>Total</b>	<b>245</b>	<b>100.0</b>	<b>257</b>	<b>100.0</b>	<b>238</b>	<b>100.0</b>	<b>282</b>	<b>100.0</b>	<b>313</b>	<b>100.0</b>
<b>PERSONS</b>										
Tertiary/Other post secondary	109	2.8	105	2.5	104	2.5	102	2.3	93	2.0
Technical and Trade	2	0.1	3	0.1	6	0.1	5	0.1	8	0.2
Completed secondary	229	5.9	209	5.0	187	4.4	177	4.1	179	3.9
Part secondary	3,356	85.9	3,581	85.6	3,666	86.8	3,847	88.4	4,047	89.2
Completed primary	101	2.6	93	2.2	88	2.1	71	1.6	67	1.5
Part primary	34	0.9	32	0.8	28	0.7	28	0.6	31	0.7
No formal schooling	7	0.2	6	0.1	6	0.1	5	0.1	6	0.1
Unknown	67	1.7	154	3.7	138	3.3	115	2.6	106	2.3
<b>Total</b>	<b>3,905</b>	<b>100.0</b>	<b>4,183</b>	<b>100.0</b>	<b>4,223</b>	<b>100.0</b>	<b>4,350</b>	<b>100.0</b>	<b>4,537</b>	<b>100.0</b>

# 29 All Prisoners

by sex and employment status (on reception) at 30 June

Employment Status	30 June 2006		30 June 2007		30 June 2008		30 June 2009		30 June 2010	
	No.	%	No.	%	No.	%	No.	%	No.	%
<b>MALES</b>										
Employed (a)	1,073	29.3	1,020	26.0	993	24.9	917	22.5	898	21.3
Unemployed	2,334	63.8	2,487	63.3	2,647	66.4	2,808	69.0	2,900	68.7
Home Duties	1	0.0	-	-	1	0.0	-	-	2	0.0
Student	22	0.6	17	0.4	24	0.6	22	0.5	25	0.6
Pensioner	105	2.9	139	3.5	144	3.6	159	3.9	140	3.3
Other	9	0.2	12	0.3	8	0.2	7	0.2	12	0.3
Unknown	116	3.2	251	6.4	168	4.2	155	3.8	247	5.8
<b>Total</b>	<b>3,660</b>	<b>100.0</b>	<b>3,926</b>	<b>100.0</b>	<b>3,985</b>	<b>100.0</b>	<b>4,068</b>	<b>100.0</b>	<b>4,224</b>	<b>100.0</b>
<b>FEMALES</b>										
Employed (a)	44	18.0	36	14.0	47	19.7	62	22.0	62	19.8
Unemployed	133	54.3	145	56.4	120	50.4	138	48.9	153	48.9
Home Duties	45	18.4	19	7.4	26	10.9	33	11.7	47	15.0
Student	1	0.4	2	0.8	3	1.3	2	0.7	7	2.2
Pensioner	18	7.3	25	9.7	26	10.9	30	10.6	30	9.6
Other	1	0.4	1	0.4	-	-	4	1.4	2	0.6
Unknown	3	1.2	29	11.3	16	6.7	13	4.6	12	3.8
<b>Total</b>	<b>245</b>	<b>100.0</b>	<b>257</b>	<b>100.0</b>	<b>238</b>	<b>100.0</b>	<b>282</b>	<b>100.0</b>	<b>313</b>	<b>100.0</b>
<b>PERSONS</b>										
Employed (a)	1,117	28.6	1,056	25.2	1,040	24.6	979	22.5	960	21.2
Unemployed	2,467	63.2	2,632	62.9	2,767	65.5	2,946	67.7	3,053	67.3
Home Duties	46	1.2	19	0.5	27	0.6	33	0.8	49	1.1
Student	23	0.6	19	0.5	27	0.6	24	0.6	32	0.7
Pensioner	123	3.1	164	3.9	170	4.0	189	4.3	170	3.7
Other	10	0.3	13	0.3	8	0.2	11	0.3	14	0.3
Unknown	119	3.0	280	6.7	184	4.4	168	3.9	259	5.7
<b>Total</b>	<b>3,905</b>	<b>100.0</b>	<b>4,183</b>	<b>100.0</b>	<b>4,223</b>	<b>100.0</b>	<b>4,350</b>	<b>100.0</b>	<b>4,537</b>	<b>100.0</b>

(a) Employed includes the categories employee, employer, self employed, and apprentice.


# 30 All Prisoners

by sex and marital status (on reception) at 30 June

Marital Status	30 June 2006		30 June 2007		30 June 2008		30 June 2009		30 June 2010	
	No.	%	No.	%	No.	%	No.	%	No.	%
<b>MALES</b>										
Never married/single	2,135	58.3	2,327	59.3	2,434	61.1	2,502	61.5	2,699	63.9
Married	451	12.3	460	11.7	497	12.5	508	12.5	520	12.3
Defacto	558	15.2	632	16.1	574	14.4	567	13.9	500	11.8
Separated	175	4.8	174	4.4	170	4.3	167	4.1	146	3.5
Divorced	194	5.3	214	5.5	205	5.1	205	5.0	193	4.6
Widowed	27	0.7	22	0.6	25	0.6	27	0.7	27	0.6
Unknown	120	3.3	97	2.5	80	2.0	92	2.3	139	3.3
<b>Total</b>	<b>3,660</b>	<b>100.0</b>	<b>3,926</b>	<b>100.0</b>	<b>3,985</b>	<b>100.0</b>	<b>4,068</b>	<b>100.0</b>	<b>4,224</b>	<b>100.0</b>
<b>FEMALES</b>										
Never married/single	118	48.2	126	49.0	103	43.3	134	47.5	148	47.3
Married	31	12.7	31	12.1	36	15.1	45	16.0	40	12.8
Defacto	49	20.0	49	19.1	52	21.8	47	16.7	59	18.8
Separated	11	4.5	16	6.2	17	7.1	17	6.0	17	5.4
Divorced	19	7.8	17	6.6	14	5.9	16	5.7	21	6.7
Widowed	10	4.1	10	3.9	9	3.8	13	4.6	11	3.5
Unknown	7	2.9	8	3.1	7	2.9	10	3.5	17	5.4
<b>Total</b>	<b>245</b>	<b>100.0</b>	<b>257</b>	<b>100.0</b>	<b>238</b>	<b>100.0</b>	<b>282</b>	<b>100.0</b>	<b>313</b>	<b>100.0</b>
<b>PERSONS</b>										
Never married/single	2,253	57.7	2,453	58.6	2,537	60.1	2,636	60.6	2,847	62.8
Married	482	12.3	491	11.7	533	12.6	553	12.7	560	12.3
Defacto	607	15.5	681	16.3	626	14.8	614	14.1	559	12.3
Separated	186	4.8	190	4.5	187	4.4	184	4.2	163	3.6
Divorced	213	5.5	231	5.5	219	5.2	221	5.1	214	4.7
Widowed	37	0.9	32	0.8	34	0.8	40	0.9	38	0.8
Unknown	127	3.3	105	2.5	87	2.1	102	2.3	156	3.4
<b>Total</b>	<b>3,905</b>	<b>100.0</b>	<b>4,183</b>	<b>100.0</b>	<b>4,223</b>	<b>100.0</b>	<b>4,350</b>	<b>100.0</b>	<b>4,537</b>	<b>100.0</b>



# Prisoner Receptions





# 31 All Prisoner Receptions

by sex and age

Age	2005-06		2006-07		2007-08		2008-09		2009-10	
	No.	%	No.	%	No.	%	No.	%	No.	%
<b>MALES</b>										
Under 18	4	0.1	6	0.1	-	-	-	-	2	0.0
18	68	1.6	53	1.1	61	1.3	97	1.9	89	1.7
19	101	2.3	106	2.2	97	2.0	119	2.4	147	2.8
20-24	783	18.1	878	18.1	888	18.2	857	17.0	1,001	18.9
25-29	994	23.0	1,107	22.8	1,039	21.3	1,107	21.9	1,093	20.6
30-34	899	20.8	977	20.1	943	19.4	956	18.9	1,003	18.9
35-39	610	14.1	719	14.8	715	14.7	776	15.4	823	15.5
40-44	390	9.0	461	9.5	479	9.8	515	10.2	529	10.0
45-49	241	5.6	266	5.5	303	6.2	284	5.6	298	5.6
50-54	98	2.3	134	2.8	165	3.4	161	3.2	136	2.6
55-59	74	1.7	65	1.3	85	1.7	80	1.6	96	1.8
60-64	30	0.7	45	0.9	52	1.1	56	1.1	46	0.9
65 and over	37	0.9	36	0.7	44	0.9	43	0.9	46	0.9
<b>Total</b>	<b>4,329</b>	<b>100.0</b>	<b>4,853</b>	<b>100.0</b>	<b>4,871</b>	<b>100.0</b>	<b>5,051</b>	<b>100.0</b>	<b>5,309</b>	<b>100.0</b>
Mean age	32.9	years	33.0	years	33.6	years	33.4	years	33.1	years
<b>FEMALES</b>										
Under 18	-	-	-	-	-	-	-	-	-	-
18	7	1.3	5	1.0	5	1.0	10	1.7	15	2.6
19	11	2.1	12	2.3	5	1.0	6	1.0	3	0.5
20-24	81	15.2	78	15.3	58	11.0	73	12.7	74	12.6
25-29	144	27.0	118	23.1	141	26.9	122	21.2	125	21.3
30-34	107	20.1	100	19.6	98	18.7	120	20.9	117	19.9
35-39	77	14.4	94	18.4	101	19.2	110	19.1	84	14.3
40-44	48	9.0	50	9.8	64	12.2	68	11.8	78	13.3
45-49	29	5.4	30	5.9	24	4.6	33	5.7	51	8.7
50-54	18	3.4	11	2.2	19	3.6	16	2.8	22	3.7
55-59	6	1.1	9	1.8	5	1.0	9	1.6	9	1.5
60-64	3	0.6	3	0.6	2	0.4	8	1.4	6	1.0
65 and over	2	0.4	1	0.2	3	0.6	-	-	4	0.7
<b>Total</b>	<b>533</b>	<b>100.0</b>	<b>511</b>	<b>100.0</b>	<b>525</b>	<b>100.0</b>	<b>575</b>	<b>100.0</b>	<b>588</b>	<b>100.0</b>
Mean age	32.9	years	33.4	years	33.8	years	34.1	years	34.8	years
<b>PERSONS</b>										
Under 18	4	0.1	6	0.1	-	-	-	-	2	0.0
18	75	1.5	58	1.1	66	1.2	107	1.9	104	1.8
19	112	2.3	118	2.2	102	1.9	125	2.2	150	2.5
20-24	864	17.8	956	17.8	946	17.5	930	16.5	1,075	18.2
25-29	1,138	23.4	1,225	22.8	1,180	21.9	1,229	21.8	1,218	20.7
30-34	1,006	20.7	1,077	20.1	1,041	19.3	1,076	19.1	1,120	19.0
35-39	687	14.1	813	15.2	816	15.1	886	15.7	907	15.4
40-44	438	9.0	511	9.5	543	10.1	583	10.4	607	10.3
45-49	270	5.6	296	5.5	327	6.1	317	5.6	349	5.9
50-54	116	2.4	145	2.7	184	3.4	177	3.1	158	2.7
55-59	80	1.6	74	1.4	90	1.7	89	1.6	105	1.8
60-64	33	0.7	48	0.9	54	1.0	64	1.1	52	0.9
65 and over	39	0.8	37	0.7	47	0.9	43	0.8	50	0.8
<b>Total</b>	<b>4,862</b>	<b>100.0</b>	<b>5,364</b>	<b>100.0</b>	<b>5,396</b>	<b>100.0</b>	<b>5,626</b>	<b>100.0</b>	<b>5,897</b>	<b>100.0</b>
Mean age	32.9	years	33.0	years	33.6	years	33.5	years	33.3	years

# 32 All Prisoner Reception

by sex and legal status on reception

Legal Status	2005-06		2006-07		2007-08		2008-09		2009-10	
	No.	%	No.	%	No.	%	No.	%	No.	%
<b>MALES</b>										
Sentenced										
Fines (a)	24	0.6	9	0.2	16	0.3	16	0.3	27	0.5
Sentenced	1,987	45.9	1,963	40.4	1,801	37.0	1,800	35.6	1,994	37.6
Dual status (b)	110	2.5	102	2.1	99	2.0	85	1.7	96	1.8
<b>Total</b>	<b>2,121</b>	<b>49.0</b>	<b>2,074</b>	<b>42.7</b>	<b>1,916</b>	<b>39.3</b>	<b>1,901</b>	<b>37.6</b>	<b>2,117</b>	<b>39.9</b>
Unsentenced	2,208	51.0	2,779	57.3	2,955	60.7	3,150	62.4	3,192	60.1
<b>Total</b>	<b>4,329</b>	<b>100.0</b>	<b>4,853</b>	<b>100.0</b>	<b>4,871</b>	<b>100.0</b>	<b>5,051</b>	<b>100.0</b>	<b>5,309</b>	<b>100.0</b>
<b>FEMALES</b>										
Sentenced										
Fines (a)	4	0.8	-	-	1	0.2	1	0.2	7	1.2
Sentenced	190	35.6	172	33.7	168	32.0	143	24.9	207	35.2
Dual status (b)	8	1.5	4	0.8	5	1.0	7	1.2	8	1.4
<b>Total</b>	<b>202</b>	<b>37.9</b>	<b>176</b>	<b>34.4</b>	<b>174</b>	<b>33.1</b>	<b>151</b>	<b>26.3</b>	<b>222</b>	<b>37.8</b>
Unsentenced	331	62.1	335	65.6	351	66.9	424	73.7	366	62.2
<b>Total</b>	<b>533</b>	<b>100.0</b>	<b>511</b>	<b>100.0</b>	<b>525</b>	<b>100.0</b>	<b>575</b>	<b>100.0</b>	<b>588</b>	<b>100.0</b>
<b>PERSONS</b>										
Sentenced										
Fines (a)	28	0.6	9	0.2	17	0.3	17	0.3	34	0.6
Sentenced	2,177	44.8	2,135	39.8	1,969	36.5	1,943	34.5	2,201	37.3
Dual status (b)	118	2.4	106	2.0	104	1.9	92	1.6	104	1.8
<b>Total</b>	<b>2,323</b>	<b>47.8</b>	<b>2,250</b>	<b>41.9</b>	<b>2,090</b>	<b>38.7</b>	<b>2,052</b>	<b>36.5</b>	<b>2,339</b>	<b>39.7</b>
Unsentenced	2,539	52.2	3,114	58.1	3,306	61.3	3,574	63.5	3,558	60.3
<b>Total</b>	<b>4,862</b>	<b>100.0</b>	<b>5,364</b>	<b>100.0</b>	<b>5,396</b>	<b>100.0</b>	<b>5,626</b>	<b>100.0</b>	<b>5,897</b>	<b>100.0</b>

(a) Fines refers to prisoners who are serving a sentence for non-payment of a fine and are subject to no other type of sentence at the same time.

(b) Dual status refers to sentenced prisoners who also have active remand warrant(s) against them.

# 33 All Prisoner Receptions

by most serious offence/charge - male prisoners

Most Serious Offence/Charge	2005-06		2006-07		2007-08		2008-09		2009-10	
	No.	%	No.	%	No.	%	No.	%	No.	%
<b>Offences Against the Person</b>										
Murder	69	1.6	53	1.1	54	1.1	51	1.0	42	0.8
Other homicide	50	1.2	52	1.1	64	1.3	46	0.9	49	0.9
Assault	492	11.4	560	11.5	676	13.9	720	14.3	809	15.2
Sex offences	215	5.0	228	4.7	280	5.7	288	5.7	284	5.3
Other offences against the person	148	3.4	197	4.1	167	3.4	144	2.9	165	3.1
<b>Sub-Total</b>	<b>974</b>	<b>22.5</b>	<b>1,090</b>	<b>22.5</b>	<b>1,241</b>	<b>25.5</b>	<b>1,249</b>	<b>24.7</b>	<b>1,349</b>	<b>25.4</b>
<b>Robbery and Extortion</b>										
Robbery	235	5.4	248	5.1	256	5.3	245	4.9	260	4.9
Extortion	3	0.1	2	0.0	5	0.1	5	0.1	10	0.2
<b>Sub-Total</b>	<b>238</b>	<b>5.5</b>	<b>250</b>	<b>5.2</b>	<b>261</b>	<b>5.4</b>	<b>250</b>	<b>4.9</b>	<b>270</b>	<b>5.1</b>
<b>Property Offences</b>										
Unlawful entry with intent	643	14.9	646	13.3	687	14.1	716	14.2	776	14.6
Deception and related offences	109	2.5	123	2.5	129	2.6	123	2.4	116	2.2
Receiving and handling proceeds of crime	76	1.8	94	1.9	84	1.7	96	1.9	72	1.4
Theft (including motor vehicle)	471	10.9	550	11.3	491	10.1	517	10.2	508	9.6
Property damage and environmental offences	63	1.5	72	1.5	68	1.4	73	1.4	95	1.8
<b>Sub-Total</b>	<b>1,362</b>	<b>31.5</b>	<b>1,485</b>	<b>30.6</b>	<b>1,459</b>	<b>30.0</b>	<b>1,525</b>	<b>30.2</b>	<b>1,567</b>	<b>29.5</b>
<b>Offences Against Good Order</b>										
Govt security/justice procedures offences	763	17.6	802	16.5	773	15.9	840	16.6	884	16.7
Unlawful possession of weapons	26	0.6	28	0.6	33	0.7	36	0.7	29	0.5
Other offences against good order	35	0.8	39	0.8	39	0.8	37	0.7	45	0.8
<b>Sub-Total</b>	<b>824</b>	<b>19.0</b>	<b>869</b>	<b>17.9</b>	<b>845</b>	<b>17.3</b>	<b>913</b>	<b>18.1</b>	<b>958</b>	<b>18.0</b>
<b>Drug Offences</b>										
Possess and/or Use drugs	19	0.4	36	0.7	48	1.0	52	1.0	52	1.0
Deal/traffic (including import/export)	359	8.3	427	8.8	437	9.0	524	10.4	460	8.7
Manufacture/cultivate (incl. other illicit drug offences)	38	0.9	34	0.7	38	0.8	55	1.1	42	0.8
<b>Sub-Total</b>	<b>416</b>	<b>9.6</b>	<b>497</b>	<b>10.2</b>	<b>523</b>	<b>10.7</b>	<b>631</b>	<b>12.5</b>	<b>554</b>	<b>10.4</b>
<b>Motor Vehicle, Traffic and Related Offences</b>										
Driving offences	91	2.1	105	2.2	116	2.4	117	2.3	169	3.2
Licence/registration offences	290	6.7	336	6.9	263	5.4	228	4.5	245	4.6
Other traffic offences	-	-	2	0.0	3	0.1	2	0.0	1	0.0
<b>Sub-Total</b>	<b>381</b>	<b>8.8</b>	<b>443</b>	<b>9.1</b>	<b>382</b>	<b>7.8</b>	<b>347</b>	<b>6.9</b>	<b>415</b>	<b>7.8</b>
<b>Other Offences</b>										
Other offences/Unknown	134	3.1	219	4.5	160	3.3	136	2.7	196	3.7
<b>Total - All Offences/Charges</b>	<b>4,329</b>	<b>100.0</b>	<b>4,853</b>	<b>100.0</b>	<b>4,871</b>	<b>100.0</b>	<b>5,051</b>	<b>100.0</b>	<b>5,309</b>	<b>100.0</b>

# 34 All Prisoner Receptions

by most serious offence/charge - female prisoners

Most Serious Offence/Charge	2005-06		2006-07		2007-08		2008-09		2009-10	
	No.	%	No.	%	No.	%	No.	%	No.	%
<b>Offences Against the Person</b>										
Murder	16	3.0	3	0.6	11	2.1	5	0.9	10	1.7
Other homicide	8	1.5	8	1.6	7	1.3	16	2.8	13	2.2
Assault	43	8.1	41	8.0	36	6.9	54	9.4	68	11.6
Sex offences	7	1.3	3	0.6	6	1.1	4	0.7	4	0.7
Other offences against the person	6	1.1	8	1.6	9	1.7	11	1.9	15	2.6
<b>Sub-Total</b>	<b>80</b>	<b>15.0</b>	<b>63</b>	<b>12.3</b>	<b>69</b>	<b>13.1</b>	<b>90</b>	<b>15.7</b>	<b>110</b>	<b>18.7</b>
<b>Robbery and Extortion</b>										
Robbery	39	7.3	22	4.3	29	5.5	30	5.2	17	2.9
Extortion	-	-	1	0.2	2	0.4	2	0.3	-	-
<b>Sub-Total</b>	<b>39</b>	<b>7.3</b>	<b>23</b>	<b>4.5</b>	<b>31</b>	<b>5.9</b>	<b>32</b>	<b>5.6</b>	<b>17</b>	<b>2.9</b>
<b>Property Offences</b>										
Unlawful entry with intent	58	10.9	62	12.1	54	10.3	59	10.3	45	7.7
Deception and related offences	29	5.4	35	6.8	22	4.2	19	3.3	41	7.0
Receiving and handling proceeds of crime	19	3.6	18	3.5	21	4.0	18	3.1	19	3.2
Theft (including motor vehicle)	102	19.1	118	23.1	119	22.7	127	22.1	116	19.7
Property damage and environmental offences	5	0.9	7	1.4	11	2.1	11	1.9	5	0.9
<b>Sub-Total</b>	<b>213</b>	<b>40.0</b>	<b>240</b>	<b>47.0</b>	<b>227</b>	<b>43.2</b>	<b>234</b>	<b>40.7</b>	<b>226</b>	<b>38.4</b>
<b>Offences Against Good Order</b>										
Govt security/justice procedures offences	86	16.1	78	15.3	92	17.5	74	12.9	95	16.2
Unlawful possession of weapons	1	0.2	2	0.4	1	0.2	3	0.5	3	0.5
Other offences against good order	7	1.3	6	1.2	9	1.7	11	1.9	13	2.2
<b>Sub-Total</b>	<b>94</b>	<b>17.6</b>	<b>86</b>	<b>16.8</b>	<b>102</b>	<b>19.4</b>	<b>88</b>	<b>15.3</b>	<b>111</b>	<b>18.9</b>
<b>Drug Offences</b>										
Possess and/or Use drugs	6	1.1	5	1.0	10	1.9	8	1.4	7	1.2
Deal/traffic (including import/export)	63	11.8	47	9.2	59	11.2	85	14.8	71	12.1
Manufacture/cultivate (incl. other illicit drug offences)	4	0.8	2	0.4	3	0.6	13	2.3	6	1.0
<b>Sub-Total</b>	<b>73</b>	<b>13.7</b>	<b>54</b>	<b>10.6</b>	<b>72</b>	<b>13.7</b>	<b>106</b>	<b>18.4</b>	<b>84</b>	<b>14.3</b>
<b>Motor Vehicle, Traffic and Related Offences</b>										
Driving offences	5	0.9	3	0.6	1	0.2	2	0.3	7	1.2
Licence/registration offences	9	1.7	20	3.9	11	2.1	7	1.2	10	1.7
Other traffic offences	1	0.2	-	-	-	-	-	-	-	-
<b>Sub-Total</b>	<b>15</b>	<b>2.8</b>	<b>23</b>	<b>4.5</b>	<b>12</b>	<b>2.3</b>	<b>9</b>	<b>1.6</b>	<b>17</b>	<b>2.9</b>
<b>Other Offences</b>										
Other offences/Unknown	19	3.6	22	4.3	12	2.3	16	2.8	23	3.9
<b>Total - All Offences/Charges</b>	<b>533</b>	<b>100.0</b>	<b>511</b>	<b>100.0</b>	<b>525</b>	<b>100.0</b>	<b>575</b>	<b>100.0</b>	<b>588</b>	<b>100.0</b>

# 35 All Prisoner Reception

by most serious offence/charge

Most Serious Offence/Charge	2005-06		2006-07		2007-08		2008-09		2009-10	
	No.	%	No.	%	No.	%	No.	%	No.	%
<b>Offences Against the Person</b>										
Murder	85	1.7	56	1.0	65	1.2	56	1.0	52	0.9
Other homicide	58	1.2	60	1.1	71	1.3	62	1.1	62	1.1
Assault	535	11.0	601	11.2	712	13.2	774	13.8	877	14.9
Sex offences	222	4.6	231	4.3	286	5.3	292	5.2	288	4.9
Other offences against the person	154	3.2	205	3.8	176	3.3	155	2.8	180	3.1
<b>Sub-Total</b>	<b>1,054</b>	<b>21.7</b>	<b>1,153</b>	<b>21.5</b>	<b>1,310</b>	<b>24.3</b>	<b>1,339</b>	<b>23.8</b>	<b>1,459</b>	<b>24.7</b>
<b>Robbery and Extortion</b>										
Robbery	274	5.6	270	5.0	285	5.3	275	4.9	277	4.7
Extortion	3	0.1	3	0.1	7	0.1	7	0.1	10	0.2
<b>Sub-Total</b>	<b>277</b>	<b>5.7</b>	<b>273</b>	<b>5.1</b>	<b>292</b>	<b>5.4</b>	<b>282</b>	<b>5.0</b>	<b>287</b>	<b>4.9</b>
<b>Property Offences</b>										
Unlawful entry with intent	701	14.4	708	13.2	741	13.7	775	13.8	821	13.9
Deception and related offences	138	2.8	158	2.9	151	2.8	142	2.5	157	2.7
Receiving and handling proceeds of crime	95	2.0	112	2.1	105	1.9	114	2.0	91	1.5
Theft (including motor vehicle)	573	11.8	668	12.5	610	11.3	644	11.4	624	10.6
Property damage and environmental offences	68	1.4	79	1.5	79	1.5	84	1.5	100	1.7
<b>Sub-Total</b>	<b>1,575</b>	<b>32.4</b>	<b>1,725</b>	<b>32.2</b>	<b>1,686</b>	<b>31.2</b>	<b>1,759</b>	<b>31.3</b>	<b>1,793</b>	<b>30.4</b>
<b>Offences Against Good Order</b>										
Govt security/justice procedures offences	849	17.5	880	16.4	865	16.0	914	16.2	979	16.6
Unlawful possession of weapons	27	0.6	30	0.6	34	0.6	39	0.7	32	0.5
Other offences against good order	42	0.9	45	0.8	48	0.9	48	0.9	58	1.0
<b>Sub-Total</b>	<b>918</b>	<b>18.9</b>	<b>955</b>	<b>17.8</b>	<b>947</b>	<b>17.6</b>	<b>1,001</b>	<b>17.8</b>	<b>1,069</b>	<b>18.1</b>
<b>Drug Offences</b>										
Possess and/or Use drugs	25	0.5	41	0.8	58	1.1	60	1.1	59	1.0
Deal/traffic (including import/export)	422	8.7	474	8.8	496	9.2	609	10.8	531	9.0
Manufacture/cultivate (incl. other illicit drug offences)	42	0.9	36	0.7	41	0.8	68	1.2	48	0.8
<b>Sub-Total</b>	<b>489</b>	<b>10.1</b>	<b>551</b>	<b>10.3</b>	<b>595</b>	<b>11.0</b>	<b>737</b>	<b>13.1</b>	<b>638</b>	<b>10.8</b>
<b>Motor Vehicle, Traffic and Related Offences</b>										
Driving offences	96	2.0	108	2.0	117	2.2	119	2.1	176	3.0
Licence/registration offences	299	6.1	356	6.6	274	5.1	235	4.2	255	4.3
Other traffic offences	1	0.0	2	0.0	3	0.1	2	0.0	1	0.0
<b>Sub-Total</b>	<b>396</b>	<b>8.1</b>	<b>466</b>	<b>8.7</b>	<b>394</b>	<b>7.3</b>	<b>356</b>	<b>6.3</b>	<b>432</b>	<b>7.3</b>
<b>Other Offences</b>										
Other offences/Unknown	153	3.1	241	4.5	172	3.2	152	2.7	219	3.7
<b>Total - All Offences/Charges</b>	<b>4,862</b>	<b>100.0</b>	<b>5,364</b>	<b>100.0</b>	<b>5,396</b>	<b>100.0</b>	<b>5,626</b>	<b>100.0</b>	<b>5,897</b>	<b>100.0</b>

# 36 All Prisoner Receptions

## by sex and country of birth

Country of Birth	2005-06		2006-07		2007-08		2008-09		2009-10	
	No.	%	No.	%	No.	%	No.	%	No.	%
<b>MALES</b>										
Australia	3,478	80.3	3,836	79.0	3,854	79.1	3,826	75.7	4,169	78.5
New Zealand	93	2.1	95	2.0	95	2.0	92	1.8	112	2.1
United Kingdom & Ireland	63	1.5	73	1.5	69	1.4	64	1.3	59	1.1
Vietnam	174	4.0	208	4.3	196	4.0	242	4.8	205	3.9
Yugoslavia	29	0.7	23	0.5	30	0.6	27	0.5	26	0.5
Turkey	24	0.6	30	0.6	45	0.9	40	0.8	42	0.8
Lebanon	25	0.6	36	0.7	47	1.0	57	1.1	34	0.6
Greece	24	0.6	23	0.5	32	0.7	36	0.7	23	0.4
Italy	19	0.4	26	0.5	32	0.7	46	0.9	32	0.6
China (incl. Hong Kong)	17	0.4	36	0.7	22	0.5	33	0.7	21	0.4
Indochina	16	0.4	13	0.3	19	0.4	30	0.6	20	0.4
Singapore	3	0.1	3	0.1	2	0.0	3	0.1	2	0.0
Malaysia	13	0.3	14	0.3	18	0.4	23	0.5	23	0.4
Europe - other	87	2.0	127	2.6	113	2.3	128	2.5	120	2.3
Asia - other	47	1.1	70	1.4	91	1.9	86	1.7	108	2.0
Horn of Africa	24	0.6	42	0.9	41	0.8	73	1.4	71	1.3
Africa - other	20	0.5	38	0.8	35	0.7	32	0.6	37	0.7
Pacific Islands	35	0.8	37	0.8	41	0.8	36	0.7	48	0.9
Middle East - other	21	0.5	37	0.8	42	0.9	44	0.9	35	0.7
Central & South America	22	0.5	26	0.5	26	0.5	22	0.4	27	0.5
USA & Canada	12	0.3	4	0.1	4	0.1	5	0.1	4	0.1
Unknown/Other	83	1.9	56	1.2	17	0.3	106	2.1	91	1.7
<b>Total</b>	<b>4,329</b>	<b>100.0</b>	<b>4,853</b>	<b>100.0</b>	<b>4,871</b>	<b>100.0</b>	<b>5,051</b>	<b>100.0</b>	<b>5,309</b>	<b>100.0</b>
<b>FEMALES</b>										
Australia	441	82.7	427	83.6	428	81.5	455	79.1	467	79.4
New Zealand	7	1.3	10	2.0	12	2.3	6	1.0	10	1.7
United Kingdom & Ireland	11	2.1	8	1.6	9	1.7	11	1.9	5	0.9
Vietnam	30	5.6	29	5.7	37	7.0	52	9.0	44	7.5
Yugoslavia	-	-	4	0.8	1	0.2	4	0.7	-	-
Turkey	1	0.2	1	0.2	-	-	1	0.2	-	-
Lebanon	1	0.2	-	-	1	0.2	2	0.3	1	0.2
Greece	1	0.2	-	-	4	0.8	2	0.3	1	0.2
Italy	1	0.2	2	0.4	1	0.2	-	-	3	0.5
China (incl. Hong Kong)	4	0.8	5	1.0	4	0.8	2	0.3	1	0.2
Indochina	5	0.9	5	1.0	7	1.3	1	0.2	4	0.7
Singapore	-	-	1	0.2	-	-	-	-	-	-
Malaysia	1	0.2	-	-	1	0.2	1	0.2	6	1.0
Europe - other	7	1.3	8	1.6	7	1.3	12	2.1	13	2.2
Asia - other	6	1.1	5	1.0	5	1.0	5	0.9	9	1.5
Horn of Africa	1	0.2	1	0.2	-	-	-	-	1	0.2
Africa - other	5	0.9	1	0.2	1	0.2	5	0.9	7	1.2
Pacific Islands	-	-	-	-	-	-	3	0.5	3	0.5
Middle East - other	1	0.2	1	0.2	1	0.2	-	-	-	-
Central & South America	3	0.6	2	0.4	-	-	2	0.3	2	0.3
USA & Canada	2	0.4	-	-	2	0.4	-	-	2	0.3
Unknown/Other	5	0.9	1	0.2	4	0.8	11	1.9	9	1.5
<b>Total</b>	<b>533</b>	<b>100.0</b>	<b>511</b>	<b>100.0</b>	<b>525</b>	<b>100.0</b>	<b>575</b>	<b>100.0</b>	<b>588</b>	<b>100.0</b>
<b>PERSONS</b>										
Australia	3,919	80.6	4,263	79.5	4,282	79.4	4,281	76.1	4,636	78.6
New Zealand	100	2.1	105	2.0	107	2.0	98	1.7	122	2.1
United Kingdom & Ireland	74	1.5	81	1.5	78	1.4	75	1.3	64	1.1
Vietnam	204	4.2	237	4.4	233	4.3	294	5.2	249	4.2
Yugoslavia	29	0.6	27	0.5	31	0.6	31	0.6	26	0.4
Turkey	25	0.5	31	0.6	45	0.8	41	0.7	42	0.7
Lebanon	26	0.5	36	0.7	48	0.9	59	1.0	35	0.6
Greece	25	0.5	23	0.4	36	0.7	38	0.7	24	0.4
Italy	20	0.4	28	0.5	33	0.6	46	0.8	35	0.6
China (incl. Hong Kong)	21	0.4	41	0.8	26	0.5	35	0.6	22	0.4
Indochina	21	0.4	18	0.3	26	0.5	31	0.6	24	0.4
Singapore	3	0.1	4	0.1	2	0.0	3	0.1	2	0.0
Malaysia	14	0.3	14	0.3	19	0.4	24	0.4	29	0.5
Europe - other	94	1.9	135	2.5	120	2.2	140	2.5	133	2.3
Asia - other	53	1.1	75	1.4	96	1.8	91	1.6	117	2.0
Horn of Africa	25	0.5	43	0.8	41	0.8	73	1.3	72	1.2
Africa - other	25	0.5	39	0.7	36	0.7	37	0.7	44	0.7
Pacific Islands	35	0.7	37	0.7	41	0.8	39	0.7	51	0.9
Middle East - other	22	0.5	38	0.7	43	0.8	44	0.8	35	0.6
Central & South America	25	0.5	28	0.5	26	0.5	24	0.4	29	0.5
USA & Canada	14	0.3	4	0.1	6	0.1	5	0.1	6	0.1
Unknown/Other	88	1.8	57	1.1	21	0.4	117	2.1	100	1.7
<b>Total</b>	<b>4,862</b>	<b>100.0</b>	<b>5,364</b>	<b>100.0</b>	<b>5,396</b>	<b>100.0</b>	<b>5,626</b>	<b>100.0</b>	<b>5,897</b>	<b>100.0</b>

# 37 All Prisoner Receptions

by sex and first language of country of birth

First Language of Country of Birth	2005-06		2006-07		2007-08		2008-09		2009-10	
	No.	%	No.	%	No.	%	No.	%	No.	%
<b>MALES</b>										
English (a)	3,646	84.2	4,008	82.6	4,022	82.6	3,987	78.9	4,344	81.8
Not English	600	13.9	789	16.3	832	17.1	958	19.0	874	16.5
Unknown country of birth	83	1.9	56	1.2	17	0.3	106	2.1	91	1.7
<b>Total</b>	<b>4,329</b>	<b>100.0</b>	<b>4,853</b>	<b>100.0</b>	<b>4,871</b>	<b>100.0</b>	<b>5,051</b>	<b>100.0</b>	<b>5,309</b>	<b>100.0</b>
<b>FEMALES</b>										
English (a)	461	86.5	445	87.1	451	85.9	472	82.1	484	82.3
Not English	67	12.6	65	12.7	70	13.3	92	16.0	95	16.2
Unknown country of birth	5	0.9	1	0.2	4	0.8	11	1.9	9	1.5
<b>Total</b>	<b>533</b>	<b>100.0</b>	<b>511</b>	<b>100.0</b>	<b>525</b>	<b>100.0</b>	<b>575</b>	<b>100.0</b>	<b>588</b>	<b>100.0</b>
<b>PERSONS</b>										
English (a)	4,107	84.5	4,453	83.0	4,473	82.9	4,459	79.3	4,828	81.9
Not English	667	13.7	854	15.9	902	16.7	1,050	18.7	969	16.4
Unknown country of birth	88	1.8	57	1.1	21	0.4	117	2.1	100	1.7
<b>Total</b>	<b>4,862</b>	<b>100.0</b>	<b>5,364</b>	<b>100.0</b>	<b>5,396</b>	<b>100.0</b>	<b>5,626</b>	<b>100.0</b>	<b>5,897</b>	<b>100.0</b>

(a) Includes prisoners born in Australia (including External Territories), New Zealand, United Kingdom, Ireland, USA and Canada.

# 38 Sentenced Prisoner Receptions<sup>(a)</sup>

by sex and expected time to serve

Expected Time to Serve (b)	2005-06			2006-07			2007-08			2008-09			2009-10		
	No.	%	Cumulative %	No.	%	Cumulative %	No.	%	Cumulative %	No.	%	Cumulative %	No.	%	Cumulative %
<b>MALES</b>															
Under 1 month	361	10.7	10.7	413	11.5	11.5	417	11.8	11.8	419	11.6	11.6	436	11.1	11.1
1 and under 3 months	384	11.3	22.0	386	10.8	22.3	363	10.3	22.1	356	9.8	21.4	406	10.4	21.5
3 and under 6 months	793	23.4	45.4	844	23.6	45.9	797	22.6	44.8	881	24.3	45.7	913	23.3	44.8
6 and under 12 months	1,103	32.6	78.0	1,082	30.2	76.1	1,104	31.3	76.1	1,116	30.8	76.5	1,173	29.9	74.7
1 and under 2 years	373	11.0	89.1	452	12.6	88.8	450	12.8	88.8	466	12.9	89.4	532	13.6	88.3
2 and under 5 years	238	7.0	96.1	282	7.9	96.6	259	7.3	96.2	278	7.7	97.0	313	8.0	96.3
5 and under 10 years	78	2.3	98.4	94	2.6	99.3	107	3.0	99.2	74	2.0	99.1	96	2.5	98.7
10 years and over	52	1.5	99.9	25	0.7	100.0	24	0.7	99.9	31	0.9	99.9	47	1.2	99.9
Indeterminate															
Life (c)	2	0.1	100.0	-	-	100.0	3	0.1	100.0	2	0.1	100.0	2	0.1	100.0
Other (d)	-	-	100.0	1	0.0	100.0	-	-	100.0	-	-	100.0	-	-	100.0
<b>Total</b>	<b>3,384</b>	<b>100.0</b>	<b>100.0</b>	<b>3,579</b>	<b>100.0</b>	<b>100.0</b>	<b>3,524</b>	<b>100.0</b>	<b>100.0</b>	<b>3,623</b>	<b>100.0</b>	<b>100.0</b>	<b>3,918</b>	<b>100.0</b>	<b>100.0</b>
<b>FEMALES</b>															
Under 1 month	65	19.2	19.2	49	16.0	16.0	42	12.8	12.8	38	11.9	11.9	38	9.4	9.4
1 and under 3 months	31	9.1	28.3	43	14.0	30.0	50	15.2	28.0	29	9.1	21.1	56	13.8	23.2
3 and under 6 months	75	22.1	50.4	72	23.5	53.4	80	24.3	52.3	89	28.0	49.1	96	23.6	46.8
6 and under 12 months	96	28.3	78.8	95	30.9	84.4	100	30.4	82.7	104	32.7	81.8	134	33.0	79.8
1 and under 2 years	42	12.4	91.2	33	10.7	95.1	40	12.2	94.8	35	11.0	92.8	44	10.8	90.6
2 and under 5 years	20	5.9	97.1	12	3.9	99.0	11	3.3	98.2	14	4.4	97.2	30	7.4	98.0
5 and under 10 years	4	1.2	98.2	2	0.7	99.7	5	1.5	99.7	7	2.2	99.4	8	2.0	100.0
10 years and over	6	1.8	100.0	1	0.3	100.0	1	0.3	100.0	2	0.6	100.0	-	-	100.0
Indeterminate															
Life (c)	-	-	100.0	-	-	100.0	-	-	100.0	-	-	100.0	-	-	100.0
Other (d)	-	-	100.0	-	-	100.0	-	-	100.0	-	-	100.0	-	-	100.0
<b>Total</b>	<b>339</b>	<b>100.0</b>	<b>100.0</b>	<b>307</b>	<b>100.0</b>	<b>100.0</b>	<b>329</b>	<b>100.0</b>	<b>100.0</b>	<b>318</b>	<b>100.0</b>	<b>100.0</b>	<b>406</b>	<b>100.0</b>	<b>100.0</b>
<b>PERSONS</b>															
Under 1 month	426	11.5	11.5	462	11.9	11.9	459	11.9	11.9	457	11.6	11.6	474	11.0	11.0
1 and under 3 months	415	11.1	22.6	429	11.0	22.9	413	10.7	22.6	385	9.8	21.4	462	10.7	21.6
3 and under 6 months	868	23.3	45.9	916	23.6	46.5	877	22.8	45.4	970	24.6	46.0	1,009	23.3	45.0
6 and under 12 months	1,199	32.2	78.1	1,177	30.3	76.8	1,204	31.2	76.6	1,220	31.0	76.9	1,307	30.2	75.2
1 and under 2 years	415	11.1	89.3	485	12.5	89.3	490	12.7	89.4	501	12.7	89.6	576	13.3	88.5
2 and under 5 years	258	6.9	96.2	294	7.6	96.8	270	7.0	96.4	292	7.4	97.1	343	7.9	96.5
5 and under 10 years	82	2.2	98.4	96	2.5	99.3	112	2.9	99.3	81	2.1	99.1	104	2.4	98.9
10 years and over	58	1.6	99.9	26	0.7	100.0	25	0.6	99.9	33	0.8	99.9	47	1.1	100.0
Indeterminate															
Life (c)	2	0.1	100.0	-	-	100.0	3	0.1	100.0	2	0.1	100.0	2	0.0	100.0
Other (d)	-	-	100.0	1	0.0	100.0	-	-	100.0	-	-	100.0	-	-	100.0
<b>Total</b>	<b>3,723</b>	<b>100.0</b>	<b>100.0</b>	<b>3,886</b>	<b>100.0</b>	<b>100.0</b>	<b>3,853</b>	<b>100.0</b>	<b>100.0</b>	<b>3,941</b>	<b>100.0</b>	<b>100.0</b>	<b>4,324</b>	<b>100.0</b>	<b>100.0</b>

- (a) This table includes prisoners who were sentenced during the reference year irrespective of when they were received into prison.  
 (b) Expected Time to Serve is based on the minimum term or non-parole period where one has been imposed or the fixed term sentence.  
 (c) Life includes prisoners serving sentences of Natural Life where a minimum term has not been specified by the court.  
 (d) Other includes Governor's Pleasure and Indefinite sentences.

# 39 Sentenced Prisoner Reception<sup>(a)</sup>

by most serious offence - male prisoners

Most Serious Offence	2005-06		2006-07		2007-08		2008-09		2009-10	
	No.	%	No.	%	No.	%	No.	%	No.	%
<b>Offences Against the Person</b>										
Murder	41	1.2	16	0.4	20	0.6	16	0.4	22	0.6
Other homicide	33	1.0	33	0.9	38	1.1	37	1.0	39	1.0
Assault	289	8.5	318	8.9	433	12.3	430	11.9	453	11.6
Sex offences	157	4.6	200	5.6	245	7.0	256	7.1	249	6.4
Other offences against the person	48	1.4	54	1.5	55	1.6	46	1.3	58	1.5
<b>Sub-Total</b>	<b>568</b>	<b>16.8</b>	<b>621</b>	<b>17.4</b>	<b>791</b>	<b>22.4</b>	<b>785</b>	<b>21.7</b>	<b>821</b>	<b>21.0</b>
<b>Robbery and Extortion</b>										
Robbery	119	3.5	122	3.4	121	3.4	113	3.1	133	3.4
Extortion	3	0.1	-	-	2	0.1	1	0.0	7	0.2
<b>Sub-Total</b>	<b>122</b>	<b>3.6</b>	<b>122</b>	<b>3.4</b>	<b>123</b>	<b>3.5</b>	<b>114</b>	<b>3.1</b>	<b>140</b>	<b>3.6</b>
<b>Property Offences</b>										
Unlawful entry with intent	431	12.7	397	11.1	383	10.9	416	11.5	456	11.6
Deception and related offences	111	3.3	126	3.5	114	3.2	102	2.8	98	2.5
Receiving and handling proceeds of crime	50	1.5	49	1.4	48	1.4	30	0.8	49	1.3
Theft (including motor vehicle)	400	11.8	431	12.0	298	8.5	303	8.4	362	9.2
Property damage and environmental offences	52	1.5	55	1.5	56	1.6	56	1.5	73	1.9
<b>Sub-Total</b>	<b>1,044</b>	<b>30.9</b>	<b>1,058</b>	<b>29.6</b>	<b>899</b>	<b>25.5</b>	<b>907</b>	<b>25.0</b>	<b>1,038</b>	<b>26.5</b>
<b>Offences Against Good Order</b>										
Govt security/justice procedures offences	788	23.3	857	23.9	851	24.1	980	27.0	997	25.4
Unlawful possession of weapons	25	0.7	29	0.8	44	1.2	44	1.2	43	1.1
Other offences against good order	28	0.8	21	0.6	21	0.6	22	0.6	32	0.8
<b>Sub-Total</b>	<b>841</b>	<b>24.9</b>	<b>907</b>	<b>25.3</b>	<b>916</b>	<b>26.0</b>	<b>1,046</b>	<b>28.9</b>	<b>1,072</b>	<b>27.4</b>
<b>Drug Offences</b>										
Possess and/or Use drugs	22	0.7	21	0.6	12	0.3	31	0.9	29	0.7
Deal/traffic (including import/export)	227	6.7	195	5.4	210	6.0	224	6.2	200	5.1
Manufacture/cultivate (incl. other illicit drug offences)	34	1.0	44	1.2	42	1.2	61	1.7	46	1.2
<b>Sub-Total</b>	<b>283</b>	<b>8.4</b>	<b>260</b>	<b>7.3</b>	<b>264</b>	<b>7.5</b>	<b>316</b>	<b>8.7</b>	<b>275</b>	<b>7.0</b>
<b>Motor Vehicle, Traffic and Related Offences</b>										
Driving offences	90	2.7	107	3.0	134	3.8	123	3.4	164	4.2
Licence/registration offences	324	9.6	379	10.6	292	8.3	252	7.0	277	7.1
Other traffic offences	-	-	3	0.1	2	0.1	2	0.1	1	0.0
<b>Sub-Total</b>	<b>414</b>	<b>12.2</b>	<b>489</b>	<b>13.7</b>	<b>428</b>	<b>12.1</b>	<b>377</b>	<b>10.4</b>	<b>442</b>	<b>11.3</b>
<b>Other Offences</b>										
Other offences/Unknown	112	3.3	122	3.4	103	2.9	78	2.2	130	3.3
<b>Total - All Offences</b>	<b>3,384</b>	<b>100.0</b>	<b>3,579</b>	<b>100.0</b>	<b>3,524</b>	<b>100.0</b>	<b>3,623</b>	<b>100.0</b>	<b>3,918</b>	<b>100.0</b>

(a) This table includes prisoners who were sentenced during the reference year irrespective of when they were received into prison.

# 40 Sentenced Prisoner Receptions<sup>(a)</sup>

by most serious offence - female prisoners

Most Serious Offence	2005-06		2006-07		2007-08		2008-09		2009-10	
	No.	%	No.	%	No.	%	No.	%	No.	%
<b>Offences Against the Person</b>										
Murder	6	1.8	1	0.3	-	-	1	0.3	-	-
Other homicide	8	2.4	2	0.7	7	2.1	8	2.5	4	1.0
Assault	22	6.5	15	4.9	21	6.4	30	9.4	34	8.4
Sex offences	4	1.2	4	1.3	5	1.5	2	0.6	3	0.7
Other offences against the person	1	0.3	1	0.3	1	0.3	-	-	4	1.0
<b>Sub-Total</b>	<b>41</b>	<b>12.1</b>	<b>23</b>	<b>7.5</b>	<b>34</b>	<b>10.3</b>	<b>41</b>	<b>12.9</b>	<b>45</b>	<b>11.1</b>
<b>Robbery and Extortion</b>										
Robbery	22	6.5	10	3.3	13	4.0	9	2.8	12	3.0
Extortion	-	-	-	-	-	-	-	-	1	0.2
<b>Sub-Total</b>	<b>22</b>	<b>6.5</b>	<b>10</b>	<b>3.3</b>	<b>13</b>	<b>4.0</b>	<b>9</b>	<b>2.8</b>	<b>13</b>	<b>3.2</b>
<b>Property Offences</b>										
Unlawful entry with intent	20	5.9	27	8.8	32	9.7	25	7.9	19	4.7
Deception and related offences	27	8.0	32	10.4	25	7.6	19	6.0	36	8.9
Receiving and handling proceeds of crime	7	2.1	7	2.3	9	2.7	5	1.6	4	1.0
Theft (including motor vehicle)	71	20.9	68	22.1	55	16.7	66	20.8	88	21.7
Property damage and environmental offences	2	0.6	4	1.3	4	1.2	8	2.5	4	1.0
<b>Sub-Total</b>	<b>127</b>	<b>37.5</b>	<b>138</b>	<b>45.0</b>	<b>125</b>	<b>38.0</b>	<b>123</b>	<b>38.7</b>	<b>151</b>	<b>37.2</b>
<b>Offences Against Good Order</b>										
Govt security/justice procedures offences	91	26.8	81	26.4	104	31.6	92	28.9	104	25.6
Unlawful possession of weapons	1	0.3	1	0.3	-	-	-	-	-	-
Other offences against good order	1	0.3	1	0.3	-	-	4	1.3	1	0.2
<b>Sub-Total</b>	<b>93</b>	<b>27.4</b>	<b>83</b>	<b>27.0</b>	<b>104</b>	<b>31.6</b>	<b>96</b>	<b>30.2</b>	<b>105</b>	<b>25.9</b>
<b>Drug Offences</b>										
Possess and/or Use drugs	2	0.6	1	0.3	4	1.2	1	0.3	7	1.7
Deal/traffic (including import/export)	25	7.4	16	5.2	27	8.2	23	7.2	39	9.6
Manufacture/cultivate (incl. other illicit drug offences)	5	1.5	-	-	3	0.9	9	2.8	6	1.5
<b>Sub-Total</b>	<b>32</b>	<b>9.4</b>	<b>17</b>	<b>5.5</b>	<b>34</b>	<b>10.3</b>	<b>33</b>	<b>10.4</b>	<b>52</b>	<b>12.8</b>
<b>Motor Vehicle, Traffic and Related Offences</b>										
Driving offences	3	0.9	3	1.0	1	0.3	3	0.9	7	1.7
Licence/registration offences	9	2.7	21	6.8	10	3.0	9	2.8	12	3.0
Other traffic offences	-	-	-	-	-	-	-	-	-	-
<b>Sub-Total</b>	<b>12</b>	<b>3.5</b>	<b>24</b>	<b>7.8</b>	<b>11</b>	<b>3.3</b>	<b>12</b>	<b>3.8</b>	<b>19</b>	<b>4.7</b>
<b>Other Offences</b>										
Other offences/Unknown	12	3.5	12	3.9	8	2.4	4	1.3	21	5.2
<b>Total - All Offences</b>	<b>339</b>	<b>100.0</b>	<b>307</b>	<b>100.0</b>	<b>329</b>	<b>100.0</b>	<b>318</b>	<b>100.0</b>	<b>406</b>	<b>100.0</b>

(a) This table includes prisoners who were sentenced during the reference year irrespective of when they were received into prison.

# 41 All Sentenced Prisoner Receptions<sup>(a)</sup>


by most serious offence

Most Serious Offence	2005-06		2006-07		2007-08		2008-09		2009-10	
	No.	%	No.	%	No.	%	No.	%	No.	%
<b>Offences Against the Person</b>										
Murder	47	1.3	17	0.4	20	0.5	17	0.4	22	0.5
Other homicide	41	1.1	35	0.9	45	1.2	45	1.1	43	1.0
Assault	311	8.4	333	8.6	454	11.8	460	11.7	487	11.3
Sex offences	161	4.3	204	5.2	250	6.5	258	6.5	252	5.8
Other offences against the person	49	1.3	55	1.4	56	1.5	46	1.2	62	1.4
<b>Sub-Total</b>	<b>609</b>	<b>16.4</b>	<b>644</b>	<b>16.6</b>	<b>825</b>	<b>21.4</b>	<b>826</b>	<b>21.0</b>	<b>866</b>	<b>20.0</b>
<b>Robbery and Extortion</b>										
Robbery	141	3.8	132	3.4	134	3.5	122	3.1	145	3.4
Extortion	3	0.1	-	-	2	0.1	1	0.0	8	0.2
<b>Sub-Total</b>	<b>144</b>	<b>3.9</b>	<b>132</b>	<b>3.4</b>	<b>136</b>	<b>3.5</b>	<b>123</b>	<b>3.1</b>	<b>153</b>	<b>3.5</b>
<b>Property Offences</b>										
Unlawful entry with intent	451	12.1	424	10.9	415	10.8	441	11.2	475	11.0
Deception and related offences	138	3.7	158	4.1	139	3.6	121	3.1	134	3.1
Receiving and handling proceeds of crime	57	1.5	56	1.4	57	1.5	35	0.9	53	1.2
Theft (including motor vehicle)	471	12.7	499	12.8	353	9.2	369	9.4	450	10.4
Property damage and environmental offences	54	1.5	59	1.5	60	1.6	64	1.6	77	1.8
<b>Sub-Total</b>	<b>1,171</b>	<b>31.5</b>	<b>1,196</b>	<b>30.8</b>	<b>1,024</b>	<b>26.6</b>	<b>1,030</b>	<b>26.1</b>	<b>1,189</b>	<b>27.5</b>
<b>Offences Against Good Order</b>										
Govt security/justice procedures offences	879	23.6	938	24.1	955	24.8	1,072	27.2	1,101	25.5
Unlawful possession of weapons	26	0.7	30	0.8	44	1.1	44	1.1	43	1.0
Other offences against good order	29	0.8	22	0.6	21	0.5	26	0.7	33	0.8
<b>Sub-Total</b>	<b>934</b>	<b>25.1</b>	<b>990</b>	<b>25.5</b>	<b>1,020</b>	<b>26.5</b>	<b>1,142</b>	<b>29.0</b>	<b>1,177</b>	<b>27.2</b>
<b>Drug Offences</b>										
Possess and/or Use drugs	24	0.6	22	0.6	16	0.4	32	0.8	36	0.8
Deal/traffic (including import/export)	252	6.8	211	5.4	237	6.2	247	6.3	239	5.5
Manufacture/cultivate (incl. other illicit drug offences)	39	1.0	44	1.1	45	1.2	70	1.8	52	1.2
<b>Sub-Total</b>	<b>315</b>	<b>8.5</b>	<b>277</b>	<b>7.1</b>	<b>298</b>	<b>7.7</b>	<b>349</b>	<b>8.9</b>	<b>327</b>	<b>7.6</b>
<b>Motor Vehicle, Traffic and Related Offences</b>										
Driving offences	93	2.5	110	2.8	135	3.5	126	3.2	171	4.0
Licence/registration offences	333	8.9	400	10.3	302	7.8	261	6.6	289	6.7
Other traffic offences	-	-	3	0.1	2	0.1	2	0.1	1	0.0
<b>Sub-Total</b>	<b>426</b>	<b>11.4</b>	<b>513</b>	<b>13.2</b>	<b>439</b>	<b>11.4</b>	<b>389</b>	<b>9.9</b>	<b>461</b>	<b>10.7</b>
<b>Other Offences</b>										
Other offences/Unknown	124	3.3	134	3.4	111	2.9	82	2.1	151	3.5
<b>Total - All Offences</b>	<b>3,723</b>	<b>100.0</b>	<b>3,886</b>	<b>100.0</b>	<b>3,853</b>	<b>100.0</b>	<b>3,941</b>	<b>100.0</b>	<b>4,324</b>	<b>100.0</b>

(a) This table includes prisoners who were sentenced during the reference year irrespective of when they were received into prison.



# Indigenous Prisoners Census and Reception Data





# 42 All Prisoners

by sex and Indigenous status at 30 June

Indigenous Status	30 June 2006		30 June 2007		30 June 2008		30 June 2009		30 June 2010	
	No.	%	No.	%	No.	%	No.	%	No.	%
MALES										
Indigenous	200	5.5	220	5.6	230	5.8	221	5.4	263	6.2
Non-indigenous <sup>(a)</sup>	3,460	94.5	3,706	94.4	3,755	94.2	3,847	94.6	3,961	93.8
<b>Total</b>	<b>3,660</b>	<b>100.0</b>	<b>3,926</b>	<b>100.0</b>	<b>3,985</b>	<b>100.0</b>	<b>4,068</b>	<b>100.0</b>	<b>4,224</b>	<b>100.0</b>
FEMALES										
Indigenous	15	6.1	18	7.0	15	6.3	20	7.1	27	8.6
Non-indigenous <sup>(a)</sup>	230	93.9	239	93.0	223	93.7	262	92.9	286	91.4
<b>Total</b>	<b>245</b>	<b>100.0</b>	<b>257</b>	<b>100.0</b>	<b>238</b>	<b>100.0</b>	<b>282</b>	<b>100.0</b>	<b>313</b>	<b>100.0</b>
PERSONS										
Indigenous	215	5.5	238	5.7	245	5.8	241	5.5	290	6.4
Non-indigenous <sup>(a)</sup>	3,690	94.5	3,945	94.3	3,978	94.2	4,109	94.5	4,247	93.6
<b>Total</b>	<b>3,905</b>	<b>100.0</b>	<b>4,183</b>	<b>100.0</b>	<b>4,223</b>	<b>100.0</b>	<b>4,350</b>	<b>100.0</b>	<b>4,537</b>	<b>100.0</b>

(a) Non-indigenous includes prisoners whose Indigenous status is 'unknown' or not recorded.

# 43 All Indigenous Prisoners

by sex and age at 30 June

Age	30 June 2006		30 June 2007		30 June 2008		30 June 2009		30 June 2010	
	No.	%	No.	%	No.	%	No.	%	No.	%
<b>MALES</b>										
Under 18	-	-	-	-	-	-	-	-	-	-
18	4	2.0	1	0.5	-	-	1	0.5	2	0.8
19	4	2.0	6	2.7	3	1.3	3	1.4	12	4.6
20-24	40	20.0	43	19.5	49	21.3	40	18.1	55	20.9
25-29	41	20.5	49	22.3	56	24.3	62	28.1	49	18.6
30-34	49	24.5	45	20.5	46	20.0	32	14.5	47	17.9
35-39	32	16.0	38	17.3	36	15.7	35	15.8	42	16.0
40-44	16	8.0	25	11.4	21	9.1	24	10.9	30	11.4
45-49	9	4.5	10	4.5	13	5.7	14	6.3	15	5.7
50-54	2	1.0	2	0.9	4	1.7	7	3.2	8	3.0
55-59	2	1.0	1	0.5	1	0.4	-	-	1	0.4
60-64	1	0.5	-	-	-	-	2	0.9	1	0.4
65 and over	-	-	-	-	1	0.4	1	0.5	1	0.4
<b>Total</b>	<b>200</b>	<b>100.0</b>	<b>220</b>	<b>100.0</b>	<b>230</b>	<b>100.0</b>	<b>221</b>	<b>100.0</b>	<b>263</b>	<b>100.0</b>
Mean age	31.8	years	32.0	years	32.2	years	33.1	years	32.5	years
Median age	31.3	years	31.6	years	31.1	years	30.3	years	30.8	years
<b>FEMALES</b>										
Under 18	-	-	-	-	-	-	-	-	-	-
18	1	6.7	1	5.6	-	-	-	-	-	-
19	-	-	-	-	1	6.7	-	-	1	3.7
20-24	3	20.0	7	38.9	1	6.7	5	25.0	2	7.4
25-29	7	46.7	6	33.3	5	33.3	6	30.0	8	29.6
30-34	2	13.3	3	16.7	5	33.3	7	35.0	9	33.3
35-39	1	6.7	-	-	1	6.7	2	10.0	4	14.8
40-44	-	-	-	-	-	-	-	-	3	11.1
45-49	1	6.7	1	5.6	2	13.3	-	-	-	-
50-54	-	-	-	-	-	-	-	-	-	-
55-59	-	-	-	-	-	-	-	-	-	-
60-64	-	-	-	-	-	-	-	-	-	-
65 and over	-	-	-	-	-	-	-	-	-	-
<b>Total</b>	<b>15</b>	<b>100.0</b>	<b>18</b>	<b>100.0</b>	<b>15</b>	<b>100.0</b>	<b>20</b>	<b>100.0</b>	<b>27</b>	<b>100.0</b>
Mean age	28.6	years	27.6	years	31.3	years	29.1	years	31.9	years
Median age	27.5	years	27.1	years	30.4	years	28.8	years	31.7	years
<b>PERSONS</b>										
Under 18	-	-	-	-	-	-	-	-	-	-
18	5	2.3	2	0.8	-	-	1	0.4	2	0.7
19	4	1.9	6	2.5	4	1.6	3	1.2	13	4.5
20-24	43	20.0	50	21.0	50	20.4	45	18.7	57	19.7
25-29	48	22.3	55	23.1	61	24.9	68	28.2	57	19.7
30-34	51	23.7	48	20.2	51	20.8	39	16.2	56	19.3
35-39	33	15.3	38	16.0	37	15.1	37	15.4	46	15.9
40-44	16	7.4	25	10.5	21	8.6	24	10.0	33	11.4
45-49	10	4.7	11	4.6	15	6.1	14	5.8	15	5.2
50-54	2	0.9	2	0.8	4	1.6	7	2.9	8	2.8
55-59	2	0.9	1	0.4	1	0.4	-	-	1	0.3
60-64	1	0.5	-	-	-	-	2	0.8	1	0.3
65 and over	-	-	-	-	1	0.4	1	0.4	1	0.3
<b>Total</b>	<b>215</b>	<b>100.0</b>	<b>238</b>	<b>100.0</b>	<b>245</b>	<b>100.0</b>	<b>241</b>	<b>100.0</b>	<b>290</b>	<b>100.0</b>
Mean age	31.6	years	31.6	years	32.1	years	32.8	years	32.4	years
Median age	31.0	years	30.5	years	30.9	years	30.2	years	30.9	years

# 44 All Indigenous Prisoners

by sex, age and imprisonment rate<sup>(a)</sup> at 30 June

Age	30 June 2006		30 June 2007		30 June 2008		30 June 2009		30 June 2010	
	No.	Rate	No.	Rate	No.	Rate	No.	Rate	No.	Rate
<b>MALES</b>										
Under 18	-	-	-	-	-	-	-	-	-	-
18	4	1,156.1	1	292.4	-	-	1	247.5	2	443.5
19	4	1,328.9	6	1,764.7	3	887.6	3	710.9	12	2,884.6
20-24	40	2,633.3	43	2,735.4	49	2,980.5	40	2,388.1	55	3,102.1
25-29	41	3,489.4	49	3,987.0	56	4,314.3	62	4,609.7	49	3,379.3
30-34	49	4,434.4	45	4,094.6	46	4,212.5	32	3,041.8	47	4,536.7
35-39	32	3,122.0	38	3,591.7	36	3,260.9	35	3,091.9	42	3,770.2
40-44	16	1,860.5	25	2,802.7	21	2,320.4	24	2,390.4	30	2,904.2
45-49	9	1,173.4	10	1,277.1	13	1,614.9	14	1,607.3	15	1,661.1
50-54	2	322.6	2	311.0	4	611.6	7	984.5	8	1,071.0
55-59	2	421.9	1	202.4	1	191.9	-	-	1	164.7
60-64	1	383.1	-	-	-	-	2	498.8	1	230.4
65 and over	-	-	-	-	1	261.8	1	166.4	1	158.7
<b>Total</b>	<b>200</b>	<b>2,268.9</b>	<b>220</b>	<b>2,416.5</b>	<b>230</b>	<b>2,443.2</b>	<b>221</b>	<b>2,166.5</b>	<b>263</b>	<b>2,482.5</b>
<b>FEMALES</b>										
Under 18	-	-	-	-	-	-	-	-	-	-
18	1	303.0	1	268.8	-	-	-	-	-	-
19	-	-	-	-	1	268.1	-	-	1	223.7
20-24	3	210.7	7	473.0	1	65.0	5	311.1	2	116.8
25-29	7	620.0	6	518.1	5	409.5	6	460.5	8	589.1
30-34	2	175.6	3	269.3	5	455.0	7	613.0	9	784.7
35-39	1	87.1	-	-	1	81.2	2	171.1	4	343.6
40-44	-	-	-	-	-	-	-	-	3	274.0
45-49	1	128.7	1	120.6	2	234.5	-	-	-	-
50-54	-	-	-	-	-	-	-	-	-	-
55-59	-	-	-	-	-	-	-	-	-	-
60-64	-	-	-	-	-	-	-	-	-	-
65 and over	-	-	-	-	-	-	-	-	-	-
<b>Total</b>	<b>15</b>	<b>165.6</b>	<b>18</b>	<b>192.2</b>	<b>15</b>	<b>155.0</b>	<b>20</b>	<b>188.7</b>	<b>27</b>	<b>245.9</b>
<b>PERSONS</b>										
Under 18	-	-	-	-	-	-	-	-	-	-
18	5	739.6	2	280.1	-	-	1	118.2	2	225.5
19	4	665.6	6	891.5	4	562.6	3	369.5	13	1,506.4
20-24	43	1,461.1	50	1,638.3	50	1,570.8	45	1,371.1	57	1,635.6
25-29	48	2,083.3	55	2,304.1	61	2,421.6	68	2,568.0	57	2,029.9
30-34	51	2,272.7	48	2,169.0	51	2,327.7	39	1,777.6	56	2,565.3
35-39	33	1,518.6	38	1,682.2	37	1,584.6	37	1,608.0	46	2,019.3
40-44	16	866.7	25	1,321.4	21	1,074.2	24	1,150.0	33	1,550.8
45-49	10	647.7	11	682.4	15	904.7	14	795.5	15	817.9
50-54	2	166.3	2	161.2	4	318.5	7	480.8	8	522.9
55-59	2	214.1	1	102.2	1	96.8	-	-	1	81.8
60-64	1	181.2	-	-	-	-	2	238.7	1	112.9
65 and over	-	-	-	-	1	111.9	1	71.9	1	68.1
<b>Total</b>	<b>215</b>	<b>1,203.0</b>	<b>238</b>	<b>1,288.5</b>	<b>245</b>	<b>1,283.2</b>	<b>241</b>	<b>1,158.8</b>	<b>290</b>	<b>1,344.3</b>

(a) Rate per 100,000 adult population. Rates for 30 June 2010 were calculated using the series B projections for 30 June 2010 from *Experimental Estimates and Projections, Aboriginal and Torres Strait Islander Australians, 1991 to 2021 (ABS Catalogue No. 3238.0)*.

# 45 Indigenous Imprisonment Rates<sup>(a)</sup>

## Victoria at 30 June

	30 June 2006	30 June 2007	30 June 2008	30 June 2009	30 June 2010
	Rate	Rate	Rate	Rate	Rate
Males	2,268.9	2,416.5	2,443.2	2,166.5	2,482.5
Females	165.6	192.2	155.0	188.7	245.9
<b>Total</b>	<b>1,203.0</b>	<b>1,288.5</b>	<b>1,283.2</b>	<b>1,158.8</b>	<b>1,344.3</b>

(a) Rate per 100,000 adult population. Rates for 30 June 2010 were calculated using the series B projections for 30 June 2010 from *Experimental Estimates and Projections, Aboriginal and Torres Strait Islander Australians, 1991 to 2021* (ABS Catalogue No. 3238.0). For Imprisonment rates for Australia, please refer to *Prisoners in Australia* (ABS publication released in December each year).

# 46 All Indigenous Prisoners

by sex and known prior adult imprisonment at 30 June

Known Prior Adult Imprisonment <sup>(a)</sup>	30 June 2006		30 June 2007		30 June 2008		30 June 2009		30 June 2010	
	No.	%	No.	%	No.	%	No.	%	No.	%
<b>MALES</b>										
Yes	152	76.0	156	70.9	163	70.9	150	67.9	179	68.1
No	48	24.0	64	29.1	67	29.1	71	32.1	84	31.9
<b>Total</b>	<b>200</b>	<b>100.0</b>	<b>220</b>	<b>100.0</b>	<b>230</b>	<b>100.0</b>	<b>221</b>	<b>100.0</b>	<b>263</b>	<b>100.0</b>
<b>FEMALES</b>										
Yes	9	60.0	10	55.6	11	73.3	10	50.0	16	59.3
No	6	40.0	8	44.4	4	26.7	10	50.0	11	40.7
<b>Total</b>	<b>15</b>	<b>100.0</b>	<b>18</b>	<b>100.0</b>	<b>15</b>	<b>100.0</b>	<b>20</b>	<b>100.0</b>	<b>27</b>	<b>100.0</b>
<b>PERSONS</b>										
Yes	161	74.9	166	69.7	174	71.0	160	66.4	195	67.2
No	54	25.1	72	30.3	71	29.0	81	33.6	95	32.8
<b>Total</b>	<b>215</b>	<b>100.0</b>	<b>238</b>	<b>100.0</b>	<b>245</b>	<b>100.0</b>	<b>241</b>	<b>100.0</b>	<b>290</b>	<b>100.0</b>

(a) Episodes of imprisonment under sentence only.

# 47 All Indigenous Prisoners

by sex and legal status at 30 June

Legal Status	30 June 2006		30 June 2007		30 June 2008		30 June 2009		30 June 2010	
	No.	%	No.	%	No.	%	No.	%	No.	%
<b>MALES</b>										
Sentenced										
Fines (a)	-	-	-	-	-	-	-	-	-	-
Sentenced	135	67.5	155	70.5	167	72.6	163	73.8	198	75.3
Dual status (b)	20	10.0	12	5.5	19	8.3	20	9.0	14	5.3
<b>Total</b>	<b>155</b>	<b>77.5</b>	<b>167</b>	<b>75.9</b>	<b>186</b>	<b>80.9</b>	<b>183</b>	<b>82.8</b>	<b>212</b>	<b>80.6</b>
Unsentenced	45	22.5	53	24.1	44	19.1	38	17.2	51	19.4
<b>Total</b>	<b>200</b>	<b>100.0</b>	<b>220</b>	<b>100.0</b>	<b>230</b>	<b>100.0</b>	<b>221</b>	<b>100.0</b>	<b>263</b>	<b>100.0</b>
<b>FEMALES</b>										
Sentenced										
Fines (a)	-	-	-	-	-	-	-	-	-	-
Sentenced	9	60.0	14	77.8	6	40.0	10	50.0	19	70.4
Dual status (b)	1	6.7	-	-	3	20.0	2	10.0	-	-
<b>Total</b>	<b>10</b>	<b>66.7</b>	<b>14</b>	<b>77.8</b>	<b>9</b>	<b>60.0</b>	<b>12</b>	<b>60.0</b>	<b>19</b>	<b>70.4</b>
Unsentenced	5	33.3	4	22.2	6	40.0	8	40.0	8	29.6
<b>Total</b>	<b>15</b>	<b>100.0</b>	<b>18</b>	<b>100.0</b>	<b>15</b>	<b>100.0</b>	<b>20</b>	<b>100.0</b>	<b>27</b>	<b>100.0</b>
<b>PERSONS</b>										
Sentenced										
Fines (a)	-	-	-	-	-	-	-	-	-	-
Sentenced	144	67.0	169	71.0	173	70.6	173	71.8	217	74.8
Dual status (b)	21	9.8	12	5.0	22	9.0	22	9.1	14	4.8
<b>Total</b>	<b>165</b>	<b>76.7</b>	<b>181</b>	<b>76.1</b>	<b>195</b>	<b>79.6</b>	<b>195</b>	<b>80.9</b>	<b>231</b>	<b>79.7</b>
Unsentenced	50	23.3	57	23.9	50	20.4	46	19.1	59	20.3
<b>Total</b>	<b>215</b>	<b>100.0</b>	<b>238</b>	<b>100.0</b>	<b>245</b>	<b>100.0</b>	<b>241</b>	<b>100.0</b>	<b>290</b>	<b>100.0</b>

(a) Fines refers to prisoners who are serving a sentence for non-payment of a fine and are subject to no other type of sentence at the same time.

(b) Dual status refers to sentenced prisoners who also have active remand warrant(s) against them.

# 48 All Indigenous Prisoners

by most serious offence/charge - male prisoners at 30 June

Most Serious Offence/Charge	30 June 2006		30 June 2007		30 June 2008		30 June 2009		30 June 2010	
	No.	%	No.	%	No.	%	No.	%	No.	%
<b>Offences Against the Person</b>										
Murder	13	6.5	10	4.5	8	3.5	8	3.6	10	3.8
Other homicide	3	1.5	8	3.6	13	5.7	8	3.6	10	3.8
Assault	25	12.5	46	20.9	50	21.7	54	24.4	68	25.9
Sex offences	22	11.0	23	10.5	30	13.0	30	13.6	37	14.1
Other offences against the person	8	4.0	4	1.8	2	0.9	2	0.9	4	1.5
<b>Sub-Total</b>	<b>71</b>	<b>35.5</b>	<b>91</b>	<b>41.4</b>	<b>103</b>	<b>44.8</b>	<b>102</b>	<b>46.2</b>	<b>129</b>	<b>49.0</b>
<b>Robbery and Extortion</b>										
Robbery	23	11.5	28	12.7	26	11.3	25	11.3	24	9.1
Extortion	-	-	-	-	-	-	1	0.5	1	0.4
<b>Sub-Total</b>	<b>23</b>	<b>11.5</b>	<b>28</b>	<b>12.7</b>	<b>26</b>	<b>11.3</b>	<b>26</b>	<b>11.8</b>	<b>25</b>	<b>9.5</b>
<b>Property Offences</b>										
Unlawful entry with intent	34	17.0	35	15.9	40	17.4	34	15.4	44	16.7
Deception and related offences	2	1.0	4	1.8	4	1.7	1	0.5	2	0.8
Receiving and handling proceeds of crime	-	-	-	-	-	-	-	-	1	0.4
Theft (including motor vehicle)	13	6.5	16	7.3	6	2.6	10	4.5	7	2.7
Property damage and environmental offences	3	1.5	4	1.8	4	1.7	-	-	3	1.1
<b>Sub-Total</b>	<b>52</b>	<b>26.0</b>	<b>59</b>	<b>26.8</b>	<b>54</b>	<b>23.5</b>	<b>45</b>	<b>20.4</b>	<b>57</b>	<b>21.7</b>
<b>Offences Against Good Order</b>										
Govt security/justice procedures offences	38	19.0	24	10.9	31	13.5	32	14.5	38	14.4
Unlawful possession of weapons	-	-	3	1.4	2	0.9	1	0.5	1	0.4
Other offences against good order	1	0.5	1	0.5	2	0.9	2	0.9	1	0.4
<b>Sub-Total</b>	<b>39</b>	<b>19.5</b>	<b>28</b>	<b>12.7</b>	<b>35</b>	<b>15.2</b>	<b>35</b>	<b>15.8</b>	<b>40</b>	<b>15.2</b>
<b>Drug Offences</b>										
Possess and/or Use drugs	-	-	-	-	1	0.4	-	-	1	0.4
Deal/traffic (including import/export)	5	2.5	4	1.8	2	0.9	8	3.6	3	1.1
Manufacture/cultivate (incl. other illicit drug offences)	2	1.0	2	0.9	-	-	-	-	2	0.8
<b>Sub-Total</b>	<b>7</b>	<b>3.5</b>	<b>6</b>	<b>2.7</b>	<b>3</b>	<b>1.3</b>	<b>8</b>	<b>3.6</b>	<b>6</b>	<b>2.3</b>
<b>Motor Vehicle, Traffic and Related Offences</b>										
Driving offences	1	0.5	2	0.9	1	0.4	3	1.4	4	1.5
Licence/registration offences	5	2.5	6	2.7	8	3.5	2	0.9	2	0.8
Other traffic offences	-	-	-	-	-	-	-	-	-	-
<b>Sub-Total</b>	<b>6</b>	<b>3.0</b>	<b>8</b>	<b>3.6</b>	<b>9</b>	<b>3.9</b>	<b>5</b>	<b>2.3</b>	<b>6</b>	<b>2.3</b>
<b>Other Offences</b>										
Other offences/Unknown	2	1.0	-	-	-	-	-	-	-	-
<b>Total - All Offences/Charges</b>	<b>200</b>	<b>100.0</b>	<b>220</b>	<b>100.0</b>	<b>230</b>	<b>100.0</b>	<b>221</b>	<b>100.0</b>	<b>263</b>	<b>100.0</b>

# 49 All Indigenous Prisoners

by most serious offence/charge - female prisoners at 30 June

Most Serious Offence/Charge	30 June 2006		30 June 2007		30 June 2008		30 June 2009		30 June 2010	
	No.	%	No.	%	No.	%	No.	%	No.	%
<b>Offences Against the Person</b>										
Murder	-	-	-	-	-	-	1	5.0	1	3.7
Other homicide	1	6.7	1	5.6	-	-	-	-	1	3.7
Assault	2	13.3	2	11.1	2	13.3	2	10.0	6	22.2
Sex offences	-	-	1	5.6	-	-	-	-	1	3.7
Other offences against the person	-	-	-	-	-	-	-	-	1	3.7
<b>Sub-Total</b>	<b>3</b>	<b>20.0</b>	<b>4</b>	<b>22.2</b>	<b>2</b>	<b>13.3</b>	<b>3</b>	<b>15.0</b>	<b>10</b>	<b>37.0</b>
<b>Robbery and Extortion</b>										
Robbery	4	26.7	4	22.2	4	26.7	2	10.0	1	3.7
Extortion	-	-	-	-	-	-	-	-	-	-
<b>Sub-Total</b>	<b>4</b>	<b>26.7</b>	<b>4</b>	<b>22.2</b>	<b>4</b>	<b>26.7</b>	<b>2</b>	<b>10.0</b>	<b>1</b>	<b>3.7</b>
<b>Property Offences</b>										
Unlawful entry with intent	5	33.3	6	33.3	4	26.7	1	5.0	1	3.7
Deception and related offences	-	-	-	-	1	6.7	4	20.0	4	14.8
Receiving and handling proceeds of crime	-	-	-	-	-	-	-	-	1	3.7
Theft (including motor vehicle)	1	6.7	2	11.1	-	-	6	30.0	6	22.2
Property damage and environmental offences	-	-	-	-	-	-	-	-	-	-
<b>Sub-Total</b>	<b>6</b>	<b>40.0</b>	<b>8</b>	<b>44.4</b>	<b>5</b>	<b>33.3</b>	<b>11</b>	<b>55.0</b>	<b>12</b>	<b>44.4</b>
<b>Offences Against Good Order</b>										
Govt security/justice procedures offences	1	6.7	2	11.1	4	26.7	3	15.0	2	7.4
Unlawful possession of weapons	-	-	-	-	-	-	-	-	-	-
Other offences against good order	-	-	-	-	-	-	1	5.0	-	-
<b>Sub-Total</b>	<b>1</b>	<b>6.7</b>	<b>2</b>	<b>11.1</b>	<b>4</b>	<b>26.7</b>	<b>4</b>	<b>20.0</b>	<b>2</b>	<b>7.4</b>
<b>Drug Offences</b>										
Possess and/or Use drugs	-	-	-	-	-	-	-	-	-	-
Deal/traffic (including import/export)	-	-	-	-	-	-	-	-	-	-
Manufacture/cultivate (incl. other illicit drug offences)	-	-	-	-	-	-	-	-	1	3.7
<b>Sub-Total</b>	<b>-</b>	<b>-</b>	<b>-</b>	<b>-</b>	<b>-</b>	<b>-</b>	<b>-</b>	<b>-</b>	<b>1</b>	<b>3.7</b>
<b>Motor Vehicle, Traffic and Related Offences</b>										
Driving offences	-	-	-	-	-	-	-	-	1	3.7
Licence/registration offences	-	-	-	-	-	-	-	-	-	-
Other traffic offences	-	-	-	-	-	-	-	-	-	-
<b>Sub-Total</b>	<b>-</b>	<b>-</b>	<b>-</b>	<b>-</b>	<b>-</b>	<b>-</b>	<b>-</b>	<b>-</b>	<b>1</b>	<b>3.7</b>
<b>Other Offences</b>										
Other offences/Unknown	1	6.7	-	-	-	-	-	-	-	-
<b>Total - All Offences/Charges</b>	<b>15</b>	<b>100.0</b>	<b>18</b>	<b>100.0</b>	<b>15</b>	<b>100.0</b>	<b>20</b>	<b>100.0</b>	<b>27</b>	<b>100.0</b>

# 50 All Indigenous Prisoners

by most serious offence/charge at 30 June

Most Serious Offence/Charge	30 June 2006		30 June 2007		30 June 2008		30 June 2009		30 June 2010	
	No.	%	No.	%	No.	%	No.	%	No.	%
<b>Offences Against the Person</b>										
Murder	13	6.0	10	4.2	8	3.3	9	3.7	11	3.8
Other homicide	4	1.9	9	3.8	13	5.3	8	3.3	11	3.8
Assault	27	12.6	48	20.2	52	21.2	56	23.2	74	25.5
Sex offences	22	10.2	24	10.1	30	12.2	30	12.4	38	13.1
Other offences against the person	8	3.7	4	1.7	2	0.8	2	0.8	5	1.7
<b>Sub-Total</b>	<b>74</b>	<b>34.4</b>	<b>95</b>	<b>39.9</b>	<b>105</b>	<b>42.9</b>	<b>105</b>	<b>43.6</b>	<b>139</b>	<b>47.9</b>
<b>Robbery and Extortion</b>										
Robbery	27	12.6	32	13.4	30	12.2	27	11.2	25	8.6
Extortion	-	-	-	-	-	-	1	0.4	1	0.3
<b>Sub-Total</b>	<b>27</b>	<b>12.6</b>	<b>32</b>	<b>13.4</b>	<b>30</b>	<b>12.2</b>	<b>28</b>	<b>11.6</b>	<b>26</b>	<b>9.0</b>
<b>Property Offences</b>										
Unlawful entry with intent	39	18.1	41	17.2	44	18.0	35	14.5	45	15.5
Deception and related offences	2	0.9	4	1.7	5	2.0	5	2.1	6	2.1
Receiving and handling proceeds of crime	-	-	-	-	-	-	-	-	2	0.7
Theft (including motor vehicle)	14	6.5	18	7.6	6	2.4	16	6.6	13	4.5
Property damage and environmental offences	3	1.4	4	1.7	4	1.6	-	-	3	1.0
<b>Sub-Total</b>	<b>58</b>	<b>27.0</b>	<b>67</b>	<b>28.2</b>	<b>59</b>	<b>24.1</b>	<b>56</b>	<b>23.2</b>	<b>69</b>	<b>23.8</b>
<b>Offences Against Good Order</b>										
Govt security/justice procedures offences	39	18.1	26	10.9	35	14.3	35	14.5	40	13.8
Unlawful possession of weapons	-	-	3	1.3	2	0.8	1	0.4	1	0.3
Other offences against good order	1	0.5	1	0.4	2	0.8	3	1.2	1	0.3
<b>Sub-Total</b>	<b>40</b>	<b>18.6</b>	<b>30</b>	<b>12.6</b>	<b>39</b>	<b>15.9</b>	<b>39</b>	<b>16.2</b>	<b>42</b>	<b>14.5</b>
<b>Drug Offences</b>										
Possess and/or Use drugs	-	-	-	-	1	0.4	-	-	1	0.3
Deal/traffic (including import/export)	5	2.3	4	1.7	2	0.8	8	3.3	3	1.0
Manufacture/cultivate (incl. other illicit drug offences)	2	0.9	2	0.8	-	-	-	-	3	1.0
<b>Sub-Total</b>	<b>7</b>	<b>3.3</b>	<b>6</b>	<b>2.5</b>	<b>3</b>	<b>1.2</b>	<b>8</b>	<b>3.3</b>	<b>7</b>	<b>2.4</b>
<b>Motor Vehicle, Traffic and Related Offences</b>										
Driving offences	1	0.5	2	0.8	1	0.4	3	1.2	5	1.7
Licence/registration offences	5	2.3	6	2.5	8	3.3	2	0.8	2	0.7
Other traffic offences	-	-	-	-	-	-	-	-	-	-
<b>Sub-Total</b>	<b>6</b>	<b>2.8</b>	<b>8</b>	<b>3.4</b>	<b>9</b>	<b>3.7</b>	<b>5</b>	<b>2.1</b>	<b>7</b>	<b>2.4</b>
<b>Other Offences</b>										
Other offences/Unknown	3	1.4	-	-	-	-	-	-	-	-
<b>Total - All Offences/Charges</b>	<b>215</b>	<b>100.0</b>	<b>238</b>	<b>100.0</b>	<b>245</b>	<b>100.0</b>	<b>241</b>	<b>100.0</b>	<b>290</b>	<b>100.0</b>

# 51 Sentenced Indigenous Prisoners

by sex and expected time to serve at 30 June

Expected Time to Serve (a)	30 June 2006			30 June 2007			30 June 2008			30 June 2009			30 June 2010		
	No.	%	Cumulative %	No.	%	Cumulative %	No.	%	Cumulative %	No.	%	Cumulative %	No.	%	Cumulative %
<b>MALES</b>															
Under 1 month	-	-	-	-	-	-	1	0.5	0.5	-	-	-	-	-	-
1 and under 3 months	3	1.9	1.9	7	4.2	4.2	6	3.2	3.8	9	4.9	4.9	7	3.3	3.3
3 and under 6 months	22	14.2	16.1	15	9.0	13.2	19	10.2	14.0	21	11.5	16.4	23	10.8	14.2
6 and under 12 months	32	20.6	36.8	33	19.8	32.9	31	16.7	30.6	22	12.0	28.4	35	16.5	30.7
1 and under 2 years	39	25.2	61.9	42	25.1	58.1	43	23.1	53.8	40	21.9	50.3	45	21.2	51.9
2 and under 5 years	32	20.6	82.6	44	26.3	84.4	53	28.5	82.3	56	30.6	80.9	63	29.7	81.6
5 and under 10 years	15	9.7	92.3	14	8.4	92.8	22	11.8	94.1	23	12.6	93.4	24	11.3	92.9
10 years and over	10	6.5	98.7	10	6.0	98.8	10	5.4	99.5	11	6.0	99.5	14	6.6	99.5
Indeterminate															
Life	-	-	98.7	-	-	98.8	-	-	99.5	-	-	99.5	-	-	99.5
Other (b)	2	1.3	100.0	2	1.2	100.0	1	0.5	100.0	1	0.5	100.0	1	0.5	100.0
<b>Total</b>	<b>155</b>	<b>100.0</b>	<b>100.0</b>	<b>167</b>	<b>100.0</b>	<b>100.0</b>	<b>186</b>	<b>100.0</b>	<b>100.0</b>	<b>183</b>	<b>100.0</b>	<b>100.0</b>	<b>212</b>	<b>100.0</b>	<b>100.0</b>
Mean	34.0 months			35.2 months			36.8 months			39.2 months			38.6 months		
Median	17.9 months			20.7 months			23.6 months			23.9 months			23.0 months		
<b>FEMALES</b>															
Under 1 month	-	-	-	-	-	-	-	-	-	-	-	-	-	-	-
1 and under 3 months	1	10.0	10.0	2	14.3	14.3	-	-	-	-	-	-	1	5.3	5.3
3 and under 6 months	1	10.0	20.0	2	14.3	28.6	-	-	-	3	25.0	25.0	1	5.3	10.5
6 and under 12 months	1	10.0	30.0	2	14.3	42.9	2	22.2	22.2	5	41.7	66.7	9	47.4	57.9
1 and under 2 years	3	30.0	60.0	3	21.4	64.3	5	55.6	77.8	2	16.7	83.3	3	15.8	73.7
2 and under 5 years	3	30.0	90.0	4	28.6	92.9	2	22.2	100.0	2	16.7	100.0	5	26.3	100.0
5 and under 10 years	1	10.0	100.0	1	7.1	100.0	-	-	100.0	-	-	100.0	-	-	100.0
10 years and over	-	-	100.0	-	-	100.0	-	-	100.0	-	-	100.0	-	-	100.0
Indeterminate															
Life	-	-	100.0	-	-	100.0	-	-	100.0	-	-	100.0	-	-	100.0
Other (b)	-	-	100.0	-	-	100.0	-	-	100.0	-	-	100.0	-	-	100.0
<b>Total</b>	<b>10</b>	<b>100.0</b>	<b>100.0</b>	<b>14</b>	<b>100.0</b>	<b>100.0</b>	<b>9</b>	<b>100.0</b>	<b>100.0</b>	<b>12</b>	<b>100.0</b>	<b>100.0</b>	<b>19</b>	<b>100.0</b>	<b>100.0</b>
Mean	25.5 months			22.7 months			21.9 months			15.1 months			17.2 months		
Median	18.9 months			16.4 months			20.2 months			8.9 months			11.9 months		
<b>PERSONS</b>															
Under 1 month	-	-	-	-	-	-	1	0.5	0.5	-	-	-	-	-	-
1 and under 3 months	4	2.4	2.4	9	5.0	5.0	6	3.1	3.6	9	4.6	4.6	8	3.5	3.5
3 and under 6 months	23	13.9	16.4	17	9.4	14.4	19	9.7	13.3	24	12.3	16.9	24	10.4	13.9
6 and under 12 months	33	20.0	36.4	35	19.3	33.7	33	16.9	30.3	27	13.8	30.8	44	19.0	32.9
1 and under 2 years	42	25.5	61.8	45	24.9	58.6	48	24.6	54.9	42	21.5	52.3	48	20.8	53.7
2 and under 5 years	35	21.2	83.0	48	26.5	85.1	55	28.2	83.1	58	29.7	82.1	68	29.4	83.1
5 and under 10 years	16	9.7	92.7	15	8.3	93.4	22	11.3	94.4	23	11.8	93.8	24	10.4	93.5
10 years and over	10	6.1	98.8	10	5.5	98.9	10	5.1	99.5	11	5.6	99.5	14	6.1	99.6
Indeterminate															
Life	-	-	98.8	-	-	98.9	-	-	99.5	-	-	99.5	-	-	99.6
Other (b)	2	1.2	100.0	2	1.1	100.0	1	0.5	100.0	1	0.5	100.0	1	0.4	100.0
<b>Total</b>	<b>165</b>	<b>100.0</b>	<b>100.0</b>	<b>181</b>	<b>100.0</b>	<b>100.0</b>	<b>195</b>	<b>100.0</b>	<b>100.0</b>	<b>195</b>	<b>100.0</b>	<b>100.0</b>	<b>231</b>	<b>100.0</b>	<b>100.0</b>
Mean	33.4 months			34.2 months			36.1 months			37.7 months			36.8 months		
Median	17.9 months			20.2 months			22.0 months			23.7 months			21.5 months		

(a) Expected Time to Serve is based on the minimum term or non-parole period where one has been imposed or the fixed term sentence.

(b) Other includes Governor's Pleasure and Indefinite sentences.

# 52 All Indigenous Prisoners

by sex and highest level of education (on reception) at 30 June

Highest Level of Education	30 June 2006		30 June 2007		30 June 2008		30 June 2009		30 June 2010	
	No.	%	No.	%	No.	%	No.	%	No.	%
<b>MALES</b>										
Tertiary/Other post secondary	-	-	-	-	-	-	-	-	-	-
Technical and Trade	-	-	-	-	-	-	-	-	-	-
Completed secondary	7	3.5	6	2.7	4	1.7	4	1.8	2	0.8
Part secondary	174	87.0	193	87.7	197	85.7	197	89.1	242	92.0
Completed primary	12	6.0	13	5.9	14	6.1	8	3.6	12	4.6
Part primary	4	2.0	5	2.3	4	1.7	3	1.4	4	1.5
No formal schooling	-	-	-	-	-	-	1	0.5	1	0.4
Unknown	3	1.5	3	1.4	11	4.8	8	3.6	2	0.8
<b>Total</b>	<b>200</b>	<b>100.0</b>	<b>220</b>	<b>100.0</b>	<b>230</b>	<b>100.0</b>	<b>221</b>	<b>100.0</b>	<b>263</b>	<b>100.0</b>
<b>FEMALES</b>										
Tertiary/Other post secondary	-	-	1	5.6	-	-	1	5.0	1	3.7
Technical and Trade	-	-	-	-	-	-	-	-	-	-
Completed secondary	-	-	-	-	-	-	1	5.0	2	7.4
Part secondary	14	93.3	15	83.3	14	93.3	18	90.0	22	81.5
Completed primary	-	-	1	5.6	1	6.7	-	-	1	3.7
Part primary	-	-	-	-	-	-	-	-	1	3.7
No formal schooling	-	-	-	-	-	-	-	-	-	-
Unknown	1	6.7	1	5.6	-	-	-	-	-	-
<b>Total</b>	<b>15</b>	<b>100.0</b>	<b>18</b>	<b>100.0</b>	<b>15</b>	<b>100.0</b>	<b>20</b>	<b>100.0</b>	<b>27</b>	<b>100.0</b>
<b>PERSONS</b>										
Tertiary/Other post secondary	-	-	1	0.4	-	-	1	0.4	1	0.3
Technical and Trade	-	-	-	-	-	-	-	-	-	-
Completed secondary	7	3.3	6	2.5	4	1.6	5	2.1	4	1.4
Part secondary	188	87.4	208	87.4	211	86.1	215	89.2	264	91.0
Completed primary	12	5.6	14	5.9	15	6.1	8	3.3	13	4.5
Part primary	4	1.9	5	2.1	4	1.6	3	1.2	5	1.7
No formal schooling	-	-	-	-	-	-	1	0.4	1	0.3
Unknown	4	1.9	4	1.7	11	4.5	8	3.3	2	0.7
<b>Total</b>	<b>215</b>	<b>100.0</b>	<b>238</b>	<b>100.0</b>	<b>245</b>	<b>100.0</b>	<b>241</b>	<b>100.0</b>	<b>290</b>	<b>100.0</b>

# 53 All Indigenous Prisoners

by sex and employment status (on reception) at 30 June

Employment Status	30 June 2006		30 June 2007		30 June 2008		30 June 2009		30 June 2010	
	No.	%	No.	%	No.	%	No.	%	No.	%
<b>MALES</b>										
Employed (a)	26	13.0	16	7.3	24	10.4	17	7.7	18	6.8
Unemployed	151	75.5	155	70.5	162	70.4	160	72.4	201	76.4
Home Duties	-	-	-	-	-	-	-	-	-	-
Student	2	1.0	1	0.5	1	0.4	2	0.9	1	0.4
Pensioner	12	6.0	35	15.9	31	13.5	30	13.6	27	10.3
Other	-	-	-	-	-	-	-	-	-	-
Unknown	9	4.5	13	5.9	12	5.2	12	5.4	16	6.1
<b>Total</b>	<b>200</b>	<b>100.0</b>	<b>220</b>	<b>100.0</b>	<b>230</b>	<b>100.0</b>	<b>221</b>	<b>100.0</b>	<b>263</b>	<b>100.0</b>
<b>FEMALES</b>										
Employed (a)	1	6.7	1	5.6	-	-	1	5.0	-	-
Unemployed	12	80.0	12	66.7	13	86.7	16	80.0	19	70.4
Home Duties	1	6.7	-	-	1	6.7	-	-	5	18.5
Student	-	-	-	-	-	-	-	-	1	3.7
Pensioner	-	-	1	5.6	-	-	3	15.0	2	7.4
Other	1	6.7	1	5.6	-	-	-	-	-	-
Unknown	-	-	3	16.7	1	6.7	-	-	-	-
<b>Total</b>	<b>15</b>	<b>100.0</b>	<b>18</b>	<b>100.0</b>	<b>15</b>	<b>100.0</b>	<b>20</b>	<b>100.0</b>	<b>27</b>	<b>100.0</b>
<b>PERSONS</b>										
Employed (a)	27	12.6	17	7.1	24	9.8	18	7.5	18	6.2
Unemployed	163	75.8	167	70.2	175	71.4	176	73.0	220	75.9
Home Duties	1	0.5	-	-	1	0.4	-	-	5	1.7
Student	2	0.9	1	0.4	1	0.4	2	0.8	2	0.7
Pensioner	12	5.6	36	15.1	31	12.7	33	13.7	29	10.0
Other	1	0.5	1	0.4	-	-	-	-	-	-
Unknown	9	4.2	16	6.7	13	5.3	12	5.0	16	5.5
<b>Total</b>	<b>215</b>	<b>100.0</b>	<b>238</b>	<b>100.0</b>	<b>245</b>	<b>100.0</b>	<b>241</b>	<b>100.0</b>	<b>290</b>	<b>100.0</b>

(a) Employed includes the categories employee, employer, self employed, and apprentice.

# 54 All Indigenous Prisoner Receptions

## by sex and age

Age	2005-06		2006-07		2007-08		2008-09		2009-10	
	No.	%	No.	%	No.	%	No.	%	No.	%
<b>MALES</b>										
Under 18	1	0.4	-	-	-	-	-	-	-	-
18	11	3.9	9	3.2	6	2.2	6	2.0	16	4.8
19	14	5.0	8	2.8	7	2.5	17	5.7	19	5.7
20-24	64	22.7	72	25.6	69	24.8	52	17.4	69	20.8
25-29	65	23.0	61	21.7	71	25.5	74	24.7	69	20.8
30-34	60	21.3	62	22.1	53	19.1	46	15.4	66	19.9
35-39	38	13.5	34	12.1	40	14.4	55	18.4	43	13.0
40-44	15	5.3	22	7.8	19	6.8	27	9.0	27	8.1
45-49	12	4.3	11	3.9	9	3.2	15	5.0	14	4.2
50-54	1	0.4	-	-	2	0.7	6	2.0	5	1.5
55-59	1	0.4	2	0.7	1	0.4	-	-	3	0.9
60-64	-	-	-	-	-	-	1	0.3	1	0.3
65 and over	-	-	-	-	1	0.4	-	-	-	-
<b>Total</b>	<b>282</b>	<b>100.0</b>	<b>281</b>	<b>100.0</b>	<b>278</b>	<b>100.0</b>	<b>299</b>	<b>100.0</b>	<b>332</b>	<b>100.0</b>
Mean age	29.7	years	30.0	years	30.2	years	31.5	years	30.6	years
<b>FEMALES</b>										
Under 18	-	-	-	-	-	-	-	-	-	-
18	1	2.3	2	6.7	1	2.1	3	5.4	-	-
19	-	-	1	3.3	2	4.3	2	3.6	1	1.5
20-24	12	27.3	10	33.3	5	10.6	10	17.9	18	26.5
25-29	18	40.9	3	10.0	19	40.4	13	23.2	17	25.0
30-34	8	18.2	4	13.3	9	19.1	15	26.8	16	23.5
35-39	4	9.1	6	20.0	7	14.9	8	14.3	8	11.8
40-44	-	-	3	10.0	3	6.4	4	7.1	6	8.8
45-49	1	2.3	1	3.3	1	2.1	1	1.8	2	2.9
50-54	-	-	-	-	-	-	-	-	-	-
55-59	-	-	-	-	-	-	-	-	-	-
60-64	-	-	-	-	-	-	-	-	-	-
65 and over	-	-	-	-	-	-	-	-	-	-
<b>Total</b>	<b>44</b>	<b>100.0</b>	<b>30</b>	<b>100.0</b>	<b>47</b>	<b>100.0</b>	<b>56</b>	<b>100.0</b>	<b>68</b>	<b>100.0</b>
Mean age	28.2	years	30.0	years	30.1	years	29.9	years	30.5	years
<b>PERSONS</b>										
Under 18	1	0.3	-	-	-	-	-	-	-	-
18	12	3.7	11	3.5	7	2.2	9	2.5	16	4.0
19	14	4.3	9	2.9	9	2.8	19	5.4	20	5.0
20-24	76	23.3	82	26.4	74	22.8	62	17.5	87	21.8
25-29	83	25.5	64	20.6	90	27.7	87	24.5	86	21.5
30-34	68	20.9	66	21.2	62	19.1	61	17.2	82	20.5
35-39	42	12.9	40	12.9	47	14.5	63	17.7	51	12.8
40-44	15	4.6	25	8.0	22	6.8	31	8.7	33	8.3
45-49	13	4.0	12	3.9	10	3.1	16	4.5	16	4.0
50-54	1	0.3	-	-	2	0.6	6	1.7	5	1.3
55-59	1	0.3	2	0.6	1	0.3	-	-	3	0.8
60-64	-	-	-	-	-	-	1	0.3	1	0.3
65 and over	-	-	-	-	1	0.3	-	-	-	-
<b>Total</b>	<b>326</b>	<b>100.0</b>	<b>311</b>	<b>100.0</b>	<b>325</b>	<b>100.0</b>	<b>355</b>	<b>100.0</b>	<b>400</b>	<b>100.0</b>
Mean age	29.4	years	30.0	years	30.2	years	31.3	years	30.6	years

# 55 All Indigenous Prisoner Receptions

by sex and legal status on reception

Legal Status	2005-06		2006-07		2007-08		2008-09		2009-10	
	No.	%	No.	%	No.	%	No.	%	No.	%
<b>MALES</b>										
Sentenced										
Fines (a)	1	0.4	-	-	1	0.4	2	0.7	2	0.6
Sentenced	99	35.2	86	30.6	86	30.9	99	33.1	115	34.6
Dual status (b)	14	5.0	10	3.6	7	2.5	8	2.7	14	4.2
<b>Total</b>	<b>114</b>	<b>40.6</b>	<b>96</b>	<b>34.2</b>	<b>94</b>	<b>33.8</b>	<b>109</b>	<b>36.5</b>	<b>131</b>	<b>39.5</b>
Unsentenced	168	59.4	185	65.8	184	66.2	190	63.5	201	60.5
<b>Total</b>	<b>282</b>	<b>100.0</b>	<b>281</b>	<b>100.0</b>	<b>278</b>	<b>100.0</b>	<b>299</b>	<b>100.0</b>	<b>332</b>	<b>100.0</b>
<b>FEMALES</b>										
Sentenced										
Fines (a)	2	4.5	-	-	-	-	-	-	2	2.9
Sentenced	14	31.8	5	16.7	13	27.7	12	21.4	19	27.9
Dual status (b)	1	2.3	1	3.3	1	2.1	1	1.8	1	1.5
<b>Total</b>	<b>17</b>	<b>38.6</b>	<b>6</b>	<b>20.0</b>	<b>14</b>	<b>29.8</b>	<b>13</b>	<b>23.2</b>	<b>22</b>	<b>32.4</b>
Unsentenced	27	61.4	24	80.0	33	70.2	43	76.8	46	67.6
<b>Total</b>	<b>44</b>	<b>100.0</b>	<b>30</b>	<b>100.0</b>	<b>47</b>	<b>100.0</b>	<b>56</b>	<b>100.0</b>	<b>68</b>	<b>100.0</b>
<b>PERSONS</b>										
Sentenced										
Fines (a)	3	0.9	-	-	1	0.3	2	0.6	4	1.0
Sentenced	113	34.8	91	29.3	99	30.5	111	31.3	134	33.5
Dual status (b)	15	4.6	11	3.5	8	2.5	9	2.5	15	3.8
<b>Total</b>	<b>131</b>	<b>40.3</b>	<b>102</b>	<b>32.8</b>	<b>108</b>	<b>33.2</b>	<b>122</b>	<b>34.4</b>	<b>153</b>	<b>38.3</b>
Unsentenced	195	59.7	209	67.2	217	66.8	233	65.6	247	61.8
<b>Total</b>	<b>326</b>	<b>100.0</b>	<b>311</b>	<b>100.0</b>	<b>325</b>	<b>100.0</b>	<b>355</b>	<b>100.0</b>	<b>400</b>	<b>100.0</b>

(a) Fines refers to prisoners who are serving a sentence for non-payment of a fine and are subject to no other type of sentence at the same time.

(b) Dual status refers to sentenced prisoners who also have active remand warrant(s) against them.

# 56 All Indigenous Prisoner Receptions

by most serious offence/charge - male prisoners

Most Serious Offence/Charge	2005-06		2006-07		2007-08		2008-09		2009-10	
	No.	%	No.	%	No.	%	No.	%	No.	%
<b>Offences Against the Person</b>										
Murder	5	1.8	2	0.7	2	0.7	-	-	2	0.6
Other homicide	-	-	1	0.4	5	1.8	2	0.7	3	0.9
Assault	51	18.1	69	24.6	54	19.4	66	22.1	70	21.1
Sex offences	9	3.2	9	3.2	16	5.8	9	3.0	12	3.6
Other offences against the person	10	3.5	10	3.6	12	4.3	15	5.0	6	1.8
<b>Sub-Total</b>	<b>75</b>	<b>26.6</b>	<b>91</b>	<b>32.4</b>	<b>89</b>	<b>32.0</b>	<b>92</b>	<b>30.8</b>	<b>93</b>	<b>28.0</b>
<b>Robbery and Extortion</b>										
Robbery	24	8.5	20	7.1	21	7.6	15	5.0	19	5.7
Extortion	-	-	-	-	-	-	-	-	-	-
<b>Sub-Total</b>	<b>24</b>	<b>8.5</b>	<b>20</b>	<b>7.1</b>	<b>21</b>	<b>7.6</b>	<b>15</b>	<b>5.0</b>	<b>19</b>	<b>5.7</b>
<b>Property Offences</b>										
Unlawful entry with intent	58	20.6	59	21.0	59	21.2	52	17.4	62	18.7
Deception and related offences	3	1.1	3	1.1	3	1.1	3	1.0	1	0.3
Receiving and handling proceeds of crime	5	1.8	4	1.4	1	0.4	3	1.0	4	1.2
Theft (including motor vehicle)	27	9.6	19	6.8	24	8.6	29	9.7	26	7.8
Property damage and environmental offences	6	2.1	4	1.4	3	1.1	2	0.7	11	3.3
<b>Sub-Total</b>	<b>99</b>	<b>35.1</b>	<b>89</b>	<b>31.7</b>	<b>90</b>	<b>32.4</b>	<b>89</b>	<b>29.8</b>	<b>104</b>	<b>31.3</b>
<b>Offences Against Good Order</b>										
Govt security/justice procedures offences	58	20.6	48	17.1	47	16.9	65	21.7	79	23.8
Unlawful possession of weapons	1	0.4	4	1.4	-	-	1	0.3	2	0.6
Other offences against good order	5	1.8	1	0.4	6	2.2	3	1.0	2	0.6
<b>Sub-Total</b>	<b>64</b>	<b>22.7</b>	<b>53</b>	<b>18.9</b>	<b>53</b>	<b>19.1</b>	<b>69</b>	<b>23.1</b>	<b>83</b>	<b>25.0</b>
<b>Drug Offences</b>										
Possess and/or Use drugs	-	-	2	0.7	1	0.4	4	1.3	-	-
Deal/traffic (including import/export)	6	2.1	4	1.4	3	1.1	11	3.7	7	2.1
Manufacture/cultivate (incl. other illicit drug offences)	-	-	1	0.4	-	-	-	-	1	0.3
<b>Sub-Total</b>	<b>6</b>	<b>2.1</b>	<b>7</b>	<b>2.5</b>	<b>4</b>	<b>1.4</b>	<b>15</b>	<b>5.0</b>	<b>8</b>	<b>2.4</b>
<b>Motor Vehicle, Traffic and Related Offences</b>										
Driving offences	3	1.1	6	2.1	4	1.4	4	1.3	4	1.2
Licence/registration offences	5	1.8	8	2.8	9	3.2	7	2.3	7	2.1
Other traffic offences	-	-	-	-	-	-	1	0.3	-	-
<b>Sub-Total</b>	<b>8</b>	<b>2.8</b>	<b>14</b>	<b>5.0</b>	<b>13</b>	<b>4.7</b>	<b>12</b>	<b>4.0</b>	<b>11</b>	<b>3.3</b>
<b>Other Offences</b>										
Other offences/Unknown	6	2.1	7	2.5	8	2.9	7	2.3	14	4.2
<b>Total - All Offences/Charges</b>	<b>282</b>	<b>100.0</b>	<b>281</b>	<b>100.0</b>	<b>278</b>	<b>100.0</b>	<b>299</b>	<b>100.0</b>	<b>332</b>	<b>100.0</b>

# 57 All Indigenous Prisoner Receptions

by most serious offence/charge - female prisoners

Most Serious Offence/Charge	2005-06		2006-07		2007-08		2008-09		2009-10	
	No.	%	No.	%	No.	%	No.	%	No.	%
<b>Offences Against the Person</b>										
Murder	-	-	-	-	-	-	1	1.8	-	-
Other homicide	1	2.3	-	-	-	-	-	-	2	2.9
Assault	6	13.6	5	16.7	7	14.9	5	8.9	9	13.2
Sex offences	-	-	-	-	-	-	-	-	1	1.5
Other offences against the person	-	-	-	-	1	2.1	-	-	5	7.4
<b>Sub-Total</b>	<b>7</b>	<b>15.9</b>	<b>5</b>	<b>16.7</b>	<b>8</b>	<b>17.0</b>	<b>6</b>	<b>10.7</b>	<b>17</b>	<b>25.0</b>
<b>Robbery and Extortion</b>										
Robbery	7	15.9	1	3.3	6	12.8	5	8.9	-	-
Extortion	-	-	-	-	1	2.1	-	-	-	-
<b>Sub-Total</b>	<b>7</b>	<b>15.9</b>	<b>1</b>	<b>3.3</b>	<b>7</b>	<b>14.9</b>	<b>5</b>	<b>8.9</b>	<b>-</b>	<b>-</b>
<b>Property Offences</b>										
Unlawful entry with intent	9	20.5	7	23.3	8	17.0	10	17.9	9	13.2
Deception and related offences	1	2.3	2	6.7	2	4.3	1	1.8	2	2.9
Receiving and handling proceeds of crime	2	4.5	1	3.3	1	2.1	-	-	1	1.5
Theft (including motor vehicle)	10	22.7	9	30.0	9	19.1	19	33.9	18	26.5
Property damage and environmental offences	-	-	-	-	1	2.1	1	1.8	1	1.5
<b>Sub-Total</b>	<b>22</b>	<b>50.0</b>	<b>19</b>	<b>63.3</b>	<b>21</b>	<b>44.7</b>	<b>31</b>	<b>55.4</b>	<b>31</b>	<b>45.6</b>
<b>Offences Against Good Order</b>										
Govt security/justice procedures offences	5	11.4	5	16.7	7	14.9	9	16.1	10	14.7
Unlawful possession of weapons	-	-	-	-	-	-	-	-	-	-
Other offences against good order	-	-	-	-	-	-	1	1.8	-	-
<b>Sub-Total</b>	<b>5</b>	<b>11.4</b>	<b>5</b>	<b>16.7</b>	<b>7</b>	<b>14.9</b>	<b>10</b>	<b>17.9</b>	<b>10</b>	<b>14.7</b>
<b>Drug Offences</b>										
Possess and/or Use drugs	-	-	-	-	2	4.3	1	1.8	1	1.5
Deal/traffic (including import/export)	-	-	-	-	-	-	-	-	1	1.5
Manufacture/cultivate (incl. other illicit drug offences)	-	-	-	-	1	2.1	-	-	1	1.5
<b>Sub-Total</b>	<b>-</b>	<b>-</b>	<b>-</b>	<b>-</b>	<b>3</b>	<b>6.4</b>	<b>1</b>	<b>1.8</b>	<b>3</b>	<b>4.4</b>
<b>Motor Vehicle, Traffic and Related Offences</b>										
Driving offences	-	-	-	-	-	-	-	-	1	1.5
Licence/registration offences	-	-	-	-	-	-	-	-	1	1.5
Other traffic offences	-	-	-	-	-	-	-	-	-	-
<b>Sub-Total</b>	<b>-</b>	<b>-</b>	<b>-</b>	<b>-</b>	<b>-</b>	<b>-</b>	<b>-</b>	<b>-</b>	<b>2</b>	<b>2.9</b>
<b>Other Offences</b>										
Other offences/Unknown	3	6.8	-	-	1	2.1	3	5.4	5	7.4
<b>Total - All Offences/Charges</b>	<b>44</b>	<b>100.0</b>	<b>30</b>	<b>100.0</b>	<b>47</b>	<b>100.0</b>	<b>56</b>	<b>100.0</b>	<b>68</b>	<b>100.0</b>

# 58 All Indigenous Prisoner Receptions

by most serious offence/charge

Most Serious Offence/Charge	2005-06		2006-07		2007-08		2008-09		2009-10	
	No.	%	No.	%	No.	%	No.	%	No.	%
<b>Offences Against the Person</b>										
Murder	5	1.5	2	0.6	2	0.6	1	0.3	2	0.5
Other homicide	1	0.3	1	0.3	5	1.5	2	0.6	5	1.3
Assault	57	17.5	74	23.8	61	18.8	71	20.0	79	19.8
Sex offences	9	2.8	9	2.9	16	4.9	9	2.5	13	3.3
Other offences against the person	10	3.1	10	3.2	13	4.0	15	4.2	11	2.8
<b>Sub-Total</b>	<b>82</b>	<b>25.2</b>	<b>96</b>	<b>30.9</b>	<b>97</b>	<b>29.8</b>	<b>98</b>	<b>27.6</b>	<b>110</b>	<b>27.5</b>
<b>Robbery and Extortion</b>										
Robbery	31	9.5	21	6.8	27	8.3	20	5.6	19	4.8
Extortion	-	-	-	-	1	0.3	-	-	-	-
<b>Sub-Total</b>	<b>31</b>	<b>9.5</b>	<b>21</b>	<b>6.8</b>	<b>28</b>	<b>8.6</b>	<b>20</b>	<b>5.6</b>	<b>19</b>	<b>4.8</b>
<b>Property Offences</b>										
Unlawful entry with intent	67	20.6	66	21.2	67	20.6	62	17.5	71	17.8
Deception and related offences	4	1.2	5	1.6	5	1.5	4	1.1	3	0.8
Receiving and handling proceeds of crime	7	2.1	5	1.6	2	0.6	3	0.8	5	1.3
Theft (including motor vehicle)	37	11.3	28	9.0	33	10.2	48	13.5	44	11.0
Property damage and environmental offences	6	1.8	4	1.3	4	1.2	3	0.8	12	3.0
<b>Sub-Total</b>	<b>121</b>	<b>37.1</b>	<b>108</b>	<b>34.7</b>	<b>111</b>	<b>34.2</b>	<b>120</b>	<b>33.8</b>	<b>135</b>	<b>33.8</b>
<b>Offences Against Good Order</b>										
Govt security/justice procedures offences	63	19.3	53	17.0	54	16.6	74	20.8	89	22.3
Unlawful possession of weapons	1	0.3	4	1.3	-	-	1	0.3	2	0.5
Other offences against good order	5	1.5	1	0.3	6	1.8	4	1.1	2	0.5
<b>Sub-Total</b>	<b>69</b>	<b>21.2</b>	<b>58</b>	<b>18.6</b>	<b>60</b>	<b>18.5</b>	<b>79</b>	<b>22.3</b>	<b>93</b>	<b>23.3</b>
<b>Drug Offences</b>										
Possess and/or Use drugs	-	-	2	0.6	3	0.9	5	1.4	1	0.3
Deal/traffic (including import/export)	6	1.8	4	1.3	3	0.9	11	3.1	8	2.0
Manufacture/cultivate (incl. other illicit drug offences)	-	-	1	0.3	1	0.3	-	-	2	0.5
<b>Sub-Total</b>	<b>6</b>	<b>1.8</b>	<b>7</b>	<b>2.3</b>	<b>7</b>	<b>2.2</b>	<b>16</b>	<b>4.5</b>	<b>11</b>	<b>2.8</b>
<b>Motor Vehicle, Traffic and Related Offences</b>										
Driving offences	3	0.9	6	1.9	4	1.2	4	1.1	5	1.3
Licence/registration offences	5	1.5	8	2.6	9	2.8	7	2.0	8	2.0
Other traffic offences	-	-	-	-	-	-	1	0.3	-	-
<b>Sub-Total</b>	<b>8</b>	<b>2.5</b>	<b>14</b>	<b>4.5</b>	<b>13</b>	<b>4.0</b>	<b>12</b>	<b>3.4</b>	<b>13</b>	<b>3.3</b>
<b>Other Offences</b>										
Other offences/Unknown	9	2.8	7	2.3	9	2.8	10	2.8	19	4.8
<b>Total - All Offences/Charges</b>	<b>326</b>	<b>100.0</b>	<b>311</b>	<b>100.0</b>	<b>325</b>	<b>100.0</b>	<b>355</b>	<b>100.0</b>	<b>400</b>	<b>100.0</b>

# 59 Sentenced Indigenous Prisoner Receptions<sup>(a)</sup>

by sex and expected time to serve

Expected Time to Serve (b)	2005-06			2006-07			2007-08			2008-09			2009-10		
	No.	%	Cumulative %	No.	%	Cumulative %	No.	%	Cumulative %	No.	%	Cumulative %	No.	%	Cumulative %
<b>MALES</b>															
Under 1 month	17	8.2	17.0	13	7.1	7.1	13	6.8	6.8	14	6.6	6.6	14	5.9	5.9
1 and under 3 months	19	9.2	17.4	16	8.8	15.9	17	8.9	15.7	30	14.2	20.9	15	6.3	12.2
3 and under 6 months	57	27.5	44.9	41	22.5	38.5	40	20.9	36.6	55	26.1	46.9	51	21.5	33.8
6 and under 12 months	72	34.8	79.7	68	37.4	75.8	72	37.7	74.3	56	26.5	73.5	87	36.7	70.5
1 and under 2 years	30	14.5	94.2	31	17.0	92.9	29	15.2	89.5	29	13.7	87.2	46	19.4	89.9
2 and under 5 years	6	2.9	97.1	8	4.4	97.3	13	6.8	96.3	25	11.8	99.1	20	8.4	98.3
5 and under 10 years	4	1.9	99.0	5	2.7	100.0	6	3.1	99.5	2	0.9	100.0	1	0.4	98.7
10 years and over	2	1.0	100.0	-	-	100.0	1	0.5	100.0	-	-	100.0	3	1.3	100.0
Indeterminate	-	-	-	-	-	-	-	-	-	-	-	-	-	-	-
Life (c)	-	-	100.0	-	-	100.0	-	-	100.0	-	-	100.0	-	-	100.0
Other (d)	-	-	100.0	-	-	100.0	-	-	100.0	-	-	100.0	-	-	100.0
<b>Total</b>	<b>207</b>	<b>100.0</b>	<b>100.0</b>	<b>182</b>	<b>100.0</b>	<b>100.0</b>	<b>191</b>	<b>100.0</b>	<b>100.0</b>	<b>211</b>	<b>100.0</b>	<b>100.0</b>	<b>237</b>	<b>100.0</b>	<b>100.0</b>
<b>FEMALES</b>															
Under 1 month	9	33.3	9.0	-	-	-	2	9.5	9.5	5	20.8	20.8	1	2.6	2.6
1 and under 3 months	1	3.7	37.0	5	26.3	26.3	4	19.0	28.6	2	8.3	29.2	7	18.4	21.1
3 and under 6 months	4	14.8	51.9	7	36.8	63.2	5	23.8	52.4	8	33.3	62.5	9	23.7	44.7
6 and under 12 months	6	22.2	74.1	4	21.1	84.2	5	23.8	76.2	8	33.3	95.8	17	44.7	89.5
1 and under 2 years	6	22.2	96.3	3	15.8	100.0	3	14.3	90.5	1	4.2	100.0	1	2.6	92.1
2 and under 5 years	1	3.7	100.0	-	-	100.0	2	9.5	100.0	-	-	100.0	3	7.9	100.0
5 and under 10 years	-	-	100.0	-	-	100.0	-	-	100.0	-	-	100.0	-	-	100.0
10 years and over	-	-	100.0	-	-	100.0	-	-	100.0	-	-	100.0	-	-	100.0
Indeterminate	-	-	-	-	-	-	-	-	-	-	-	-	-	-	-
Life (c)	-	-	100.0	-	-	100.0	-	-	100.0	-	-	100.0	-	-	100.0
Other (d)	-	-	100.0	-	-	100.0	-	-	100.0	-	-	100.0	-	-	100.0
<b>Total</b>	<b>27</b>	<b>100.0</b>	<b>100.0</b>	<b>19</b>	<b>100.0</b>	<b>100.0</b>	<b>21</b>	<b>100.0</b>	<b>100.0</b>	<b>24</b>	<b>100.0</b>	<b>100.0</b>	<b>38</b>	<b>100.0</b>	<b>100.0</b>
<b>PERSONS</b>															
Under 1 month	26	11.1	26.0	13	6.5	6.5	15	7.1	7.1	19	8.1	8.1	15	5.5	5.5
1 and under 3 months	20	8.5	19.7	21	10.4	16.9	21	9.9	17.0	32	13.6	21.7	22	8.0	13.5
3 and under 6 months	61	26.1	45.7	48	23.9	40.8	45	21.2	38.2	63	26.8	48.5	60	21.8	35.3
6 and under 12 months	78	33.3	79.1	72	35.8	76.6	77	36.3	74.5	64	27.2	75.7	104	37.8	73.1
1 and under 2 years	36	15.4	94.4	34	16.9	93.5	32	15.1	89.6	30	12.8	88.5	47	17.1	90.2
2 and under 5 years	7	3.0	97.4	8	4.0	97.5	15	7.1	96.7	25	10.6	99.1	23	8.4	98.5
5 and under 10 years	4	1.7	99.1	5	2.5	100.0	6	2.8	99.5	2	0.9	100.0	1	0.4	98.9
10 years and over	2	0.9	100.0	-	-	100.0	1	0.5	100.0	-	-	100.0	3	1.1	100.0
Indeterminate	-	-	-	-	-	-	-	-	-	-	-	-	-	-	-
Life (c)	-	-	100.0	-	-	100.0	-	-	100.0	-	-	100.0	-	-	100.0
Other (d)	-	-	100.0	-	-	100.0	-	-	100.0	-	-	100.0	-	-	100.0
<b>Total</b>	<b>234</b>	<b>100.0</b>	<b>100.0</b>	<b>201</b>	<b>100.0</b>	<b>100.0</b>	<b>212</b>	<b>100.0</b>	<b>100.0</b>	<b>235</b>	<b>100.0</b>	<b>100.0</b>	<b>275</b>	<b>100.0</b>	<b>100.0</b>

- (a) This table includes prisoners who were sentenced during the reference year irrespective of when they were received into prison.  
(b) Expected Time to Serve is based on the minimum term or non-parole period where one has been imposed or the fixed term sentence.  
(c) Life includes prisoners serving sentences of Natural Life where a minimum term has not been specified by the court.  
(d) Other includes Governor's Pleasure and Indefinite sentences.

# 60 Sentenced Indigenous Prisoner Receptions<sup>(a)</sup>


by most serious offence

Most Serious Offence	2005-06		2006-07		2007-08		2008-09		2009-10	
	No.	%	No.	%	No.	%	No.	%	No.	%
<b>Offences Against the Person</b>										
Murder	1	0.4	-	-	1	0.5	-	-	1	0.4
Other homicide	3	1.3	2	1.0	6	2.8	1	0.4	2	0.7
Assault	32	13.7	31	15.4	39	18.4	37	15.7	44	16.0
Sex offences	6	2.6	4	2.0	7	3.3	7	3.0	7	2.5
Other offences against the person	8	3.4	4	2.0	5	2.4	4	1.7	3	1.1
<b>Sub-Total</b>	<b>50</b>	<b>21.4</b>	<b>41</b>	<b>20.4</b>	<b>58</b>	<b>27.4</b>	<b>49</b>	<b>20.9</b>	<b>57</b>	<b>20.7</b>
<b>Robbery and Extortion</b>										
Robbery	17	7.3	12	6.0	14	6.6	12	5.1	16	5.8
Extortion	-	-	-	-	-	-	-	-	-	-
<b>Sub-Total</b>	<b>17</b>	<b>7.3</b>	<b>12</b>	<b>6.0</b>	<b>14</b>	<b>6.6</b>	<b>12</b>	<b>5.1</b>	<b>16</b>	<b>5.8</b>
<b>Property Offences</b>										
Unlawful entry with intent	39	16.7	33	16.4	26	12.3	30	12.8	42	15.3
Deception and related offences	2	0.9	5	2.5	4	1.9	3	1.3	3	1.1
Receiving and handling proceeds of crime	3	1.3	4	2.0	1	0.5	1	0.4	2	0.7
Theft (including motor vehicle)	31	13.2	23	11.4	21	9.9	27	11.5	24	8.7
Property damage and environmental offences	3	1.3	4	2.0	5	2.4	2	0.9	5	1.8
<b>Sub-Total</b>	<b>78</b>	<b>33.3</b>	<b>69</b>	<b>34.3</b>	<b>57</b>	<b>26.9</b>	<b>63</b>	<b>26.8</b>	<b>76</b>	<b>27.6</b>
<b>Offences Against Good Order</b>										
Govt security/justice procedures offences	64	27.4	55	27.4	56	26.4	77	32.8	92	33.5
Unlawful possession of weapons	3	1.3	1	0.5	3	1.4	3	1.3	6	2.2
Other offences against good order	2	0.9	2	1.0	2	0.9	1	0.4	2	0.7
<b>Sub-Total</b>	<b>69</b>	<b>29.5</b>	<b>58</b>	<b>28.9</b>	<b>61</b>	<b>28.8</b>	<b>81</b>	<b>34.5</b>	<b>100</b>	<b>36.4</b>
<b>Drug Offences</b>										
Possess and/or Use drugs	-	-	1	0.5	2	0.9	1	0.4	-	-
Deal/traffic (including import/export)	3	1.3	-	-	2	0.9	5	2.1	3	1.1
Manufacture/cultivate (incl. other illicit drug offences)	-	-	1	0.5	1	0.5	-	-	-	-
<b>Sub-Total</b>	<b>3</b>	<b>1.3</b>	<b>2</b>	<b>1.0</b>	<b>5</b>	<b>2.4</b>	<b>6</b>	<b>2.6</b>	<b>3</b>	<b>1.1</b>
<b>Motor Vehicle, Traffic and Related Offences</b>										
Driving offences	1	0.4	5	2.5	4	1.9	7	3.0	5	1.8
Licence/registration offences	8	3.4	10	5.0	8	3.8	8	3.4	8	2.9
Other traffic offences	-	-	-	-	-	-	-	-	-	-
<b>Sub-Total</b>	<b>9</b>	<b>3.8</b>	<b>15</b>	<b>7.5</b>	<b>12</b>	<b>5.7</b>	<b>15</b>	<b>6.4</b>	<b>13</b>	<b>4.7</b>
<b>Other Offences</b>										
Other offences/Unknown	8	3.4	4	2.0	5	2.4	9	3.8	10	3.6
<b>Total - All Offences</b>	<b>234</b>	<b>100.0</b>	<b>201</b>	<b>100.0</b>	<b>212</b>	<b>100.0</b>	<b>235</b>	<b>100.0</b>	<b>275</b>	<b>100.0</b>

(a) This table includes prisoners who were sentenced during the reference year irrespective of when they were received into prison.



# Prison Profiles





# 61 Ararat Prison

**Prison security level** Secure (Medium security)

**Prison operational capacity** 382 beds (At 30 June 2010)

Opened in 1967, a redevelopment program has included upgrades to accommodation, program and service areas. A significant proportion of the accommodation is shared (two or three beds). Additional temporary accommodation beds includes a 52 bed relocatable unit.

**Function** The prison accommodates male prisoners with low to medium protection requirements, including a high proportion of sex offenders.

**Service provider** Corrections Victoria

## Prisoner profile at 30 June

		30 June 2009		30 June 2010	
		No.	%	No.	%
Number of prisoners	As at 30 June	377		370	
Age	Under 25	18	4.8	20	5.4
	25 - 39	121	32.1	124	33.5
	40 - 54	145	38.5	143	38.6
	55 and over	93	24.7	83	22.4
Indigenous status	Aboriginal and Torres Strait Islander	11	2.9	14	3.8
Legal status	Unconvicted	-	-	-	-
	Convicted	377	100	370	100
Security rating	Maximum	-	-	-	-
	Medium	284	75.3	295	79.7
	Minimum	93	24.7	75	20.3
Most Serious Offence	Offences against the person	325	86.2	314	84.9
	<i>Murder</i>	10		9	
	<i>Sex offences</i>	299		289	
	Robbery and extortion	12	3.2	9	2.4
	Offences against property	13	3.4	24	6.5
	Offences against good order	17	4.5	16	4.3
	Drug offences	10	2.7	7	1.9
	Traffic offences	-	-	-	-
	Other	-	-	-	-
Effective Sentence Length	Unsentenced	-	-	-	-
	Less than 12 months	25	6.6	24	6.5
	1 <5 years	190	50.4	174	47
	5 <10 years	127	33.7	132	35.7
	10 years or more (including Life, Governor's Pleasure)	35	9.3	39	10.5
	Unknown	-	-	1	0.3
Time Remaining to Serve	Prisoners with less than 12 months of their sentence remaining to serve	91	24.1	93	25.1
Previous Imprisonment	Known prior adult imprisonment, including episodes on remand	133	35.3	146	39.5
Intellectually Disabled Prisoners	Identified Intellectual Disability	3	0.8	3	0.8
	No Identified Intellectual Disability	374	99.2	367	99.2
Identified Drug Users	Current IDU status (IDU.1 or above)	2	0.5	8	2.2
	Previous IDU status (IDU.N)	38	10.1	43	11.6
	Not an Identified Drug User	337	89.4	319	86.2
Protection Prisoners	Current Protection Status	376	99.7	370	100

# 62 Barwon Prison

**Prison security level** Secure (Maximum security)

**Prison operational capacity** 425 beds (At 30 June 2010)

Opened in 1990, facilities include:

- two high security units;
- 35 bed management unit;
- two protection units.

Accommodation is predominately single cells.

**Function** Male; maximum and medium security classifications

**Service provider** Corrections Victoria

## Prisoner profile at 30 June

		30 June 2009		30 June 2010	
		No.	%	No.	%
Number of prisoners	As at 30 June	271		350	
Age	Under 25	34	12.5	37	10.6
	25 - 39	153	56.5	189	54
	40 - 54	71	26.2	99	28.3
	55 and over	13	4.8	25	7.1
Indigenous status	Aboriginal and Torres Strait Islander	16	5.9	31	8.9
Legal status	Unconvicted	7	2.6	6	1.7
	Convicted	264	97.4	344	98.3
Security rating	Maximum	180	66.4	221	63.1
	Medium	88	32.5	128	36.6
	Minimum	3	1.1	1	0.3
Most Serious Offence	Offences against the person	134	49.4	170	48.6
	<i>Murder</i>	66		78	
	<i>Sex offences</i>	13		39	
	Robbery and extortion	34	12.5	41	11.7
	Offences against property	48	17.7	63	18
	Offences against good order	30	11.1	44	12.6
	Drug offences	20	7.4	25	7.1
	Traffic offences	5	1.8	7	2
	Other	-	-	-	-
Effective Sentence Length	Unsentenced	7	2.6	6	1.7
	Less than 12 months	29	10.7	38	10.9
	1 <5 years	92	33.9	126	36
	5 <10 years	64	23.6	70	20
	10 years or more (including Life, Governor's Pleasure)	78	28.8	110	31.4
	Unknown	1	0.4	-	-
Time Remaining to Serve	Prisoners with less than 12 months of their sentence remaining to serve	95	35.1	124	35.4
Previous Imprisonment	Known prior adult imprisonment, including episodes on remand	198	73.1	248	70.9
Intellectually Disabled Prisoners	Identified Intellectual Disability	4	1.5	2	0.6
	No Identified Intellectual Disability	267	98.5	348	99.4
Identified Drug Users	Current IDU status (IDU.1 or above)	38	14	63	18
	Previous IDU status (IDU.N)	100	36.9	113	32.3
	Not an Identified Drug User	133	49.1	174	49.7
Protection Prisoners	Current Protection Status	52	19.2	95	27.1

# 63 Beechworth Correctional Centre

**Prison security level** Open (Minimum security)

**Prison operational capacity** 120 beds (At 30 June 2010)

Opened in April 2005. The Beechworth Correctional Centre can hold up to 120 minimum security male prisoners serving short-term sentences in unit-style accommodation. The Centre focuses on providing education, treatment programs and pre-release services to assist prisoners in re-integrating into the community after release.

**Function** Male; minimum security classification

**Service provider** Corrections Victoria

## Prisoner profile at 30 June

		30 June 2009		30 June 2010	
		No.	%	No.	%
Number of prisoners	As at 30 June	109		92	
Age	Under 25	4	3.7	3	3.3
	25 - 39	53	48.6	31	33.7
	40 - 54	42	38.5	42	45.7
	55 and over	10	9.2	16	17.4
Indigenous status	Aboriginal and Torres Strait Islander	3	2.8	5	5.4
Legal status	Unconvicted	-	-	-	-
	Convicted	109	100	92	100
Security rating	Maximum	-	-	-	-
	Medium	-	-	-	-
	Minimum	109	100	92	100
Most Serious Offence	Offences against the person	29	26.6	28	30.4
	<i>Murder</i>	3		3	
	<i>Sex offences</i>	3		2	
	Robbery and extortion	3	2.8	3	3.3
	Offences against property	25	22.9	29	31.5
	Offences against good order	17	15.6	4	4.3
	Drug offences	24	22	20	21.7
	Traffic offences	11	10.1	6	6.5
	Other	-	-	2	2.2
Effective Sentence Length	Unsentenced	-	-	-	-
	Less than 12 months	53	48.6	27	29.3
	1 <5 years	47	43.1	53	57.6
	5 <10 years	6	5.5	9	9.8
	10 years or more (including Life, Governor's Pleasure)	3	2.8	3	3.3
	Unknown	-	-	-	-
Time Remaining to Serve	Prisoners with less than 12 months of their sentence remaining to serve	89	81.7	69	75
Previous Imprisonment	Known prior adult imprisonment, including episodes on remand	50	45.9	49	53.3
Intellectually Disabled Prisoners	Identified Intellectual Disability	-	-	-	-
	No Identified Intellectual Disability	109	100	92	100
Identified Drug Users	Current IDU status (IDU.1 or above)	-	-	-	-
	Previous IDU status (IDU.N)	11	10.1	9	9.8
	Not an Identified Drug User	98	89.9	83	90.2
Protection Prisoners	Current Protection Status	-	-	-	-

# 64 Dame Phyllis Frost Centre

**Prison security level** Secure (Maximum security)

**Prison operational capacity** 260 beds (At 30 June 2010)

Opened in August 1996, accommodation is provided in single cells in special cell blocks and self-contained units. Increasing numbers of female prisoners have resulted in capacity being increased by up to 85 beds, including a 52 bed relocatable unit.

**Function** The Dame Phyllis Frost Centre is a secure, multi-purpose prison providing a complex mix of facilities and services, including reception, maximum security, medium security and specialist accommodation for remand and sentenced, mainstream and protection women prisoners.

**Service provider** Corrections Victoria

Note: Managed by a private provider as the Metropolitan Women's Correctional Centre from August 1996 until 3 October 2000.

## Prisoner profile at 30 June

		30 June 2009		30 June 2010	
		No.	%	No.	%
Number of prisoners	As at 30 June	230		261	
Age	Under 25	25	10.9	32	12.3
	25 - 39	129	56.1	136	52.1
	40 - 54	62	27	77	29.5
	55 and over	14	6.1	16	6.1
Indigenous status	Aboriginal and Torres Strait Islander	19	8.3	25	9.6
Legal status	Unconvicted	80	34.8	69	26.4
	Convicted	150	65.2	192	73.6
Security rating	Maximum	80	34.8	85	32.6
	Medium	111	48.3	130	49.8
	Minimum	39	17	46	17.6
Most Serious Offence	Offences against the person	61	26.5	77	29.5
	<i>Murder</i>	14		22	
	<i>Sex offences</i>	9		9	
	Robbery and extortion	16	7	17	6.5
	Offences against property	75	32.6	75	28.7
	Offences against good order	26	11.3	30	11.5
	Drug offences	48	20.9	56	21.5
	Traffic offences	3	1.3	6	2.3
	Other	1	0.4	-	-
Effective Sentence Length	Unsentenced	82	35.7	69	26.4
	Less than 12 months	70	30.4	76	29.1
	1 <5 years	55	23.9	86	33
	5 <10 years	13	5.7	20	7.7
	10 years or more (including Life, Governor's Pleasure)	10	4.3	10	3.8
	Unknown	-	-	-	-
Time Remaining to Serve	Prisoners with less than 12 months of their sentence remaining to serve	101	43.9	128	49
Previous Imprisonment	Known prior adult imprisonment, including episodes on remand	125	54.3	134	51.3
Intellectually Disabled Prisoners	Identified Intellectual Disability	4	1.7	2	0.8
	No Identified Intellectual Disability	226	98.3	259	99.2
Identified Drug Users	Current IDU status (IDU.1 or above)	16	7	19	7.3
	Previous IDU status (IDU.N)	24	10.4	36	13.8
	Not an Identified Drug User	190	82.6	206	78.9
Protection Prisoners	Current Protection Status	17	7.4	19	7.3

# 65 Dhurringile Prison

**Prison security level** Open (Minimum security)

**Prison operational capacity** 214 beds (At 30 June 2010)

Opened in 1965, prisoners originally shared dormitories in a mansion which had been built in 1877. However, all accommodation has been redeveloped and prisoners are now accommodated in self-contained units. Dhurringile's additional beds include a 52 bed relocatable unit.

**Function** Accommodates mainstream male prisoners. Emphasis on farming activities.

**Service provider** Corrections Victoria

## Prisoner profile at 30 June

		30 June 2009		30 June 2010	
		No.	%	No.	%
Number of prisoners	As at 30 June	154		168	
Age	Under 25	11	7.1	15	8.9
	25 - 39	80	51.9	87	51.8
	40 - 54	46	29.9	49	29.2
	55 and over	17	11	17	10.1
Indigenous status	Aboriginal and Torres Strait Islander	8	5.2	8	4.8
Legal status	Unconvicted	-	-	-	-
	Convicted	154	100	168	100
Security rating	Maximum	-	-	-	-
	Medium	-	-	-	-
	Minimum	154	100	168	100
Most Serious Offence	Offences against the person	39	25.3	33	19.6
	<i>Murder</i>	3		7	
	<i>Sex offences</i>	2		6	
	Robbery and extortion	10	6.5	4	2.4
	Offences against property	25	16.2	38	22.6
	Offences against good order	19	12.3	32	19
	Drug offences	41	26.6	37	22
	Traffic offences	20	13	24	14.3
	Other	-	-	-	-
Effective Sentence Length	Unsentenced	-	-	-	-
	Less than 12 months	65	42.2	80	47.6
	1 <5 years	74	48.1	68	40.5
	5 <10 years	12	7.8	16	9.5
	10 years or more (including Life, Governor's Pleasure)	3	1.9	4	2.4
	Unknown	-	-	-	-
Time Remaining to Serve	Prisoners with less than 12 months of their sentence remaining to serve	130	84.4	132	78.6
Previous Imprisonment	Known prior adult imprisonment, including episodes on remand	85	55.2	94	56
Intellectually Disabled Prisoners	Identified Intellectual Disability	1	0.6	-	-
	No Identified Intellectual Disability	153	99.4	168	100
Identified Drug Users	Current IDU status (IDU.1 or above)	-	-	1	0.6
	Previous IDU status (IDU.N)	12	7.8	18	10.7
	Not an Identified Drug User	142	92.2	149	88.7
Protection Prisoners	Current Protection Status	-	-	-	-

# 66 Fulham Correctional Centre

**Prison security level** Secure (Medium security)

**Prison operational capacity** 845 beds (At 30 June 2010)

Fulham's beds include a 52 bed relocatable unit.

Prisoner accommodation is primarily in single cells.

**Function** Opened in April 1997, the prison incorporates male prisoners in:

- medium security cell blocks and lodges;
- medium security protection units;
- minimum security self-contained units;
- a drug treatment unit; and
- Nalu community challenge unit for young adult prisoners.

**Service provider** The GEO Group Australia Pty Ltd

## Prisoner profile at 30 June

		30 June 2009		30 June 2010	
		No.	%	No.	%
Number of prisoners	As at 30 June	751		741	
Age	Under 25	126	16.8	135	18.2
	25 - 39	424	56.5	395	53.3
	40 - 54	178	23.7	186	25.1
	55 and over	23	3.1	25	3.4
Indigenous status	Aboriginal and Torres Strait Islander	34	4.5	35	4.7
Legal status	Unconvicted	-	-	-	-
	Convicted	751	100	741	100
Security rating	Maximum	-	-	-	-
	Medium	581	77.4	568	76.7
	Minimum	170	22.6	173	23.3
Most Serious Offence	Offences against the person	212	28.2	220	29.7
	<i>Murder</i>	41		34	
	<i>Sex offences</i>	17		29	
	Robbery and extortion	69	9.2	76	10.3
	Offences against property	201	26.8	229	30.9
	Offences against good order	120	16	82	11.1
	Drug offences	116	15.4	100	13.5
	Traffic offences	32	4.3	33	4.5
	Other	1	0.1	1	0.1
Effective Sentence Length	Unsentenced	-	-	-	-
	Less than 12 months	275	36.6	248	33.5
	1 <5 years	349	46.5	357	48.2
	5 <10 years	78	10.4	86	11.6
	10 years or more (including Life, Governor's Pleasure)	49	6.5	49	6.6
Unknown	-	-	1	0.1	
Time Remaining to Serve	Prisoners with less than 12 months of their sentence remaining to serve	484	64.4	470	63.4
Previous Imprisonment	Known prior adult imprisonment, including episodes on remand	489	65.1	458	61.8
Intellectually Disabled Prisoners	Identified Intellectual Disability	4	0.5	1	0.1
	No Identified Intellectual Disability	747	99.5	740	99.9
Identified Drug Users	Current IDU status (IDU.1 or above)	44	5.9	76	10.3
	Previous IDU status (IDU.N)	170	22.6	139	18.8
	Not an Identified Drug User	537	71.5	526	71
Protection Prisoners	Current Protection Status	90	12	104	14

# 67 Judy Lazarus Transition Centre

**Prison security level** Open (Minimum security)

**Prison operational capacity** 25 beds (At 30 June 2010)

Opened in April 2007. The Centre has been designed around five-person living units that replicate community living as far as possible.

**Function** Accommodates male prisoners. The Transition Centre - the first of its type in Victoria - is part of the Victorian Government's strategy for reducing re-offending by addressing transitional issues critical to a prisoner's successful reintegration into the community, including accommodation, employment, life-skills and family reintegration.

**Service provider** Corrections Victoria

## Prisoner profile at 30 June

		30 June 2009		30 June 2010	
		No.	%	No.	%
Number of prisoners	As at 30 June	24		24	
Age	Under 25	1	4.2	-	-
	25 - 39	14	58.3	12	50
	40 - 54	6	25	9	37.5
	55 and over	3	12.5	3	12.5
Indigenous status	Aboriginal and Torres Strait Islander	-	-	-	-
Legal status	Unconvicted	-	-	-	-
	Convicted	24	100	24	100
Security rating	Maximum	-	-	-	-
	Medium	-	-	-	-
	Minimum	24	100	24	100
Most Serious Offence	Offences against the person	6	25	6	25
	<i>Murder</i>	0		1	
	<i>Sex offences</i>	0		0	
	Robbery and extortion	5	20.8	2	8.3
	Offences against property	5	20.8	5	20.8
	Offences against good order	-	-	-	-
	Drug offences	8	33.3	11	45.8
	Traffic offences	-	-	-	-
	Other	-	-	-	-
Effective Sentence Length	Unsentenced	-	-	-	-
	Less than 12 months	-	-	-	-
	1 <5 years	18	75	19	79.2
	5 <10 years	6	25	5	20.8
	10 years or more (including Life, Governor's Pleasure)	-	-	-	-
Unknown	-	-	-	-	
Time Remaining to Serve	Prisoners with less than 12 months of their sentence remaining to serve	24	100	24	100
Previous Imprisonment	Known prior adult imprisonment, including episodes on remand	14	58.3	13	54.2
Intellectually Disabled Prisoners	Identified Intellectual Disability	-	-	-	-
	No Identified Intellectual Disability	24	100	24	100
Identified Drug Users	Current IDU status (IDU.1 or above)	-	-	-	-
	Previous IDU status (IDU.N)	9	37.5	5	20.8
	Not an Identified Drug User	15	62.5	19	79.2
Protection Prisoners	Current Protection Status	-	-	-	-

# 68 Langi Kal Kal Prison

**Prison security level** Open (Minimum security)

**Prison operational capacity** 122 beds (At 30 June 2010)

The property was first established as a prison in 1950, but was used as a Youth Training Centre for many years and re-established as a prison in 1993. Prisoners are accommodated in a range of accommodation units, and the majority of rooms are shared.

**Function** Accommodates male prisoners with low to medium protection requirements. It is a large working farm, and is primarily a minimum security pathway for protection prisoners from Ararat Prison.

**Service provider** Corrections Victoria

## Prisoner profile at 30 June

		30 June 2009		30 June 2010	
		No.	%	No.	%
Number of prisoners	As at 30 June	119		122	
Age	Under 25	-	-	3	2.5
	25 - 39	32	26.9	27	22.1
	40 - 54	43	36.1	49	40.2
	55 and over	44	37	43	35.2
Indigenous status	Aboriginal and Torres Strait Islander	3	2.5	-	-
Legal status	Unconvicted	-	-	-	-
	Convicted	119	100	122	100
Security rating	Maximum	-	-	-	-
	Medium	-	-	-	-
	Minimum	119	100	122	100
Most Serious Offence	Offences against the person	98	82.4	95	77.9
	<i>Murder</i>	2		1	
	<i>Sex offences</i>	91		86	
	Robbery and extortion	4	3.4	2	1.6
	Offences against property	10	8.4	5	4.1
	Offences against good order	-	-	6	4.9
	Drug offences	7	5.9	10	8.2
	Traffic offences	-	-	4	3.3
	Other	-	-	-	-
Effective Sentence Length	Unsentenced	-	-	-	-
	Less than 12 months	8	6.7	25	20.5
	1 <5 years	88	73.9	70	57.4
	5 <10 years	18	15.1	23	18.9
	10 years or more (including Life, Governor's Pleasure)	5	4.2	4	3.3
Unknown	-	-	-	-	
Time Remaining to Serve	Prisoners with less than 12 months of their sentence remaining to serve	88	73.9	98	80.3
Previous Imprisonment	Known prior adult imprisonment, including episodes on remand	24	20.2	37	30.3
Intellectually Disabled Prisoners	Identified Intellectual Disability	-	-	-	-
	No Identified Intellectual Disability	119	100	122	100
Identified Drug Users	Current IDU status (IDU.1 or above)	-	-	-	-
	Previous IDU status (IDU.N)	9	7.6	8	6.6
	Not an Identified Drug User	110	92.4	114	93.4
Protection Prisoners	Current Protection Status	119	100	121	99.2

# 69 Loddon Prison

**Prison security level** Secure (Medium security)

**Prison operational capacity** 410 beds (At 30 June 2010)

Opened in 1990, self-contained and single cell accommodation is provided.

**Function** Mainstream prison for medium and minimum male prisoners which emphasises release preparation and drug-free lifestyles. Also offers placement and support for intellectually disabled prisoners undergoing release preparation.

**Service provider** Corrections Victoria

## Prisoner profile at 30 June

		30 June 2009		30 June 2010	
		No.	%	No.	%
Number of prisoners	As at 30 June	383		401	
Age	Under 25	38	9.9	63	15.7
	25 - 39	194	50.7	209	52.1
	40 - 54	121	31.6	101	25.2
	55 and over	30	7.8	28	7
Indigenous status	Aboriginal and Torres Strait Islander	27	7	20	5
Legal status	Unconvicted	-	-	-	-
	Convicted	383	100	401	100
Security rating	Maximum	-	-	-	-
	Medium	342	89.3	360	89.8
	Minimum	41	10.7	41	10.2
Most Serious Offence	Offences against the person	170	44.4	187	46.6
	<i>Murder</i>	63		59	
	<i>Sex offences</i>	16		15	
	Robbery and extortion	22	5.7	29	7.2
	Offences against property	71	18.5	72	18
	Offences against good order	34	8.9	40	10
	Drug offences	76	19.8	67	16.7
	Traffic offences	10	2.6	6	1.5
	Other	-	-	-	-
Effective Sentence Length	Unsentenced	-	-	-	-
	Less than 12 months	65	17	85	21.2
	1 <5 years	177	46.2	183	45.6
	5 <10 years	70	18.3	65	16.2
	10 years or more (including Life, Governor's Pleasure)	71	18.5	68	17
	Unknown	-	-	-	-
Time Remaining to Serve	Prisoners with less than 12 months of their sentence remaining to serve	148	38.6	158	39.4
Previous Imprisonment	Known prior adult imprisonment, including episodes on remand	214	55.9	206	51.4
Intellectually Disabled Prisoners	Identified Intellectual Disability	10	2.6	12	3
	No Identified Intellectual Disability	373	97.4	389	97
Identified Drug Users	Current IDU status (IDU.1 or above)	4	1	6	1.5
	Previous IDU status (IDU.N)	67	17.5	74	18.5
	Not an Identified Drug User	312	81.5	321	80
Protection Prisoners	Current Protection Status	-	-	-	-

# 70 Marngoneet Correctional Centre

**Prison security level** Secure (Medium security)

**Prison operational capacity** 306 beds (At 30 June 2010)

Opened on 3 March 2006, self-contained and single cell accommodation is provided. The Marngoneet Correctional Centre has three neighbourhoods that function as independent therapeutic communities. Each neighbourhood includes a 40 bed unit, eight six bed units and three four bed units, along with a neighbourhood centre and recreational facilities.

**Function** Marngoneet is a correctional programs centre - the first of its type in Victoria - which provides an intensive level of treatment and offender management, including sex offender treatment programs, drug and alcohol treatment programs, violent offender treatment programs, and vocational services programs.

**Service provider** Corrections Victoria

## Prisoner profile at 30 June

		30 June 2009		30 June 2010	
		No.	%	No.	%
Number of prisoners	As at 30 June	245		274	
Age	Under 25	32	13.1	40	14.6
	25 - 39	140	57.1	157	57.3
	40 - 54	55	22.4	58	21.2
	55 and over	18	7.3	19	6.9
Indigenous status	Aboriginal and Torres Strait Islander	21	8.6	23	8.4
Legal status	Unconvicted	-	-	-	-
	Convicted	245	100	274	100
Security rating	Maximum	-	-	-	-
	Medium	189	77.1	220	80.3
	Minimum	56	22.9	54	19.7
Most Serious Offence	Offences against the person	125	51	137	50
	<i>Murder</i>	11		22	
	<i>Sex offences</i>	49		44	
	Robbery and extortion	38	15.5	32	11.7
	Offences against property	46	18.8	67	24.5
	Offences against good order	21	8.6	17	6.2
	Drug offences	13	5.3	16	5.8
	Traffic offences	2	0.8	5	1.8
	Other	-	-	-	-
Effective Sentence Length	Unsentenced	-	-	-	-
	Less than 12 months	31	12.7	50	18.2
	1 <5 years	160	65.3	161	58.8
	5 <10 years	33	13.5	32	11.7
	10 years or more (including Life, Governor's Pleasure)	20	8.2	31	11.3
	Unknown	1	0.4	-	-
Time Remaining to Serve	Prisoners with less than 12 months of their sentence remaining to serve	151	61.6	156	56.9
Previous Imprisonment	Known prior adult imprisonment, including episodes on remand	178	72.7	185	67.5
Intellectually Disabled Prisoners	Identified Intellectual Disability	1	0.4	-	-
	No Identified Intellectual Disability	244	99.6	274	100
Identified Drug Users	Current IDU status (IDU.1 or above)	12	4.9	19	6.9
	Previous IDU status (IDU.N)	72	29.4	80	29.2
	Not an Identified Drug User	161	65.7	175	63.9
Protection Prisoners	Current Protection Status	91	37.1	98	35.8

# 71 Melbourne Assessment Prison

**Prison security level** Secure (Maximum security)

**Prison operational capacity** 286 beds (At 30 June 2010)

Formerly the Melbourne Remand Centre, the prison was opened in 1989. Accommodation is primarily in single cells, with a small number of shared cells.

**Function** The prison commenced operations as the Melbourne Assessment Prison (MAP) in January 1997, and is the reception prison for all male prisoners in Victoria. The volume of prisoners received contributes to high turnover, and the range of prisoner needs requires flexible management.

The prison is divided into a number of different units, many of which have different roles or functions, and accommodate different groups of prisoners (e.g. mainstream, protection, remand, and workforce). A 16 bed statewide secondary psychiatric facility (the Acute Assessment Unit) is also located at MAP.

**Service provider** Corrections Victoria

## Prisoner profile at 30 June

		30 June 2009		30 June 2010	
		No.	%	No.	%
Number of prisoners	As at 30 June	276		276	
Age	Under 25	43	15.6	47	17
	25 - 39	166	60.1	159	57.6
	40 - 54	60	21.7	59	21.4
	55 and over	7	2.5	11	4
Indigenous status	Aboriginal and Torres Strait Islander	7	2.5	20	7.2
Legal status	Unconvicted	110	39.9	111	40.2
	Convicted	166	60.1	165	59.8
Security rating	Maximum	208	75.4	187	67.8
	Medium	62	22.5	79	28.6
	Minimum	6	2.2	10	3.6
Most Serious Offence	Offences against the person	83	30.1	71	25.7
	<i>Murder</i>	5		12	
	<i>Sex offences</i>	17		16	
	Robbery and extortion	17	6.2	15	5.4
	Offences against property	81	29.3	74	26.8
	Offences against good order	46	16.7	69	25
	Drug offences	33	12	31	11.2
	Traffic offences	16	5.8	14	5.1
	Other	-	-	2	0.7
Effective Sentence Length	Unsentenced	113	40.9	112	40.6
	Less than 12 months	108	39.1	106	38.4
	1 <5 years	50	18.1	51	18.5
	5 <10 years	3	1.1	3	1.1
	10 years or more (including Life, Governor's Pleasure)	2	0.7	4	1.4
Unknown	-	-	-	-	
Time Remaining to Serve	Prisoners with less than 12 months of their sentence remaining to serve	116	42	122	44.2
Previous Imprisonment	Known prior adult imprisonment, including episodes on remand	177	64.1	199	72.1
Intellectually Disabled Prisoners	Identified Intellectual Disability	5	1.8	10	3.6
	No Identified Intellectual Disability	271	98.2	266	96.4
Identified Drug Users	Current IDU status (IDU.1 or above)	4	1.4	14	5.1
	Previous IDU status (IDU.N)	14	5.1	32	11.6
	Not an Identified Drug User	258	93.5	230	83.3
Protection Prisoners	Current Protection Status	37	13.4	35	12.7

# 72 Metropolitan Remand Centre

**Prison security level** Secure (Maximum security)

**Prison operational capacity** 663 beds (At 30 June 2010)

Opened on 18 April 2006. Accommodation consists predominately of single cells, which have been designed to meet stringent cell and fire safety standards.

**Function** The Metropolitan Remand Centre (MRC) is a maximum security prison for unsentenced prisoners who have been remanded into custody by the courts. An important focus for the prison is to keep sentenced and unsentenced prisoners separate as far as practicable, consistent with United Nations standards for the treatment of prisoners who have not yet been found guilty by a court. The MRC includes variable-sized accommodation to meet the specific needs of particular groups, such as young adult prisoners, low risk prisoners, vulnerable prisoners, prisoners with a disability, culturally and linguistically diverse prisoners, and prisoners with substance abuse issues.

**Service provider** Corrections Victoria

## Prisoner profile at 30 June

		30 June 2009		30 June 2010	
		No.	%	No.	%
Number of prisoners	As at 30 June	629		632	
Age	Under 25	107	17	129	20.4
	25 - 39	328	52.1	327	51.7
	40 - 54	161	25.6	150	23.7
	55 and over	33	5.2	26	4.1
Indigenous status	Aboriginal and Torres Strait Islander	32	5.1	37	5.9
Legal status	Unconvicted	484	76.9	483	76.4
	Convicted	145	23.1	149	23.6
Security rating	Maximum	296	47.1	305	48.3
	Medium	331	52.6	324	51.3
	Minimum	2	0.3	3	0.5
Most Serious Offence	Offences against the person	281	44.7	291	46
	<i>Murder</i>	49		43	
	<i>Sex offences</i>	60		63	
	Robbery and extortion	45	7.2	45	7.1
	Offences against property	137	21.8	134	21.2
	Offences against good order	25	4	25	4
	Drug offences	130	20.7	129	20.4
	Traffic offences	10	1.6	5	0.8
	Other	1	0.2	3	0.5
Effective Sentence Length	Unsentenced	488	77.6	484	76.6
	Less than 12 months	63	10	63	10
	1 <5 years	62	9.9	66	10.4
	5 <10 years	8	1.3	10	1.6
	10 years or more (including Life, Governor's Pleasure)	8	1.3	9	1.4
	Unknown	-	-	-	-
Time Remaining to Serve	Prisoners with less than 12 months of their sentence remaining to serve	87	13.8	85	13.4
Previous Imprisonment	Known prior adult imprisonment, including episodes on remand	377	59.9	376	59.5
Intellectually Disabled Prisoners	Identified Intellectual Disability	19	3	8	1.3
	No Identified Intellectual Disability	610	97	624	98.7
Identified Drug Users	Current IDU status (IDU.1 or above)	29	4.6	40	6.3
	Previous IDU status (IDU.N)	65	10.3	62	9.8
	Not an Identified Drug User	535	85.1	530	83.9
Protection Prisoners	Current Protection Status	112	17.8	102	16.1

# 73 Port Phillip Prison

**Prison security level** Secure (Maximum security)

**Prison operational capacity** 804 beds (At 30 June 2010)

**Function** Opened in September 1997. Accommodation is provided in 13 units built with single cells and this multi-purpose prison provides a mix of mainstream, protection and specialist accommodation for maximum, medium and minimum security prisoners, including:

- a management/security unit for male prisoners;
- protection accommodation for male prisoners;
- a 20-bed inpatient medical unit (in addition to the design capacity) providing secondary inpatient and outpatient health services for Correctional Services;
- a psycho-social unit for male prisoners;
- a youth unit for male prisoners;
- a special care unit for male prisoners who require special regimes such as vulnerable, physically disabled or intellectually disabled prisoners; and
- short-term accommodation for prisoners awaiting transfer to other prisons or pending resolution of health or legal matters.

**Service provider** G4S Custodial Services Pty Ltd

## Prisoner profile at 30 June

		30 June 2009		30 June 2010	
		No.	%	No.	%
Number of prisoners	As at 30 June	731		775	
Age	Under 25	111	15.2	124	16
	25 - 39	379	51.8	403	52
	40 - 54	177	24.2	180	23.2
	55 and over	64	8.8	68	8.8
Indigenous status	Aboriginal and Torres Strait Islander	59	8.1	70	9
Legal status	Unconvicted	124	17	133	17.2
	Convicted	607	83	642	82.8
Security rating	Maximum	284	38.9	385	49.7
	Medium	395	54	361	46.6
	Minimum	52	7.1	29	3.7
Most Serious Offence	Offences against the person	321	43.9	328	42.3
	<i>Murder</i>	71		56	
	<i>Sex offences</i>	119		123	
	Robbery and extortion	69	9.4	65	8.4
	Offences against property	159	21.8	184	23.7
	Offences against good order	113	15.5	117	15.1
	Drug offences	52	7.1	49	6.3
	Traffic offences	17	2.3	31	4
	Other	-	-	1	0.1
Effective Sentence Length	Unsentenced	125	17.1	133	17.2
	Less than 12 months	202	27.6	213	27.5
	1 <5 years	248	33.9	287	37
	5 <10 years	75	10.3	78	10.1
	10 years or more (including Life, Governor's Pleasure)	81	11.1	63	8.1
	Unknown	-	-	1	0.1
Time Remaining to Serve	Prisoners with less than 12 months of their sentence remaining to serve	345	47.2	356	45.9
Previous Imprisonment	Known prior adult imprisonment, including episodes on remand	499	68.3	560	72.3
Intellectually Disabled Prisoners	Identified Intellectual Disability	55	7.5	50	6.5
	No Identified Intellectual Disability	676	92.5	725	93.5
Identified Drug Users	Current IDU status (IDU.1 or above)	84	11.5	100	12.9
	Previous IDU status (IDU.N)	148	20.2	148	19.1
	Not an Identified Drug User	499	68.3	527	68
Protection Prisoners	Current Protection Status	306	41.9	296	38.2

# 74 Tarrengower Prison

**Prison security level** Open (Minimum security)

**Prison operational capacity** 54 beds (At 30 June 2010)

Opened in 1987, the prison has ten self-contained units with single room accommodation. The operational capacity includes a 12-bed transition unit that was added in December 2002.

**Function** Women's prison with an emphasis on release preparation and community integration.

**Service provider** Corrections Victoria


## Prisoner profile at 30 June

		30 June 2009		30 June 2010	
		No.	%	No.	%
Number of prisoners	As at 30 June	51		51	
Age	Under 25	4	7.8	1	2
	25 - 39	22	43.1	23	45.1
	40 - 54	20	39.2	21	41.2
	55 and over	5	9.8	6	11.8
Indigenous status	Aboriginal and Torres Strait Islander	1	2	2	3.9
Legal status	Unconvicted	-	-	-	-
	Convicted	51	100	51	100
Security rating	Maximum	-	-	-	-
	Medium	-	-	-	-
	Minimum	51	100	51	100
Most Serious Offence	Offences against the person	21	41.2	21	41.2
	<i>Murder</i>	8		8	
	<i>Sex offences</i>	0		1	
	Robbery and extortion	1	2	2	3.9
	Offences against property	18	35.3	20	39.2
	Offences against good order	5	9.8	1	2
	Drug offences	6	11.8	7	13.7
	Traffic offences	-	-	-	-
	Other	-	-	-	-
Effective Sentence Length	Unsentenced	-	-	-	-
	Less than 12 months	15	29.4	9	17.6
	1 <5 years	25	49	32	62.7
	5 <10 years	4	7.8	3	5.9
	10 years or more (including Life, Governor's Pleasure)	7	13.7	7	13.7
	Unknown	-	-	-	-
Time Remaining to Serve	Prisoners with less than 12 months of their sentence remaining to serve	26	51	25	49
Previous Imprisonment	Known prior adult imprisonment, including episodes on remand	23	45.1	22	43.1
Intellectually Disabled Prisoners	Identified Intellectual Disability	-	-	-	-
	No Identified Intellectual Disability	51	100	51	100
Identified Drug Users	Current IDU status (IDU.1 or above)	-	-	-	-
	Previous IDU status (IDU.N)	7	13.7	8	15.7
	Not an Identified Drug User	44	86.3	43	84.3
Protection Prisoners	Current Protection Status	-	-	-	-

# Definitions

## Explanatory Notes

### Appendix





# Definitions and Explanatory Notes

<b>Term</b>	<b>Definition</b>
Age	The prisoner's age in years as at 30 June (for census data), or the age in years at the time of reception into prison custody (for reception data).
Average Prisoner Population	The average prisoner population is calculated by aggregating the prison population counts on each day of the year and dividing by the number of days in the year to determine the average prisoner population for that year (see also Prisoner Population).
Country of Birth	The country of birth of the prisoner is determined from prisoner interviews.
Education Level	The highest level of education attained by the prisoner at the time of reception into prison custody. Education level is determined from prisoner interviews. Education and/or training subsequently undertaken by a prisoner while in custody is not reflected.
Employment Status	Employment status of prisoner at the time of reception into prison custody. Employment status is determined from prisoner interviews.
Expected Time to Serve	The period of imprisonment which a convicted prisoner is expected to serve and in most cases refers to the time elapsed between the date of reception for this episode and the earliest date of release. This calculation is based on the minimum sentence, if one has been imposed. If no minimum sentence has been imposed, the earliest date of release is based on the fixed term sentence.
Imprisonment Rates	Imprisonment rates are expressed per 100,000 adult population or, for tables relating to Indigenous prisoners, per 100,000 adult Indigenous population. Adult population figures are for persons aged 18 years and over. Imprisonment rates enable comparisons across jurisdictions within Australia.
Indigenous Prisoners	Prisoners who are identified as Aboriginal or Torres Strait Islander. All prisoners are asked whether they identify as Aboriginal or Torres Strait Islander on reception into custody.
Intellectually Disabled Prisoners	Prisoners who are registered with the Department of Human Services as having a diagnosed intellectual disability.
Known Prior Adult Imprisonment	Relates only to episodes of imprisonment under sentence (including fine defaults).
Legal Status	Determined by the warrants or court orders which provide the legal basis for the detention in custody of the prisoner. Where a prisoner is undergoing a sentence of imprisonment but also has outstanding legal matters, the sentenced status takes precedence.
Marital Status	The actual (not necessarily legal) marital status of a prisoner at the time of reception into prison custody.
Most Serious Offence/Charge (MSO or MSC)	<p>For sentenced prisoners, this is the offence for which the prisoner has received the longest sentence in the "current episode" for a single count of the offence, regardless of the possible result of any appeals, and regardless of whether the sentence for that offence has actually expired at the census date. Where sentences are equal, or the longest sentence cannot be determined, the MSO is the offence with the lowest Australian National Classification of Offences (ANCO) code (see Appendix 1 for ANCO categories).</p> <p>For unsentenced prisoners, whether convicted or not, the MSC is the charge which carries the longest statutory maximum penalty. Where penalties are equal, the MSC is the charge with the lowest ANCO code.</p>
Open Custody	A custodial regime for managing prisoners that does not require them to be confined by a secure perimeter physical barrier, irrespective of whether a physical barrier exists.

# Definitions and Explanatory Notes

Term	Definition
Operational Capacity	Operational capacity is the total number of places available in which to house prisoners. The figure excludes loss of privilege cells, management cells used only on a short-term basis, observation cells and hospital beds. It includes any additional beds that have been placed in cells over and above their designated capacity (e.g. single cells which have been double-bunked) and any other temporary accommodation.
Prison Receptions	Persons who enter corrective services custody from the community, having been remanded in custody on charges pending court hearings or having received a sentence of imprisonment as an outcome of a court proceeding. It excludes prisoners received on transfer from other Victorian prisons or returned to prison custody after further court hearings. A person remanded into custody or sentenced to prison more than once will be counted on each occasion.
Prison Utilisation Rate	The prison utilisation rate at 30 June is the prisoner population at 30 June expressed as a percentage of the operational capacity at that same date.
Prisoner Population	The number of prisoners physically present in gazetted prisons. It excludes prisoners held in police cells, retained overnight at court, otherwise temporarily absent from the prison or held by the Department of Human Services, as well as adult prisoners held in juvenile detention centres (see also Average Prisoner Population).
Secure Custody	A custodial regime for managing prisoners that requires them to be confined by a secure physical barrier.
Security Classification	Security classification is an attribute of the prisoner, not the prison. Therefore, it is possible to have prisoners classified at a different level to that of the institution. The classification categories are maximum, medium and minimum. In Victoria, all prisoners were classified as maximum security at reception into custody until 30 April 2008. The formal classification of prisoners occurred after sentencing and the prisoner was reclassified as appropriate. Since then, security ratings have been assigned to all unsentenced prisoners using processes consistent with those applied to sentenced prisoners. Unsentenced prisoners can now effectively receive a maximum, medium, or minimum classification, although a minimum security rating will only be applied in exceptional circumstances.
Security Level	Security level is an attribute of the prison, not the prisoner. The security level of a prison is described as either: Open or Secure, or Maximum, Medium or Minimum. The Secure category comprises maximum and medium prisons and the Open category comprises the minimum prisons.
Sentenced Prisoners	Those persons who have received a term of imprisonment from a court. This includes offenders who have been given an indeterminate sentence or custodial order, or those who have received a Life sentence. Also included are prisoners who are serving a sentence for non-payment of a fine ('fine default'), prisoners who are sentenced but awaiting the outcome of an appeal, sentenced prisoners who also have active remand warrants against them ('dual status'), and prisoners who are unfit to plead or not guilty on the grounds of insanity.
Sentenced Receptions	Persons who enter corrective services custody from the community, having received a sentence of imprisonment as an outcome of a court proceeding. It also includes persons sentenced to imprisonment while held in prison on remand (i.e. change status from a remand to a sentenced prisoner). Sentenced prisoners in custody who receive a further sentence of imprisonment are not counted as sentenced receptions.
Unsentenced Prisoners	Those persons who have been placed in custody while awaiting the outcome of their court hearing. They may be unconvicted (remanded), or convicted but awaiting sentenced (remanded for sentencing). Persons who are held in an adult prison awaiting deportation are also included in this category.

# Appendix

## Appendix I Australian National Classification of Offences (ANCO)

The offence categories used for national correctional statistics published by the Australian Bureau of Statistics are based on Australian National Classification of Offences (ANCO), 1985 (ABS Cat. no. 1234.0). This classification is designed to provide a national framework for classifying offences for statistical purposes. The following table indicates the way ANCO categories are aggregated for the purposes of this publication.

Statistical Profile Categories	ANCO Categories	
<b>Offences Against the Person</b>		
Homicide	11	Homicide
Murder	111	Murder
Other homicide	112	Attempted murder
	113	Conspiracy to murder
	114	Manslaughter
	115	Driving causing death
	119	Homicide, unspecified
Assault	12	Assault (excluding sexual assault)
Sex offences	13	Sexual assaults and offences
Other offences against the person	14	Other offences against persons
<b>Robbery and Extortion</b>		
Robbery	21	Robbery
Extortion	22	Blackmail and extortion
<b>Property Offences</b>		
Break and enter	31	Breaking and entering, burglary, etc.
Fraud and misappropriation	32	Fraud and misappropriation
Receiving	33	Handling stolen goods
Other theft	35	Theft / illegal use of motor vehicle
	39	Other theft
Property damage / environmental offences	41	Property damage
	42	Environmental offences
<b>Offences Against Good Order</b>		
Government security / justice procedures offences	51	Offences against government security, etc.
	52-54	Offences against justice procedures (incl. breaches of community based orders, suspended sentences, parole, intensive correction orders, etc.)
Unlawful possession of weapons	55	Unlawful possession of weapons
Other offences against good order	57-59	Other offences against good order
<b>Drug Offences</b>		
Possession / use drugs	61	Possession and/or use of drugs
Deal / traffic drugs	64	Importing and exporting drugs
	65	Dealing and trafficking in drugs
Manufacture / grow drugs	66	Manufacture and growing drugs
	69	Other drug offences
<b>Motor Vehicle, Traffic and Related Offences</b>		
Driving offences	71	Driving under influence of alcohol/drugs
	72	Dangerous, reckless or negligent driving
Licence / registration offences	73-75	Driving licence offences
Other traffic offences	79	Other motor vehicle, traffic and related offences
<b>Other Offences</b>		
Other offences	81	Company legislation
	82	Banking, financial institution and insurance
	83-88	Other federal, State and Territory legislation
Offences in custody	89	Offences in custody



**Corrections Victoria**

GPO Box 123  
Melbourne VIC 3001  
Australia

**Telephone** +61 3 8684 6600

**Facsimile** +61 3 8684 6611

[www.justice.vic.gov.au](http://www.justice.vic.gov.au)

**Email** [corrections@justice.vic.gov.au](mailto:corrections@justice.vic.gov.au)

DEPARTMENT  
OF JUSTICE

