

## FACT SHEET 7

# WAGERING

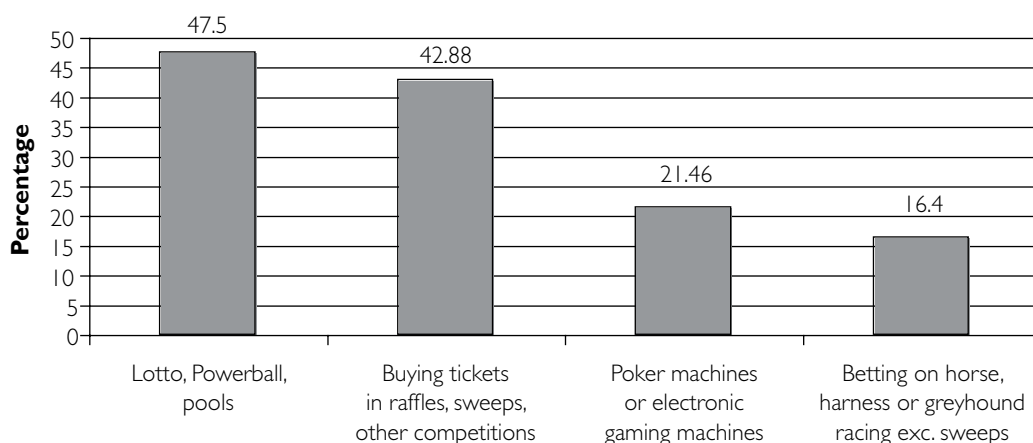
### PARTICIPATION IN HORSE, HARNESS RACING OR GREYHOUND BETTING – EXCLUDING SWEEPS – ALL VICTORIAN ADULTS

In total, approximately 73% of Victorian adults reported participating in some form of gambling in the past 12 months. In the past 12 months, 16.4% of Victorian adults have bet on horse or harness racing or greyhounds – excluding sweeps. This is also the fourth highest-participation gambling activity in Victoria.

Males are significantly more likely to bet on horse/harness/greyhound racing – excluding sweeps, compared to females.

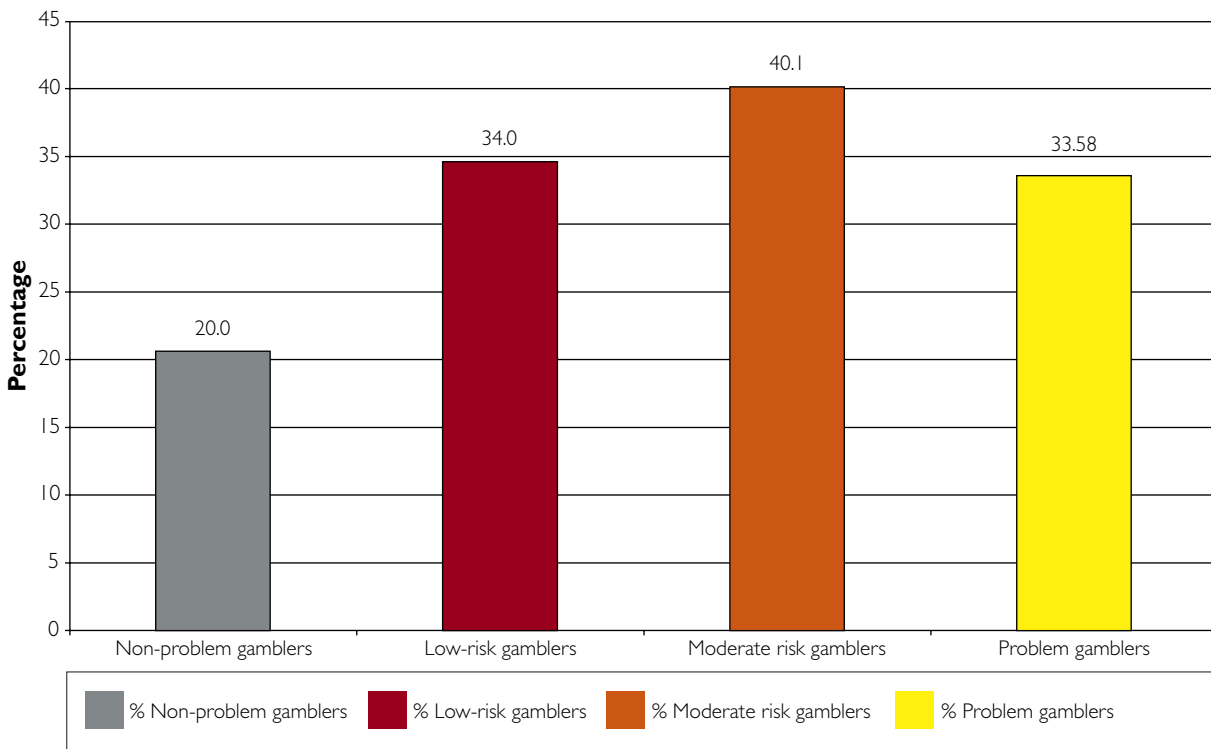
Approximately 40% of moderate risk gamblers participate in betting on horse or harness racing or greyhounds – excluding sweeps. This is the highest participation of all risk segments. In comparison, problem gamblers and low risk gamblers have similar levels of participation in this gambling activity (33.58% and 34.61% respectively).

FIGURE A. TOP FOUR HIGHEST-PARTICIPATION GAMBLING ACTIVITIES FOR VICTORIAN ADULTS IN THE PAST 12 MONTHS



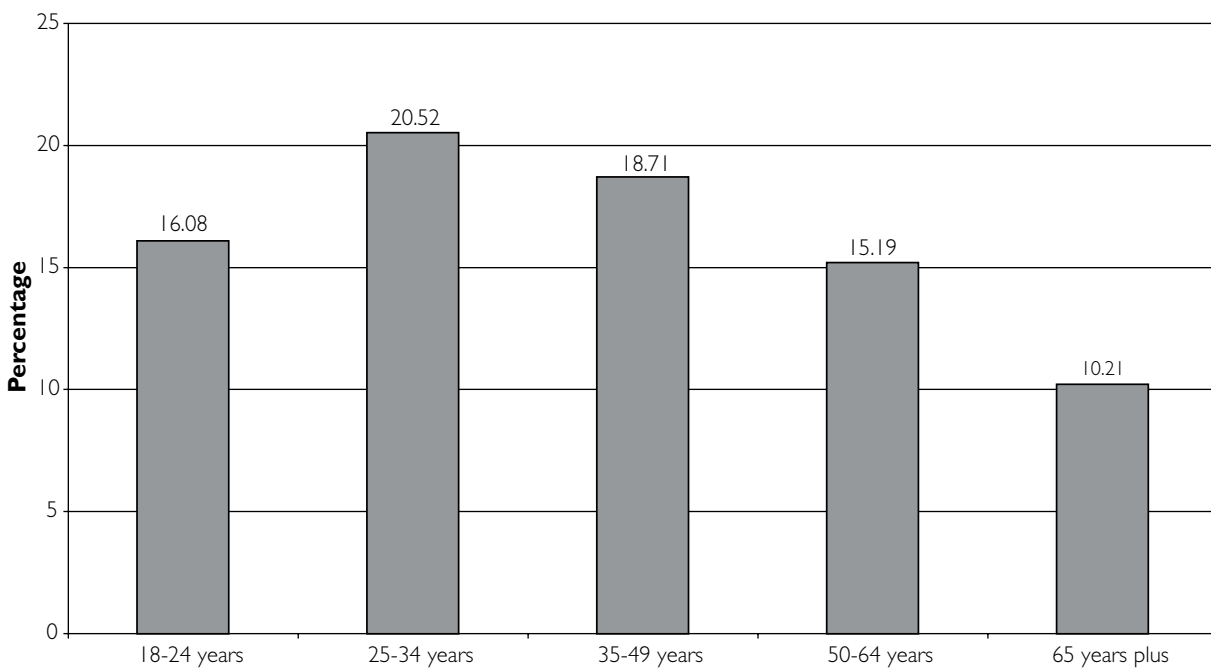
a. Question – On which of the following activities have you spent any money on in the past 12 months? (Base: All Victorian adults)

FIGURE B. PARTICIPATION IN HORSE, HARNESS RACING OR GREYHOUND BETTING – EXCLUDING SWEEPS IN THE PAST 12 MONTHS – BY RISK CATEGORY



The age groups of 25 to 34 years (20.52%) and 35 to 49 years (18.71%) are higher in their participation in horse, harness racing or greyhounds – excluding sweeps, compared with the Victorian adult population (16.4%).

FIGURE C. PARTICIPATION IN HORSE, HARNESS RACING OR GREYHOUND BETTING – EXCLUDING SWEEPS IN THE PAST 12 MONTHS – BY AGE

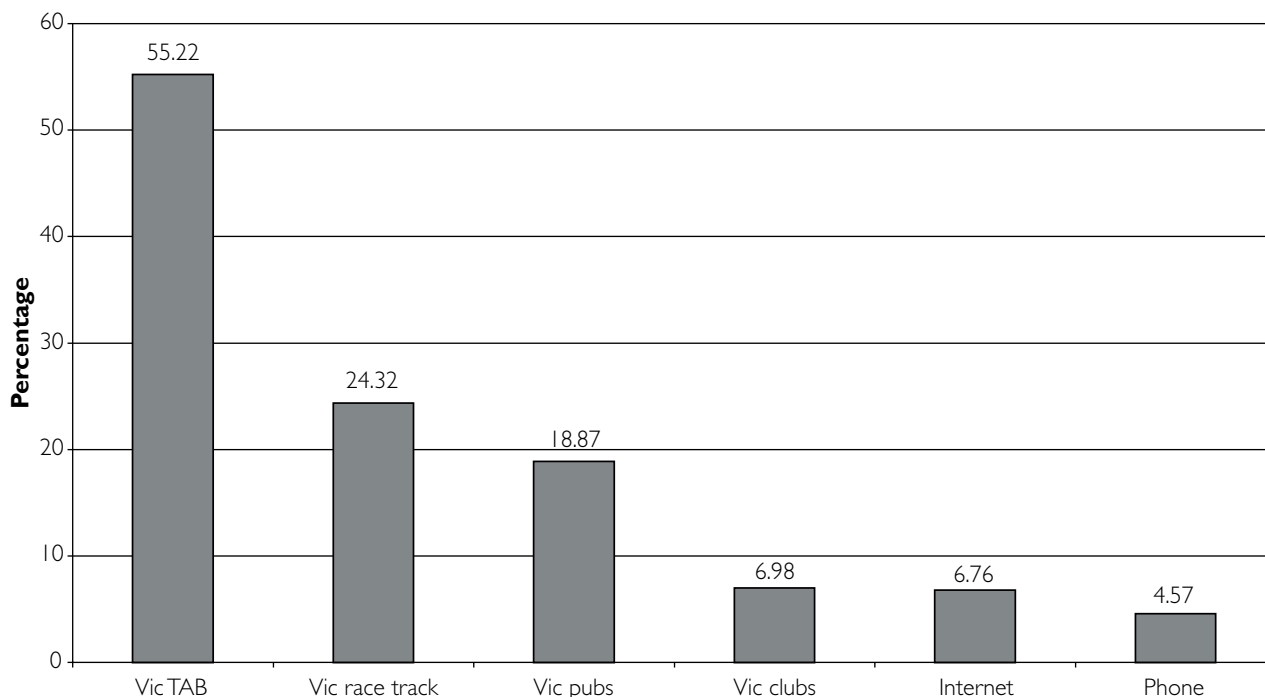


### PARTICIPATION IN HORSE, HARNESS RACING OR GREYHOUND BETTING – EXCLUDING SWEEPS – ALL VICTORIAN ADULTS BY CHANNELS

Adults who engaged in betting on horse, harness or greyhound racing – excluding sweeps were asked the methods or access channels by which they placed their bets in the previous 12 months. Multiple responses were allowed.

Victorian TAB outlets (55.22%), the racetrack (24.32%), pubs (18.87%) and clubs (6.98%) are the highest-participation access channels for betting on horse, harness racing or greyhounds – excluding sweeps. The internet is used by 6.76% of adults and 4.5% also used the telephone to place bets.

FIGURE D. PARTICIPATION IN HORSE, HARNESS RACING OR GREYHOUND BETTING – EXCLUDING SWEEPS IN THE PAST 12 MONTHS – BY MAJOR ACCESS CHANNELS



a. Question – Did you place your bets at...? (Base: Adults who have engaged in betting on horse/harness or greyhound racing – excluding sweeps – in the past 12 months)

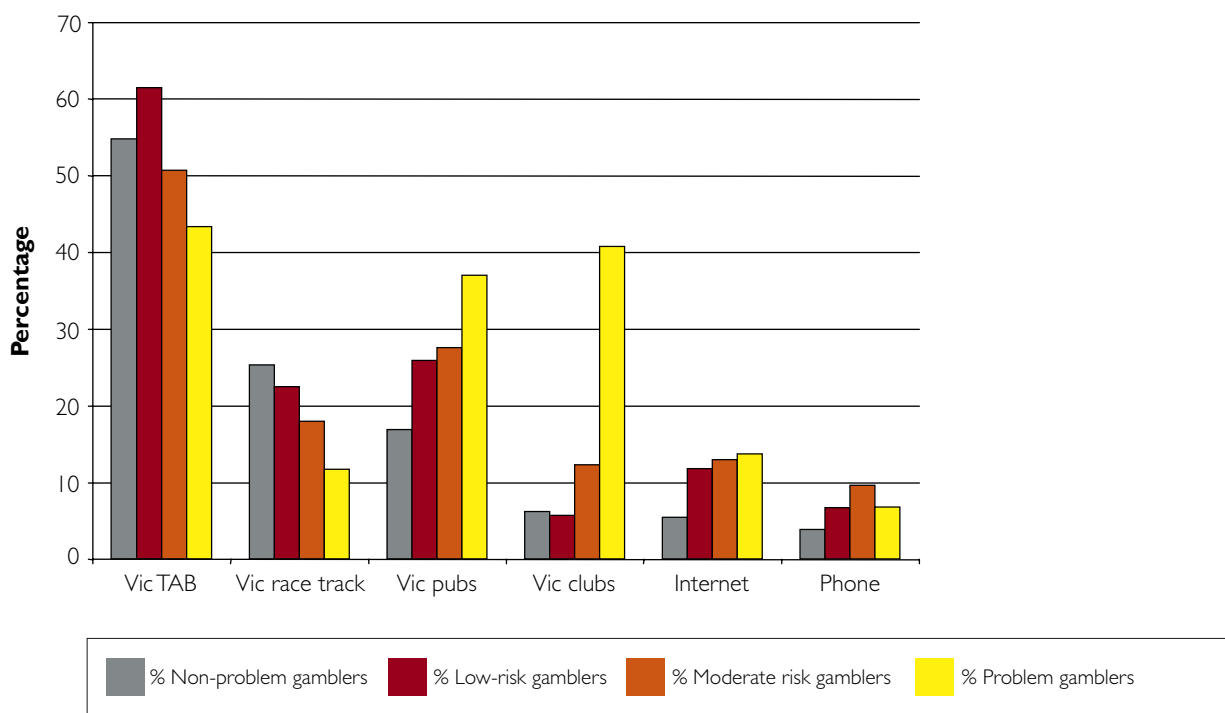
All risk segments mostly used Victorian TAB outlets for their horse, harness racing or greyhound betting.

Compared to non-problem gamblers, both moderate risk and problem gamblers were significantly more likely to bet on horse/harness/greyhound racing in clubs and in pubs. Compared to non-problem gamblers, moderate risk gamblers were significantly more likely to use phone betting and internet betting to place wagering bets.

In addition, compared to non-problem gamblers, moderate risk gamblers were significantly more likely to bet off-track with a bookmaker.

Interestingly, approximately 3.85% of non-problem gamblers use telephone betting to place bets. This is also generally lower than telephone betting in the higher risk segments.

**FIGURE E. PARTICIPATION IN HORSE, HARNESS RACING OR GREYHOUND BETTING – EXCLUDING SWEEPS IN THE PAST 12 MONTHS – CHANNELS ACCESSED BY RISK CATEGORIES**



**PARTICIPATION IN HORSE, HARNESS RACING OR GREYHOUND BETTING – EXCLUDING SWEEPS – AS HIGHEST-SPEND GAMBLING ACTIVITY**

Over 10% of gamblers indicated horse, harness racing or greyhound betting as the gambling activity on which they spent the most money in the past 12 months.

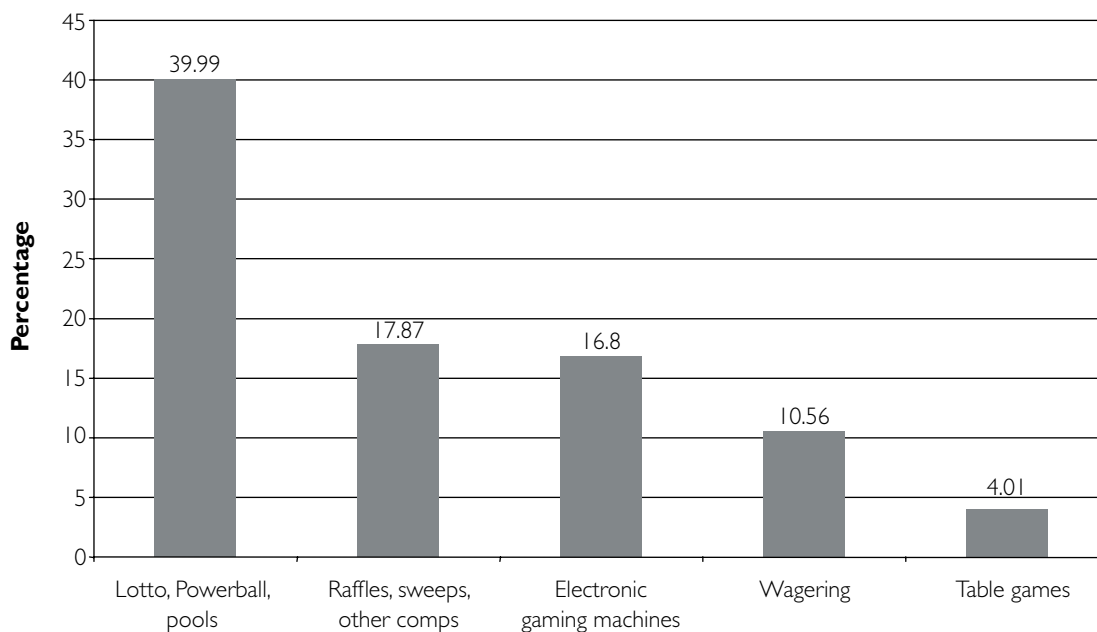
**METHODS OF BETTING – ADULTS REPORTING HORSE, HARNESS RACING OR GREYHOUND BETTING – EXCLUDING SWEEPS – AS HIGHEST-SPEND GAMBLING ACTIVITY**

Adults mentioning horse/harness racing/greyhounds as their highest-spend activity were asked to mention the top three ways they placed their wagering bets. Win/place bets (65.63%), each way (28.84%) and trifectas (26.39%) were the most favoured bets. However, compared to non-problem gamblers, problem gamblers were significantly less likely to bet each way, but significantly more likely to place:

- trifectas
- quinella bets
- multi-bets
- Exacta bets.

This appears to suggest that some problem gamblers are more inclined to place bets on products which are likely to have a higher dividend.

FIGURE F. HIGHEST-SPEND GAMBLING ACTIVITIES IN THE PAST 12 MONTHS – ALL VICTORIAN ADULTS



a. Question – In the past 12 months, did you mostly spend money on...