

# Annual Report on the Infringements System

2016-17

IMES

Infringement Management and Enforcement Services

## Contents

<b>Executive Summary – Infringement Activity 2016-17</b> .....	<b>3</b>
<b>1 The Infringements System</b> .....	<b>5</b>
<b>2 Key Initiatives and Highlights: 2016-17</b> .....	<b>6</b>
2.1 Fines Reform .....	6
2.2 Fines Online Website.....	7
<b>3 Infringements Reporting</b> .....	<b>8</b>
<b>4 Infringements Activity</b> .....	<b>9</b>
4.1 Snapshot of infringements activity .....	9
4.2 Infringements issued by offence category .....	10
4.3 Infringements issued by agency type .....	10
<b>5 Infringements and Road Safety</b> .....	<b>11</b>
5.1 Road Safety Camera Commissioner .....	11
5.2 Road safety infringements .....	12
<b>6 Infringements and Local Councils</b> .....	<b>13</b>
<b>7 Infringements and Options for Review</b> .....	<b>14</b>
7.1 Electing to go to court .....	14
7.2 Internal Review .....	15
<b>8 Enforcement Order Activity</b> .....	<b>19</b>
<b>9 Revocation Activity</b> .....	<b>20</b>
<b>10 Infringements and Financial Hardship</b> .....	<b>21</b>
10.1 Payment Plans and Payment Arrangements.....	21
10.2 Payment Orders.....	21
10.3 Community Work Permits .....	22
<b>Appendix 1 Overview of the Infringements System</b> .....	<b>23</b>
<b>Appendix 2 List of Enforcement Agencies</b> .....	<b>26</b>
<b>Appendix 3 Additional Tables</b> .....	<b>28</b>
List of appendix tables .....	28
Infringements issued by offence category .....	29
Enforcement agency types – infringements issued by category .....	29
Enforcement agency types – infringements activity .....	31
Local councils – Infringements issued by category .....	34
Local councils – infringements activity .....	36

## Executive Summary – Infringement Activity 2016-17

**5.40**  
million  
infringements  
issued

The State is responsible for managing the infringements system in Victoria. Infringements are issued by a variety of enforcement agencies including state agencies such as Victoria Police and local government agencies as well as local councils, universities and hospitals.

Enforcement agencies are required by the *Infringements Act 2006* (the Infringements Act) to provide information including statistical data to the Attorney-General twice yearly.

This report provides a brief snapshot of the infringements system during 2016-17. Where possible, comparative analysis in relation to the numbers and types of infringements has been made with previous reporting periods.

**2.98**  
million  
issued by  
Victoria Police  
(55.3 %)

Significant reforms have been made to the infringements system with the commencement of the *Fines Reform Act 2014* (Fines Reform Act) on 31 December 2017. Infringement data presented in this report reflects the infringements system during the 2016-17 period, prior to the commencement of Fines Reform.

In 2016-17 there were 5,395,711 infringement notices issued in Victoria, up from 5.07 million in 2015-16 (6.45 per cent increase). This increase was largely a result of additional infringements issued following the 2016 local council elections.

As was the case in previous years, the majority of infringements issued across all agencies continued to be for traffic offences (53.64 per cent) and parking offences (33.64 per cent). Victoria Police continued to issue the most infringement notices (55.3 per cent), largely related to traffic offences. There has been a three year downward trend in traffic infringements, with the number issued decreasing by 7.56 per cent between 2014-15 and 2016-17. This is largely due to a reduction in issuing infringements for tolling offences.

**1.79**  
million  
issued by local  
councils  
(33.1 %)

Local councils issued 1.79 million infringements in 2016-17, which was an increase of 2.08 per cent from the previous year. The majority of infringements issued by local councils were for parking offences (1.73 million).

Government agencies (excluding Victoria Police) issued 10.3 per cent of the total infringements in 2016-17, an increase from 3.2 per cent in 2015-16. The volume of these infringements increased in 2016-17 due to fines issued by the Victorian Electoral Commission during this period.

In 2016-17, which was before the commencement of the Fines Reform Act, if a person received an infringement notice, they had options including to: contest it in court; request an internal review by the issuing enforcement agency; apply to the Infringements Court for revocation of an enforcement order; or – to assist those experiencing financial hardship – apply to pay their infringements by payment plans.

**553,688**  
issued by  
Government  
Agencies  
(10.3 %)

In 2016-17:

- ◆ around 1.42 per cent of infringements (mostly for traffic offences) were contested and subsequently heard and determined by the Magistrates' Court
- ◆ a further 8.8 per cent of infringements were the subject of internal review applications
- ◆ where an internal review was requested, 59.7 per cent of relevant infringements were confirmed by enforcement agencies
- ◆ around 1.87 million enforcement orders were made and 116,323 enforcement orders revoked
- ◆ enforcement agencies approved 689,475 payment plans, with 628,297 plans commencing and 54,625 plans going into default (representing 8.69 per cent of all plans commenced).

**71,188**  
issued by  
Others  
(1.3 %)

The Fines Reform Act, which commenced on 31 December 2017, establishes a new fines recovery model in Victoria. Future annual reports will reflect the infringements system under Fines Reform. More information about Fines Reform is set out at Section 2 below.

This Annual Report for 2016-17 and past reports are available from the Department of Justice and Regulation (the department) website at [www.justice.vic.gov.au](http://www.justice.vic.gov.au).

# 1 The Infringements System

Infringement offences are prescribed in more than 60 statutes administered by a wide variety of enforcement agencies including state and local government agencies such as local councils, universities and hospitals as well as Victoria Police.

Infringement notices include 'on the spot fines' and may be issued by enforcement agencies for a range of offences including parking, traffic and public transport offences. Fixed penalties apply to these offences. The fixed penalties are typically lower than the maximum penalty that a court could impose for the offence and provide a person issued with an infringement notice the option of paying the fixed amount rather than proceeding to a court hearing. The value of a penalty unit for a financial year is fixed by the Treasurer under the *Monetary Units Act 2004*. It usually increases on an annual basis in line with the Consumer Price Index. The value of a penalty unit for the 2016-17 year was \$155.46.

The infringements system is intended to provide a simple, speedy and efficient means of disposing of matters in which the nature of the offending and the level of the penalty does not warrant judicial adjudication.

Key features of Victoria's infringements system include:

- ◆ a common process for issuing and enforcing infringement notices across enforcement agencies
- ◆ the option to elect to have an infringeable offence heard and determined by the Magistrates' Court
- ◆ the right for a person to have an infringement notice reviewed by the issuing agency where there may have been a mistake of law or identity or where special or exceptional circumstances may apply (refer to footnote 1 for exceptions)
- ◆ a recognition that people with special circumstances (i.e. people with a mental or intellectual disability, disorder, disease or illness, a serious addiction or who are homeless) should not be dealt with through an automated enforcement process
- ◆ the availability of payment plans for people experiencing financial hardship
- ◆ strong enforcement measures against people who refuse to pay their fines.

Apart from infringement offences that result in a deemed conviction (for example, excessive speed, drink driving and drug driving), if the infringement notice is paid, payment will exonerate the offence. No further proceedings may be taken against the offender in respect of the offence the subject of the infringement notice, and there is no conviction recorded against the person. Payment of an infringement is not an admission of guilt. Further information on the infringements system is provided in **Appendix 1**. A list of enforcement agencies is provided in **Appendix 2**.

## 2 Key Initiatives and Highlights: 2016-17

### 2.1 Fines Reform

The Fines Reform Act, which commenced on 31 December 2017 establishes a new fines recovery model in Victoria with responsibility for the collection and enforcement of infringement fines and court fines vesting in the Director of a new administrative body within the department, Fines Victoria.

Fines Victoria provides a single point of contact for the public to pay or deal with their unpaid fines.

The new fines reform model delivers on the government's commitment to overhaul the infringements system and introduce a new model for the collection and enforcement of infringements in Victoria. The reforms also recognise that vulnerable people accumulate multiple infringements due to their circumstances and need to be removed from the infringements framework at the earliest opportunity with more options to deal with their unpaid fines.

To support the reforms, the Victorian Infringements, Enforcement and Warrants (VIEW) System replaced the legacy Victorian Infringement Management System (VIMS). The VIEW System went live on 31 December 2017 to coincide with commencement of the Fines Reform Act.

While the Fines Reform Act commenced on 31 December 2017, some of Fines Reform's social justice initiatives commenced earlier – on 1 July 2017. These early commencement initiatives included:

- the Work and Development Permit scheme
- an expanded Prison Program for prisoners
- changes to the internal review function including a new internal review oversight function
- harmonisation of court powers.

Reforms introduced by the Fines Reform Act that commenced on 31 December 2017 included:

- replacement of the Infringements Court by Fines Victoria, headed by the Director, Fines Victoria
- shorter collection and enforcement timeframes for infringement fines
- replacement of the current revocation process by an administrative enforcement review process
- more effective administrative sanctions to enforce unpaid infringement fines and court fines at an earlier stage
- consolidation of infringement fines and court fines into a single payment arrangement
- collection and enforcement of court fines by the Director, Fines Victoria
- implementation of the Family Violence Scheme.

As this report predates the commencement of Fines Reform, the infringements system data presented in the report reflects the infringements system prior to Fines Reform.

## 2.2 Fines Online Website

On 15 August 2017 Infringement Management and Enforcement Services launched a new fines website that makes it easier for people to take action on their fines. The fines website is the primary communication channel with up to 10,000 visits per day. The website is available at <https://online.fines.vic.gov.au/>.

Some new features of the website include:

- mobile responsiveness
- online forms
- information that is easier to read, which helps improve people's understanding of their options and the infringement process
- a new feature on the homepage where people can view at a glance the fees they will incur if they do not pay on time.

The introduction of online forms on the website is a significant step forward in service improvement for Infringement Management and Enforcement Services. Online forms allow people to electronically apply for a payment arrangement, review, nomination or elect to go to court. There is no longer a need to download, print, complete and send in to the department handwritten forms.

The fines website was built with a 'citizen first' approach. People do not need to work out which form they need to complete based on the stage of their fine – the website pre-empted this.

### 3 Infringements Reporting

Enforcement agencies are required to provide details of their infringement activities twice yearly to the Attorney-General including:

- ◆ the number of official warnings served in relation to each category of infringement offence
- ◆ the number of official warnings withdrawn in relation to each category of infringement offence
- ◆ the number of infringement notices served in relation to each category of infringement offence
- ◆ the number of infringement notices withdrawn in relation to each category of infringement offence
- ◆ the number of elections to court in relation to each category of infringement offence
- ◆ the number of applications for internal review
- ◆ more specific details of the decisions relating to the applications for internal review
- ◆ the number of payment plan applications, offers and defaults.

A list of enforcement agencies eligible to issue infringements for 2016-17 is included in **Appendix 2**.



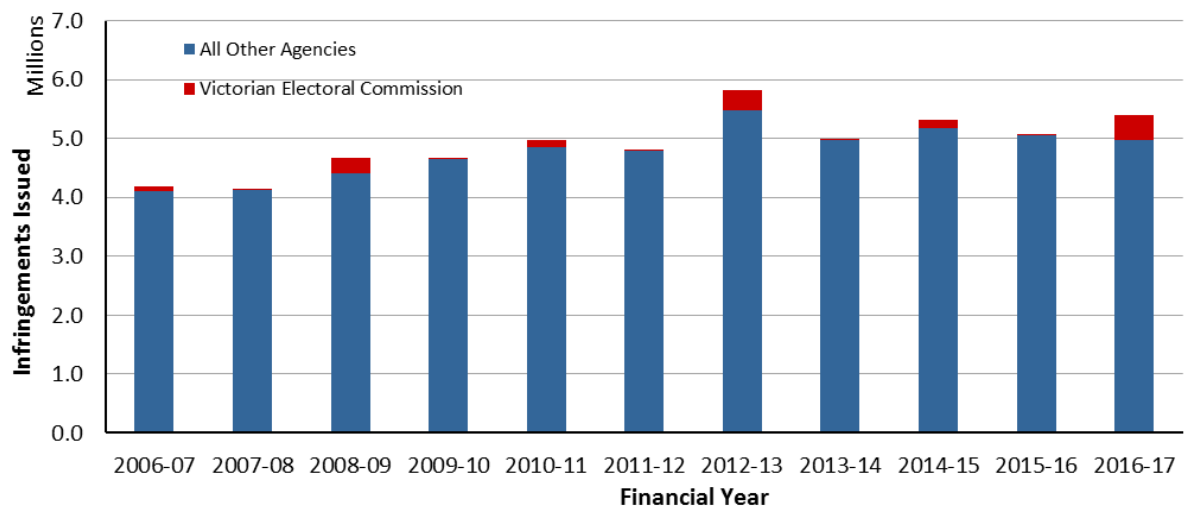
## 4 Infringements Activity

### 4.1 Snapshot of infringements activity

In 2016-17, nearly 5.40 million infringements were issued in Victoria for a wide range of offences. This compares to 5.07 million infringements issued in 2015-16 and 5.32 million infringements issued in 2014-15.

As shown in [Chart 1](#), 2012-13 and 2016-17 were unusually high volume years for infringements issued relative to a long-term trend. In part, this was due to an increase in the number of infringements issued for failing to vote in local government elections, which were held during these periods.

**Chart 1: Infringements issued over time**



Since reporting commenced in 2006-07, the annual number of infringements issued has increased by 29 per cent, averaging 2.57 per cent growth per annum.

[Table 1](#) shows the type of infringement activity – infringements, official warnings, election to court and internal reviews over time.

**Table 1: Infringement activities over time**

Financial Year	Infringements Issued	Infringements Withdrawn	Official Warnings Issued	Official Warnings Withdrawn	Elections to go to Court	Internal Reviews Decided
2016-17	5,395,711	276,746	173,190	553	77,400	474,466
2015-16	5,068,852	287,486	164,348	1,550	76,661	453,830
2014-15	5,315,574	307,933	180,401	1,166	94,118	482,637
2013-14	4,988,254	272,767	159,411	929	72,893	469,093
2012-13	5,820,379	327,838	155,785	1,664	60,676	482,574
2011-12	4,788,385	253,137	133,528	740	44,592	399,178
2010-11	4,974,281	242,866	130,539	658	37,994	401,219
2009-10	4,651,168	226,060	114,105	112	32,806	360,554
2008-09	4,664,712	229,836	102,502	270	28,614	370,760
2007-08	4,144,187	209,452	94,305	177	25,898	354,234
2006-07	4,185,125	141,732	50,730	1,165	19,796	261,247

## 4.2 Infringements issued by offence category

The vast majority of infringements are issued for traffic offences (including tolling) and for parking offences. Table 2 shows the number of infringements issued by reported category for the past three years.

**Table 2: Infringements issued by offence category, 3-year comparison**

Infringements Issued	2014-15	2015-16	2016-17
Traffic	3,131,324	3,003,520	2,894,440
Parking	1,675,744	1,769,617	1,815,289
Public Transport	229,191	153,490	118,738
Other Categories	279,315	142,225	567,244
Total	5,315,574	5,068,852	5,395,711

\* Reference to 'Other categories' refers to infringements issued for offences under various statutes related to categories such as animal, consumer safety and industry regulation, electoral, environment and pollution, excessive speed, drink and drug driving, local law and marine.

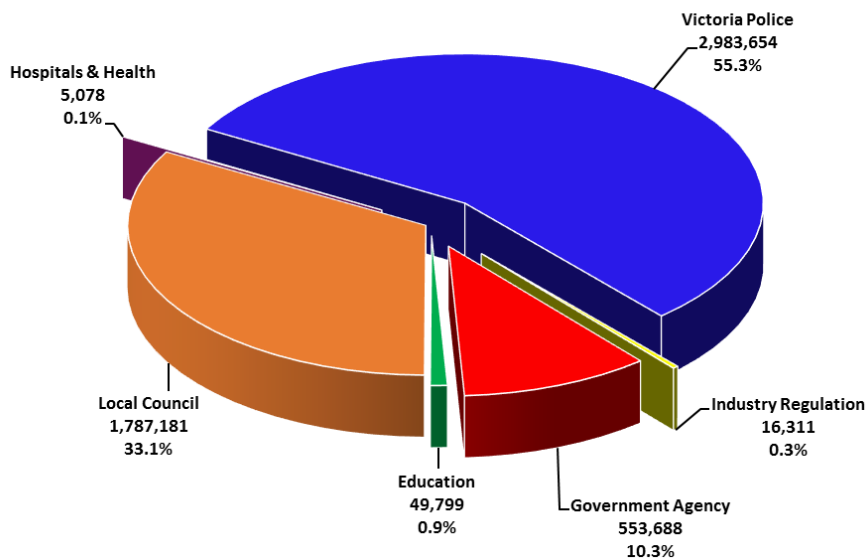
## 4.3 Infringements issued by agency type

Chart 2 shows the number and percentage of infringements issued by type of enforcement agency in 2016-17.

Victoria Police, which has wide powers to issue infringement notices in respect of a broad range of laws, continues to issue the majority of infringements (2.98 million in 2016-17).

Local councils issue the second largest number of infringement notices (1.79 million notices in 2016-17), the majority being for parking infringements, which is the second most common offence category.

**Chart 2: Infringements issued by type of enforcement agency, 2016-17**



Appendix 3 contains more detail on infringements issued by offence category and type.

## 5 Infringements and Road Safety

Road safety is a joint responsibility between Victoria's four road safety partners (Victoria Police, the department, VicRoads and the Transport Accident Commission). The infringements system continues to play a vital role in Victoria's road safety outcomes.

All Victorians are encouraged to play their part in reducing the road toll and making safer choices.

### 5.1 Road Safety Camera Commissioner

Mr John Voyage was appointed as the Road Safety Camera Commissioner on 6 April 2016.

Under the *Road Safety Camera Commissioner Act 2011*, the Road Safety Camera Commissioner is required to undertake reviews and assessments of Victoria's road safety camera system.

In the year 2016-17, the Office of the Road Safety Camera Commissioner conducted two major inquiries. These were inquiries into road safety cameras located on the Western Ring Road and Peninsula Link, respectively, and followed concerns regarding infringements issued to motorists.

In both instances, the Commissioner found that there were no system malfunctions and was satisfied that there was *"no evidence of any malfunction in the detection or processing of infringement data...to cause any inappropriate infringement notice to be sent out"*. The Commissioner also noted that the accuracy of the Victorian road safety camera systems remains of the highest standard.

The Commissioner highlighted that speed remains the most significant road safety issue and that Victorian drivers need to be more diligent with obeying the displayed speed limits, rather than driving at whatever speed they consider to be appropriate in the circumstances.

The Commissioner also completed an interim report into the viral infection of the fixed digital road safety camera system, which concluded that there was no evidence that infringement data for camera detected infringements had in any way been compromised.

Copies of the Road Safety Camera Commissioner's reports including his Annual Report can be found at [www.camerassavelives.vic.gov.au](http://www.camerassavelives.vic.gov.au).

## 5.2 Road safety infringements

The majority of infringements issued for 2016-17 (and previous years) were for traffic offences, including speeding, running red lights and using a mobile phone while driving. Infringement activities for road safety related offences over the past three financial years are shown in [Table 3](#).

**Table 3: Infringement activities for road safety related offences, 3-year comparison**

Category	Activity	2014-15	2015-16	2016-17
Traffic	Infringements Issued	3,131,324	3,003,520	2,894,440
	Infringements Withdrawn	139,315	124,506	67,028
	Official Warnings Issued	109,426	90,989	79,545
	Official Warnings Withdrawn	11	4	10
	Elections to go to Court	82,879	66,837	67,595
	Internal Reviews Decided	238,861	212,438	132,302
Excessive Speed, Drink & Drug Driving	Infringements Issued	35,965	35,332	38,358
	Infringements Withdrawn	4,142	4,067	3,353
	Official Warnings Issued	18	3	3
	Elections to go to Court	1,441	1,338	1,844

The 'Cameras Save Lives' website provides quarterly statistics on infringement volumes, the accuracy of road safety cameras and trends in infringement numbers over time. This information may be viewed on the 'Cameras Save Lives' website at [www.camerassavelives.vic.gov.au/](http://www.camerassavelives.vic.gov.au/).

## 6 Infringements and Local Councils

There are 79 local councils in Victoria who issue infringements for a range of offences. A list of local councils authorised to issue infringement notices is provided at **Appendix 2**.<sup>1</sup>

In 2016-17, local councils issued 1,787,181 million infringements, as shown in **Table 4**. Metropolitan councils issued the majority of these infringements (84.3 per cent) which is a similar figure to previous years.

**Table 4: Infringements issued by local councils, by type of council, 3-year comparison**

Infringements Issued	2014-15	2015-16	2016-17
Metro	1,403,560	1,500,592	1,507,063
Metro Fringe	110,690	116,327	127,019
Regional Centre	105,016	105,199	120,230
Large Rural	27,317	26,487	30,823
Small Rural	2,190	2,125	2,046
All Local Councils	1,648,773	1,750,730	1,787,181

For more details on infringements issued by local councils refer to **Appendix 3**.

<sup>1</sup> Councils throughout Victoria are classed according to the size of the population they serve: large rural, metropolitan, metropolitan fringe, regional centre or small rural.

## 7 Infringements and Options for Review

The decision to issue an infringement notice is discretionary. Enforcement agencies have the option of issuing an official warning, issuing an infringement or electing to prosecute the offence in the Magistrates' Court. For most infringement penalties, a person receiving the infringement has options including:

- ◆ pay the infringement penalty
- ◆ apply for an internal review
- ◆ ask for additional time to pay
- ◆ ask to pay by instalments
- ◆ elect to go to court

A person cannot negotiate with an enforcement agency to lower the infringement penalty amount as the infringement penalty for each offence is prescribed in the relevant legislation.

Legislative timeframes trigger enforcement actions when an infringement remains unpaid. The options outlined above, such as internal review and electing to contest the infringement offence in court, allow the initial decision to issue an infringement to be tested.

### 7.1 Electing to go to court

Individuals who receive an infringement notice can elect to go to court at any time prior to lodgement of an infringement penalty with the Infringements Court or, after 31 December 2017, registration by Fines Victoria. In 2016-17, there were 77,400 infringements contested in court, compared to 76,661 in the previous year, which is an increase of 0.96 per cent.

Table 5 below shows the number of elections to court over time.

**Table 5: Electing to go to court as proportion of infringements issued over time**

Infringement Activity	2007-08	2008-09	2009-10	2010-11	2011-12
Elections to go to Court	25,898	28,614	32,806	37,994	44,592
Infringements Issued	4,144,187	4,664,712	4,651,168	4,974,281	4,788,385
Percentage of Infringements Issued	0.6%	0.6%	0.7%	0.8%	0.9%
Infringement Activity	2012-13	2013-14	2014-15	2015-16	2016-17
Elections to go to Court	60,676	72,893	94,118	76,661	77,400
Infringements Issued	5,820,379	4,988,254	5,315,574	5,068,852	5,395,711
Percentage of Infringements Issued	1.0%	1.5%	1.8%	1.5%	1.4%

## 7.2 Internal Review

A person who receives an infringement notice has a right under the Infringements Act to have the issuing enforcement agency review the decision to issue the infringement notice. This process is known as 'internal review'.

A person or someone authorised to act on their behalf is entitled to apply for review of an infringement notice on any of the following grounds:

- (a) The infringement was issued contrary to law, or there was a mistake of identity in the infringement notice.
- (b) The person had special circumstances, defined in the Infringements Act as:
  - a mental or intellectual disability, disorder, disease or illness resulting in the person being unable to understand or control the conduct that constitutes the offence
  - a serious addiction to drugs, alcohol or a volatile substance resulting in the person being unable to understand or control the conduct that constitutes the offence
  - homelessness, where this results in the person being unable to control the conduct that constitutes the offence.
- (c) There are other 'exceptional circumstances' that justify withdrawing an infringement notice (for example where a person has enough awareness and self-control to normally be liable for his or her conduct, but it is appropriate in the particular circumstances to withdraw the infringement notice).

With the commencement of a number of the Fines Reform social justice initiatives, in addition to the above grounds, a person may also make an application for internal review on the ground of special circumstances under the category of family violence and on the ground of person unaware. However, the data in this report predates this reform.

The internal review framework enables the legitimacy of the original decision to issue an infringement notice to be tested independently and decisions overturned and infringement notices withdrawn, before any significant enforcement action has commenced.

The infringements system provides a process for internal review of most decisions relating to offences for which infringement notices can be issued. There are however a number of exceptions, with the right to an internal review not applying to offences such as those related to excessive speed, drink driving and drug driving.

In 2016-17, there were 474,466 applications for internal review. [Table 6](#) shows the number of internal review applications made on the grounds of exceptional circumstances, contrary to law, mistake of identity and special circumstances. The vast majority (86.6 per cent) of internal review applications were made on the ground of exceptional circumstances.

**Table 6: Number of internal review by grounds for review, 3-year comparison**

Grounds for Review	2014-15	2015-16	2016-17
Exceptional Circumstances	416,588	391,329	410,661
Contrary to Law	53,734	45,238	48,049
Mistake of Identity	6,600	7,126	6,476
Special Circumstances	5,715	10,137	9,280
Total Internal Reviews Determined	482,637	453,830	474,466

As shown below in

**Table 7**, the majority of internal reviews are sought for the most common type of infringement categories – traffic, parking and public transport offences.

**Table 7: Internal reviews by category of offence, over time**

Offence Category	2007-08	2008-09	2009-10	2010-11	2011-12
Traffic	136,058	145,598	148,626	139,272	175,922
Parking	166,817	168,332	161,539	165,906	168,938
Public Transport	33,262	35,417	29,778	20,589	32,873
Animal	8,515	5,815	6,842	7,038	7,870
Local Law	3,136	2,791	4,093	4,062	3,577
Other categories	4,128	9,969	6,446	59,870	5,182
All internal reviews decided	354,234	370,760	360,554	401,219	399,178
Offence Category	2012-13	2013-14	2014-15	2015-16	2016-17
Traffic	219,742	211,726	238,861	212,438	132,302
Parking	190,184	193,115	184,075	193,546	222,727
Public Transport	39,674	40,760	35,766	27,509	16,115
Animal	7,925	8,331	8,704	7,583	8,567
Local Law	4,457	4,104	3,870	3,676	5,439
Other categories	16,967	6,370	6,344	4,401	89,316
All internal reviews decided	482,574	469,093	482,637	453,830	474,466

\* Reference to 'Other categories' refers to infringements issued for offences under various statutes related to categories such as consumer safety and industry regulation, electoral, environment and pollution and marine.

After completing a review of the decision to issue an infringement notice, an enforcement agency has the option to:

- ◆ confirm the decision to issue the infringement notice
- ◆ refer the matter to court for hearing and determination
- ◆ withdraw the infringement notice and take no further action
- ◆ withdraw the infringement notice and issue an official warning instead.

When an agency confirms an infringement notice, a new date will be set for payment of the infringement penalty and a person must pay the penalty by that date or enforcement action will be taken.



Of 474,466 internal reviews in 2016-17, infringements were confirmed in 59.7 per cent of cases, with 24.7 per cent of infringements withdrawn and official warnings issued. A further 15.1 per cent of infringements were withdrawn without further action following an internal review. In the remaining 2,182 reviews, the matter was referred to court.

Table 8 represents the number of internal review decisions over time relative to the number of infringements.

**Table 8: Internal reviews over time**

Activity	2007-08	2008-09	2009-10	2010-11	2011-12
Confirm	170,148	194,668	187,528	210,001	210,556
Did not confirm	184,086	176,092	173,026	191,218	188,622
Confirm decisions as per cent of all the decisions	48.0%	52.5%	52.0%	52.3%	52.7%
Activity	2012-13	2013-14	2014-15	2015-16	2016-17
Confirm	243,462	259,301	251,238	239,586	283,347
Did not confirm	239,112	209,792	231,399	214,244	191,119
Confirm decisions as per cent of all the decisions	50.5%	55.3%	52.1%	52.8%	59.7%

\*Internal reviews that did not confirm the infringement include decisions to withdraw without taking further action, to withdraw and issue an official warning, or to refer the infringement offence to the Magistrates' Court.

### Special circumstances

The Infringements Act recognises there are circumstances in which a person's capacity to comply with a law or regulation is affected by reasons beyond that person's control.

The inclusion of 'special circumstances' as a ground of internal review in the Infringements Act ensures that vulnerable members of the community are not unfairly caught up in the infringements system, by providing sufficient flexibility for special circumstances to be considered in a review of the decision to issue the infringement notice.

The Attorney-General's Guidelines to the Infringements Act 2006 (the Attorney-General's Guidelines) encourage agencies to identify cases in which special circumstances may apply at an early stage in the infringements process.

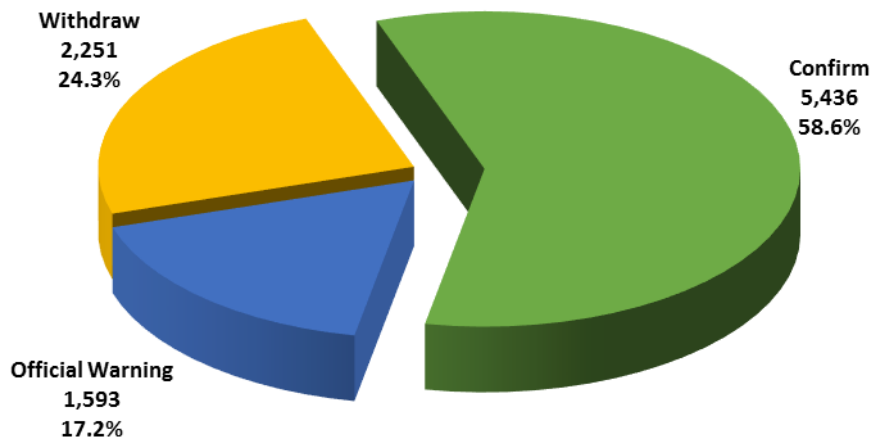
The aim of the special circumstances provisions in the Infringements Act is to encourage those people who cannot control or understand the nature or consequences of their behaviour to be diverted away from the criminal justice system at the earliest opportunity.

With the commencement of a number of the Fines Reform social justice initiatives on 1 July 2017, special circumstances has been expanded and now includes family violence as a category of special circumstance. However, the data in this report predates this reform.

Table 6 shows that the number of requests for internal reviews based on special circumstances decreased from 10,137 in 2015-16 to 9,280 in 2016-17. Of these, 58.6 per cent of infringements were confirmed – an increase from 50.1 per cent reported in 2015-16.

Chart 3 summarises internal review decisions on the ground of special circumstances.

**Chart 3: Special Circumstances Decisions 2016-17**



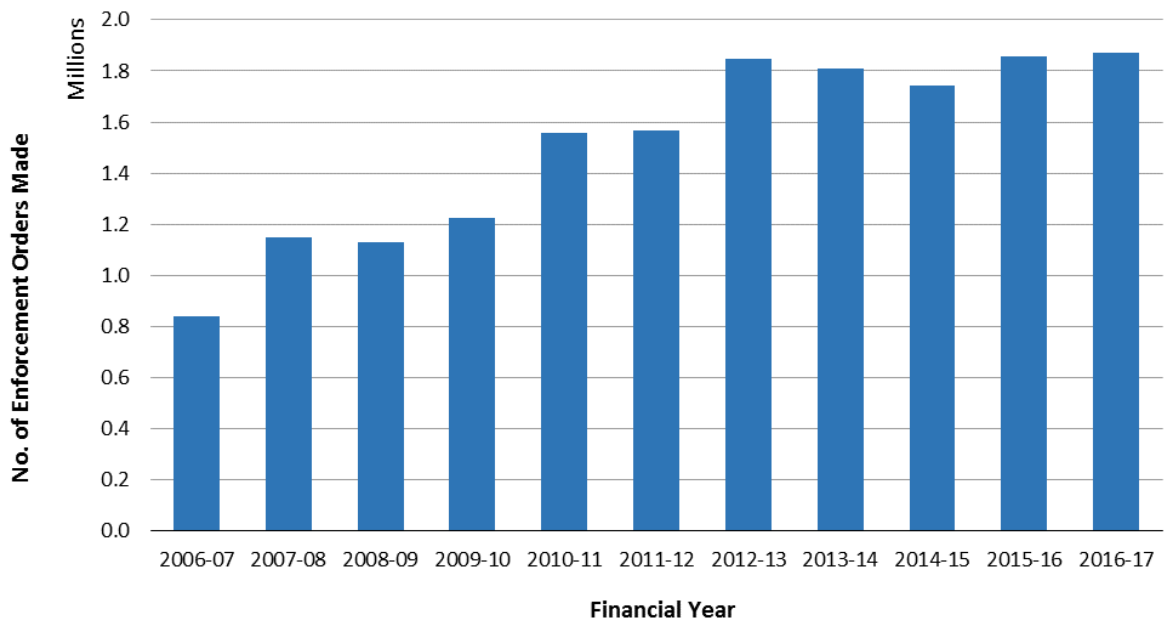
## 8 Enforcement Order Activity

Infringement notices that remain unpaid may be lodged by the enforcement agency with the Infringements Court. (As discussed at Section 2 above, with the commencement of Fines Reform, the Infringements Court has been replaced by Fines Victoria. This Annual Report, however, reflects the position before the commencement of the Fines Reform Act.) The Infringements Court could make an enforcement order to recoup the infringement fine. This required the person who received the infringement notice to pay the outstanding amount of the infringement fine together with any additional costs associated with making the order.

If an enforcement order remained unpaid, the Infringements Court would issue an infringement warrant, which authorised the Sheriff to use enforcement sanctions to recover the outstanding amount. Enforcement sanctions included suspension and non-renewal of a vehicle registration, wheel clamping of a vehicle and suspension of a drivers licence. Infringement warrants could also be executed by the seizure and sale of personal property and, for natural persons where there was insufficient property, by the arrest and bail of the person to appear in court.

Chart 4 shows the number of enforcement orders made from 2006-07 to 2016-17.

**Chart 4: Enforcement orders over time**



Further details on the Sheriff's enforcement powers are available from the department website at [www.justice.vic.gov.au](http://www.justice.vic.gov.au) and the fines website at [www.fines.vic.gov.au](http://www.fines.vic.gov.au).

## 9 Revocation Activity

Before Fines Reform, a person against whom an enforcement order was made could apply to an Infringements registrar for the order to be revoked. The person was required to state the grounds on which revocation was sought. If the Infringements registrar was satisfied there were sufficient grounds, the order would be revoked and parties notified of the decision.

The infringement matter was then referred to an open court hearing in the Magistrates' Court, unless the enforcement agency elected not to prosecute the offence.

If the application was refused and the enforcement order confirmed, the applicant could, subject to timeframes specified in the Infringements Act, request that the registrar refer the matter to the Magistrates' Court for the decision not to revoke the enforcement order to be reconsidered by a Magistrate.

In 2016-17, 1,870,362 enforcement orders were made, and 116,323 enforcement orders were revoked. Of those, 83.2 per cent were revoked by an infringements registrar and 16.8 per cent were revoked by the Magistrates' Court.

**Table 9: Enforcement orders, revocations and special circumstances revocations, over time**

Financial Year	Enforcement Orders Made	Enforcement Orders Revoked	Orders Revoked (Special Circumstances)
2016-17	1,870,362	116,323	63,019
2015-16	1,856,520	113,368	51,956
2014-15	1,743,988	113,890	69,808
2013-14	1,811,495	85,412	45,879
2012-13	1,848,784	51,911	26,108
2011-12	1,565,585	59,912	29,040
2010-11	1,559,261	56,968	29,330
2009-10	1,226,665	64,580	34,131
2008-09	1,129,275	58,989	26,544
2007-08	1,148,292	50,265	19,253
2006-07	837,735	33,486	15,004

### Revocation on the grounds of special circumstances

One ground for seeking revocation of an enforcement order was special circumstances. Applications for revocation where a person has special circumstances was made by the person who received the infringement notice or a person authorised to act on their behalf. As shown in [Table 9](#), enforcement orders revoked due to special circumstances were a significant proportion of all enforcement orders revoked, around 54.2 per cent in 2016-17.

## 10 Infringements and Financial Hardship

For people experiencing financial hardship, the Infringements Act provides options that include an extension of time to pay infringement penalties, payment by instalments and the option of expiating a penalty by undertaking community work. As noted at Section 2 above, with the commencement of a number of the Fines Reform social justice initiatives on 1 July 2017, the Work and Development Permit scheme now offers eligible people, including people experiencing acute financial hardship, the option of expiating their fines by undertaking activities and treatment under the supervision of a sponsor. However, the data in this report predates this reform.

### 10.1 Payment Plans and Payment Arrangements

A payment plan is an agreement between an enforcement agency and a person to vary the due date or method of payment of an infringement. A payment plan can be an instalment payment plan, an extension of time, or a payment arrangement that incorporates both an extension of time and instalments. Extension of time payment plans are the most commonly used option. A payment arrangement is an agreement between a person and the Director, Fines Victoria. Under Fines Reform, a person can now apply to consolidate different types of fines into a single payment arrangement managed by the Director, Fines Victoria.

Some individuals who take up payment plans default. During 2016-17, 54,625 payment plans were defaulted, comprising 8.7 per cent of the 628,297 payment plans that commenced during the year. [Table 10](#) shows payment plan information over the past three years.

Table 10: Payment plans, 3-year comparison

Number of Plans	2014-15	2015-16	2016-17
Payment Plan Applications	846,241	753,833	828,864
Payment Plans Offered	703,012	621,616	689,475
Payment Plans Commenced			
• Extension of Time	434,005	398,175	463,306
• Instalment	157,768	152,462	160,597
• Instalment and Extension	2,817	3,277	4,394
Total plans commenced	594,590	553,914	628,297
Payment Plans Defaulted	54,358	54,991	54,625
Defaulted plans as % of Commenced plans	9.1%	9.9%	8.7%

### 10.2 Payment Orders

Before the commencement of Fines Reform, a person who had an enforcement order made against them could apply to an Infringements Court registrar for a payment order. A payment order was made by the Infringements Court (now Fines Victoria) and provided additional time for a person to pay an enforcement order or to pay it by instalments. A payment order was able to be made at any time prior to the Sheriff seizing goods or arresting a person under an infringement warrant.

In 2016-17, there were 345,360 payment orders made, an increase of 2.56 per cent from 2015-16. In 2016-17, around 29.6 per cent of payment orders granted were for payment by instalments.

### 10.3 Community Work Permits

When a Sheriff's officer arrests a person under an infringement warrant because the person did not pay and did not have any personal possessions that could be seized to satisfy the outstanding amount, the Sheriff's officer could offer (with the person's consent to) a Community Work Permit (CWP). There is a cap on eligibility of up to 100 penalty units. For example, one penalty unit equals a low speeding infringement, which may be the equivalent of 8 hours of community work.

This arrangement is similar to a fine conversion order or a fine default unpaid community work order in that it allows a person to undertake community work in lieu of payment of the fine at the rate of one hour per 0.2 penalty units owing.<sup>2</sup>

CWPs are used as an alternative to imprisonment. A CWP enables someone to undertake community work to clear an outstanding infringement warrant. It is only available once it is determined that there is no property to be seized to pay off the infringement debt, and if the offender is eligible and the person consents to being released on a community work order.

Table 11 shows the number of CWPs undertaken over the last three reporting periods.

**Table 11: Number of Community Work Permits issued from 2014-15 to 2016-17**

Financial Year	Number of community work permits
2016-17	1,311
2015-16	1,577
2014-15	1,770

<sup>2</sup> Part 3B, Division 5 of the *Sentencing Act 1991*.

## Appendix 1 Overview of the Infringements System

### Infringements Act 2006 and Fines Reform Act

The Infringements Act provides the framework for the issuing, service and enforcement of infringement notices in Victoria. The Infringements Act is supported by the Infringements Regulations 2016.

As noted in Section 2 above, from 31 December 2017 the commencement of the Fines Reform Act established the new fines recovery model which built on and made improvements to the existing infringements framework including:

- ◆ shortened collection and enforcement timeframes for infringement fines
- ◆ more effective powers and sanctions to enforce unpaid fines
- ◆ consolidation of infringement fines and court fines into a single payment arrangement, and
- ◆ collection and enforcement of court fines by the Director,

The Attorney-General is the Minister responsible for the Infringements Act and the Fines Reform Act with general oversight of the infringements system.

The Fines Reform Act is supported by the Fines Reform Regulations 2017.

### Attorney-General's Guidelines

The Attorney-General's Guidelines explain the fundamental principles underpinning the Infringements Act. The purpose of these guidelines is to:

- ◆ assist enforcement agencies in meeting their responsibilities for issuing infringement notices for offences and for the enforcement of infringement notices, and
- ◆ set out the policy outlining which offences are appropriate to be dealt with by way of infringement notice and how that policy should be applied by agencies seeking to make new offences infringeable.

The Attorney-General's Guidelines are available from the department's website at [www.justice.vic.gov.au](http://www.justice.vic.gov.au).

### Role of the Department of Justice and Regulation

The department supports the Attorney-General and the Government in the administration of the Infringements Act, Fines Reform Act and the infringements system.

Enforcement agencies that propose to create new or to vary existing infringement offences must consult with the department's Infringement Management and Enforcement Services business unit. The role of Infringement Management and Enforcement Services includes to provide advice to the Attorney-General and the Government on infringements policy, scrutinise all proposals to introduce new infringement offences or review existing infringements, and provide information to stakeholders (such as enforcement agencies) on the operation of the infringements system.

### Infringements Policy

Annexure A of the Attorney-General's Guidelines outlines the current policy related to infringement offences. This policy requires that the department be consulted when new infringement offences are proposed by government agencies and outlines the principles used to determine the suitability of a particular offence for enforcement by infringement notice.

Agencies are expected to comply with this policy when proposing new infringement offences, as this will:

- ◆ ensure that infringement notices are used appropriately as an alternative way of dealing with certain offences
- ◆ ensure consistency in the use of infringement notices, crucial to maintaining public understanding of, support for and compliance with the infringements system, and
- ◆ maintain Victoria's high voluntary compliance rate with infringement notices.

For offences to become infringement offences, their suitability must be considered in terms of the gravity of the offence, clarity about what constitutes the offence, the level of the penalty and consequence of issuing an infringement notice or payment of an infringement penalty.

The department provides advice to legislating agencies on the suitability of certain offences for enforcement by infringement notice rather than prosecution in court. This involves consultation with government agencies about new policy initiatives, appropriate penalty levels and where applicable any operational issues.

During 2016-17, the department consulted with a number of government agencies on a range of offences including:

- ◆ road safety
- ◆ conservation, forests and lands
- ◆ domestic animals
- ◆ marine safety
- ◆ public transport, and
- ◆ wildlife.

## Infringements Court

Until 31 December 2017 the Infringements Court was a venue of the Magistrates' Court. It dealt with the processing and enforcement of infringement notices and penalties such as speed and red-light camera and parking fines.

The role of the Infringements Court was to enforce unpaid infringement fines lodged by enforcement agencies for offences (such as speeding, parking or littering) that have fixed penalties. The Infringements Court was designed to reduce the workload on judicial and administrative resources of the hearing courts without removing the right of any individual to appear before a magistrate.

As discussed above, pursuant to the Fines Reform Act, which commenced on 31 December 2017, the Infringements Court was replaced by the Director, Fines Victoria.

## Infringements Standing Advisory Committee (ISAC)

The Infringements Standing Advisory Committee (ISAC) is convened by the department and is made up of representatives from Victoria Police, state government agencies, local government agencies, the Infringements Court (or now Fines Victoria) and the Magistrates' Court, as well as other non-government community organisations (such as legal services).

ISAC provides an opportunity for stakeholders to meet and canvass a wide range of views on the infringements system and consider developments in infringements policy and practice.



## Enforcement agencies

Infringements may be issued by enforcement agencies upon detection of an infringement offence. Government agencies administer a number of primary Acts that create infringement offences. The infringement penalty amount is fixed in the relevant legislation that sets out the offence.

While there are many government agencies with legislative powers to issue infringements, not all do so.

There are over 120 enforcement agencies throughout Victoria, comprising state government (such as Victoria Police and the Department of Economic Development, Jobs, Transport and Resources), local government and some non-government agencies (such as hospitals and universities). Enforcement agencies must be authorised by or under legislation to issue infringement notices. A list of enforcement agencies issuing infringements in 2016-17 is included at **Appendix 2**.

## Community sector and industry organisations

Many community and industry sector organisations indirectly play an important role in the infringements system. Community sector organisations are involved in advocacy and support work, while there are a number of peak industry bodies that represent those with an interest in the infringements system. Some of these organisations include:

- ◆ Municipal Association of Victoria
- ◆ Local Government Professionals
- ◆ Justice Connect
- ◆ Federation of Community Legal Centres
- ◆ Youth Law
- ◆ Financial and Consumer Rights Council.

## Appendix 2 List of Enforcement Agencies

The following enforcement agencies were authorised to issue, withdraw and manage infringements during 2016-17.

### Government Agencies

Consumer Affairs Victoria	Department of Environment, Land, Water and Planning	VicRoads
Corrections Victoria	Department of Health & Human Services	Victoria Police including the Traffic Camera Office
Department of Economic Development, Jobs, Transport and Resources	Toll Enforcement Agency	Victorian Electoral Commission
Department of Education and Early Childhood Development		

### Local Councils

#### Large Rural

Bass Coast Shire Council	Golden Plains Shire Council	Moyne Shire Council
Baw Baw Shire Council	Horsham Rural City Council	Rural City Council Wangaratta
Campaspe Shire Council	Macedon Ranges Shire Council	South Gippsland Shire Council
Colac-Otway Shire Council	Mitchell Shire Council	Southern Grampians Shire Council
Corangamite Shire Council	Moirra Shire Council	Surf Coast Shire Council
East Gippsland Shire Council	Moorabool Shire Council	Swan Hill Rural City Council
Glenelg Shire Council	Mount Alexander Shire Council	Wellington Shire Council

#### Metropolitan

Banyule City Council	Glen Eira City Council	Monash City Council
Bayside City Council	Greater Dandenong City Council	Moonee Valley City Council
Boroondara City Council	Hobsons Bay City Council	Moreland City Council
Brimbank City Council	Kingston City Council	Port Phillip City Council
Cardinia Shire Council	Knox City Council	Stonnington City Council
City of Melbourne	Manningham City Council	Whitehorse City Council
Darebin City Council	Maribyrnong City Council	Yarra City Council
Frankston City Council	Maroondah City Council	

#### Metropolitan Fringe

City of Casey	Melton City Council	Wyndham City Council
City of Whittlesea	Mornington Peninsula Shire	Yarra Ranges Shire Council
Hume City Council	Nillumbik Shire Council	

#### Regional Centre

Ballarat City Council	Greater Shepparton City Council	Warrnambool City Council
City of Greater Bendigo	Latrobe City Council	Wodonga City Council

Geelong City Council	Mildura Rural Council	
<b>Small Rural</b>		
Alpine Shire Council	Hepburn Shire Council	Pyrenees Shire Council
Ararat Rural City Council	Hindmarsh Shire Council	Strathbogie Shire Council
Benalla Rural City Council	Indigo Shire Council	Towong Shire Council
Borough of Queenscliffe	Loddon Shire Council	West Wimmera Shire Council
Buloke Shire Council	Mansfield Shire Council	Yarriambiack Shire Council
Central Goldfields Shire Council	Murrindindi Shire Council	
Gannawarra Shire Council	Northern Grampians Shire Council	
<b>Education</b>		
Box Hill Institute of TAFE	Holmesglen TAFE	Royal Melbourne Institute of Technology
Chisholm Institute of TAFE	Kangan Institute	Swinburne University
Deakin University	La Trobe University	The University of Melbourne
Federation University	Melbourne Polytechnic	Victoria University
Goulburn Ovens Institute of TAFE	Monash University	
<b>Health Organisations</b>		
Barwon Health	Northern Health	Royal Women's Hospital
Bayside Health	Peninsula Health	
Monash Health	Royal Melbourne Hospital	
<b>Industry Regulation</b>		
Bus Safety Victoria	Metropolitan Fire Brigade	Port of Melbourne Corporation
Energy Safe Victoria	Mt Baw Baw Alpine Resort Management Board	Taxi Services Commission
Environment Protection Authority Victoria	Mt Buller & Mt Stirling Management	Transport Safety Victoria - Marine
Falls Creek Alpine Resort Management Board	Mt Hotham Alpine Resort Management Board	Victorian Commission for Gambling and Liquor Regulation
Melbourne Market Authority	Parks Victoria	

## Appendix 3 Additional Tables

### List of appendix tables

Table 12: Infringements issued by offence [category](#)

Table 13: Infringements issued by Victoria [Police](#)

Table 14: Infringements issued by local councils

Table 15: Infringements issued by education enforcement agencies

Table 16: Infringements issued by health enforcement agencies

Table 17: Infringements issued by government enforcement agencies

Table 18: Infringements issued by industry regulation enforcement agencies

Table 19: Infringement activity by Victoria [Police](#)

Table 20: Infringement activity by local councils

Table 21: Infringement activity by education enforcement agencies

Table 22: Infringement activity by health enforcement agencies

Table 23: Infringement activity by government enforcement agencies

Table 24: Infringement activity by industry regulation enforcement agencies

Table 25: Infringements issued by offence category – metropolitan local [councils](#)

Table 26: Infringements issued by offence category – regional centre local councils

Table 27: Infringements issued by offence category – metro fringe local councils

Table 28: Infringements issued by offence category – large rural local councils

Table 29: Infringements issued by offence category – small rural local councils

Table 30: Infringement activity for metropolitan local [councils](#)

Table 31: Infringement activity for regional centre local councils

Table 32: Infringement activity for metro fringe local councils

Table 33: Infringement activity for large rural local councils

Table 34: Infringement activity for small rural local councils

## Infringements issued by offence category

**Table 12: Infringements issued by offence category**

Offence Category	2014-15		2015-16		2016-17	
	Infringements Issued	Per Cent	Infringements Issued	Per Cent	Infringements Issued	Per Cent
Traffic	3,131,324	58.9%	3,003,520	59.3%	2,894,440	53.6%
Parking	1,675,744	31.5%	1,769,617	34.9%	1,815,289	33.6%
Public Transport	229,191	4.3%	153,490	3.0%	118,738	2.2%
Electoral	133,883	2.5%	7,374	0.1%	430,420	8.0%
Excessive Speed Drink & Drug Driving	35,965	0.7%	35,332	0.7%	38,358	0.7%
Animal	34,254	0.6%	32,959	0.7%	35,661	0.7%
Environment & Pollution	24,444	0.5%	19,637	0.4%	15,356	0.3%
Local Law	16,625	0.3%	17,783	0.4%	18,921	0.4%
Trial Offence	6,777	0.1%	5,257	0.1%	5,372	0.1%
Consumer Safety & Industry Regulation	3,528	0.1%	3,456	0.1%	2,821	0.1%
Marine	2,923	0.1%	2,586	0.1%	2,327	0.0%
Other	20,916	0.4%	17,841	0.4%	18,008	0.3%
Infringements issued (total)	5,315,574	100.0%	5,068,852	100.0%	5,395,711	100.0%

## Enforcement agency types – infringements issued by category

**Table 13: Infringements issued by Victoria Police**

Victoria Police			
Offence Category	2014-15	2015-16	2016-17
Traffic	3,128,055	3,000,375	2,891,076
Excessive Speed Drink & Drug Driving	35,960	35,318	38,344
Parking	20,294	18,655	21,145
Public Transport	20,975	14,278	10,491
Trial Offence	6,767	5,249	5,367
Marine	2,673	2,428	2,248
Consumer Safety & Industry Regulation	1,904	1,486	1,406
Environment & Pollution	1,363	1,105	1,043
Other	15,154	13,067	12,534
Total Infringements Issued	3,233,145	3,091,961	2,983,654

**Table 14: Infringements issued by local councils**

Local Councils (all types)			
Offence Category	2014-15	2015-16	2016-17
Parking	1,589,947	1,693,426	1,726,835
Animal	34,254	32,959	35,652
Local Law	16,625	17,783	18,921
Environment & Pollution	4,268	3,490	2,236
Consumer Safety & Industry Regulation	125	101	152
Electoral	1	45	0
Marine	20	0	0
Other	3,533	2,926	3,385
<b>Total Infringements Issued</b>	<b>1,648,773</b>	<b>1,750,730</b>	<b>1,787,181</b>

**Table 15: Infringements issued by education enforcement agencies**

Education			
Offence Category	2014-15	2015-16	2016-17
Parking	41,173	40,326	49,799
<b>Total Infringements Issued</b>	<b>41,173</b>	<b>40,326</b>	<b>49,799</b>

**Table 16: Infringements issued by health enforcement agencies**

Health			
Offence Category	2014-15	2015-16	2016-17
Parking	6,951	5,430	5,078
<b>Total Infringements Issued</b>	<b>6,951</b>	<b>5,430</b>	<b>5,078</b>

**Table 17: Infringements issued by government enforcement agencies**

Government Agency			
Offence Category	2014-15	2015-16	2016-17
Electoral	133,882	7,329	430,420
Public Transport	208,216	139,212	108,247
Parking	6,616	8,933	9,321
Traffic	3,174	3,073	3,326
Environment & Pollution	704	406	254
Consumer Safety & Industry Regulation	227	247	220
Marine	230	158	79
Excessive Speed Drink & Drug Driving	5	14	14
Animal	0	0	9
Trial Offence	8	3	4
Other	2,225	1,842	1,794

Government Agency			
Total Infringements Issued	355,287	161,217	553,688

**Table 18: Infringements issued by industry regulation enforcement agencies**

Industry Regulation			
Offence Category	2014-15	2015-16	2016-17
Environment & Pollution	18,109	14,636	11,823
Parking	10,763	2,847	3,111
Consumer Safety & Industry Regulation	1,272	1,622	1,043
Traffic	94	72	38
Trial Offence	2	5	1
Marine	0	0	0
Animal	0	0	0
Local Law	0	0	0
Other	5	6	295
Total Infringements Issued	30,245	19,188	16,311

## Enforcement agency types – infringements activity

**Table 19: Infringement activity by Victoria Police**

Victoria Police			
Infringement Activity	2014-15	2015-16	2016-17
Infringements Issued	3,233,145	3,091,961	2,983,654
Infringements Withdrawn	145,102	130,838	113,925
Official Warnings Issued	110,011	91,471	79,700
Official Warnings Withdrawn	11	4	10
Elections to go to Court	85,968	69,531	70,617
Internal Reviews Decided	248,229	220,690	215,362
Payment Plan Applications	782,485	689,896	768,917
Payment Plans Offered	638,177	555,237	629,559
Payment Plans Commenced	538,851	498,401	568,938
Payment Plans Defaulted	48,549	49,648	49,135

**Table 20: Infringement activity by local councils**

<b>Local Councils (all types)</b>			
<b>Infringement Activity</b>	<b>2014-15</b>	<b>2015-16</b>	<b>2016-17</b>
Infringements Issued	1,648,773	1,750,730	1,787,181
Infringements Withdrawn	100,175	104,027	95,486
Official Warnings Issued	44,487	46,584	48,796
Official Warnings Withdrawn	1,152	1,476	543
Elections to go to Court	2,777	2,979	3,916
Internal Reviews Decided	184,261	193,546	218,494
Payment Plan Applications	43,834	43,110	50,379
Payment Plans Offered	45,032	45,642	50,243
Payment Plans Commenced	41,926	44,908	50,427
Payment Plans Defaulted	5,397	4,896	4,961

**Table 21: Infringement activity by education enforcement agencies**

<b>Education</b>			
<b>Infringement Activity</b>	<b>2014-15</b>	<b>2015-16</b>	<b>2016-17</b>
Infringements Issued	41,173	40,326	49,799
Infringements Withdrawn	4,618	6,324	10,580
Official Warnings Issued	2,486	2,878	3,320
Official Warnings Withdrawn	0	2	0
Elections to go to Court	1,877	2,184	1,425
Internal Reviews Decided	7,650	7,381	13,856
Payment Plan Applications	278	325	390
Payment Plans Offered	278	326	390
Payment Plans Commenced	278	325	390
Payment Plans Defaulted	50	97	109



**Table 22: Infringement activity by health enforcement agencies**

<b>Health</b>			
<b>Infringement Activity</b>	<b>2014-15</b>	<b>2015-16</b>	<b>2016-17</b>
Infringements Issued	6,951	5,430	5,078
Infringements Withdrawn	1,206	1,211	1,329
Official Warnings Issued	22	0	0
Elections to go to Court	10	2	2
Internal Reviews Decided	1,536	1,329	1,160
Payment Plan Applications	28	36	17
Payment Plans Offered	28	36	17
Payment Plans Commenced	28	36	17
Payment Plans Defaulted	12	24	10

**Table 23: Infringement activity by government enforcement agencies**

<b>Government Agency</b>			
<b>Infringement Activity</b>	<b>2014-15</b>	<b>2015-16</b>	<b>2016-17</b>
Infringements Issued	355,287	161,217	553,688
Infringements Withdrawn	49,290	39,519	50,713
Official Warnings Issued	22,235	22,717	40,816
Official Warnings Withdrawn	2	0	0
Elections to go to Court	3,314	1,832	1,281
Internal Reviews Decided	38,418	29,377	23,908
Payment Plan Applications	17,749	19,055	8,387
Payment Plans Offered	17,664	19,012	8,380
Payment Plans Commenced	12,328	9,069	7,834
Payment Plans Defaulted	141	153	66

**Table 24: Infringement activity by industry regulation enforcement agencies**

Industry Regulation			
Infringement Activity	2014-15	2015-16	2016-17
Infringements Issued	30,245	19,188	16,311
Infringements Withdrawn	7,542	5,567	4,713
Official Warnings Issued	1,160	698	558
Official Warnings Withdrawn	1	68	0
Elections to go to Court	172	133	159
Internal Reviews Decided	2,543	1,507	1,686
Payment Plan Applications	1,867	1,411	774
Payment Plans Offered	1,833	1,363	886
Payment Plans Commenced	1,179	1,175	691
Payment Plans Defaulted	209	173	344

## Local councils – Infringements issued by category

**Table 25: Infringements issued by offence category – metropolitan local councils**

Metro			
Infringements Issued	2014-15	2015-16	2016-17
Parking	1,378,385	1,476,458	1,483,331
Animal	11,788	11,398	11,662
Local Law	8,317	8,438	9,030
Environment & Pollution	3,516	2,928	1,444
Consumer Regulation Safety & Industry	29	8	6
Electoral	0	0	0
Marine	20	0	0
Other	1,505	1,362	1,590
Total Infringements Issued	1,403,560	1,500,592	1,507,063

**Table 26: Infringements issued by offence category – regional centre local councils**

Regional Centre			
Infringements Issued	2014-15	2015-16	2016-17
Parking	97,694	98,140	111,866
Animal	5,883	5,957	7,227
Local Law	1,001	709	665
Environment & Pollution	205	135	244
Consumer Regulation    Safety    &    Industry	8	22	82
Other	225	236	146
<b>Total Infringements Issued</b>	<b>105,016</b>	<b>105,199</b>	<b>120,230</b>

**Table 27: Infringements issued by offence category – metro fringe local councils**

Metro Fringe			
Infringements Issued	2014-15	2015-16	2016-17
Parking	90,105	95,808	105,324
Animal	12,589	11,805	12,504
Local Law	6,463	7,645	7,904
Environment & Pollution	457	368	342
Consumer Regulation    Safety    &    Industry	74	64	45
Other	1,002	637	900
<b>Total Infringements Issued</b>	<b>110,690</b>	<b>116,327</b>	<b>127,019</b>

**Table 28: Infringements issued by offence category – large rural local councils**

Large Rural			
Infringements Issued	2014-15	2015-16	2016-17
Parking	22,261	21,646	25,150
Animal	3,519	3,308	3,709
Local Law	782	893	1,164
Environment & Pollution	85	58	201
Consumer Regulation    Safety    &    Industry	14	7	19
Electoral	1	45	0
Other	655	530	580
<b>Total Infringements Issued</b>	<b>27,317</b>	<b>26,487</b>	<b>30,823</b>

**Table 29: Infringements issued by offence category – small rural local councils**

<b>Small Rural</b>			
<b>Infringements Issued</b>	<b>2014-15</b>	<b>2015-16</b>	<b>2016-17</b>
Parking	1,502	1,374	1,164
Animal	475	491	550
Local Law	62	98	158
Environment & Pollution	5	1	5
Electoral	0	0	0
Marine	0	0	0
Other	146	161	169
<b>Total Infringements Issued</b>	<b>2,190</b>	<b>2,125</b>	<b>2,046</b>

## Local councils – infringements activity

**Table 30: Infringement activity for metropolitan local councils**

<b>Metro</b>			
<b>Infringement Activity</b>	<b>2014-15</b>	<b>2015-16</b>	<b>2016-17</b>
Infringements Issued	1,403,560	1,500,592	1,507,063
Infringements Withdrawn	79,115	82,793	74,574
Official Warnings Issued	29,690	31,712	31,994
Official Warnings Withdrawn	532	283	462
Elections to go to Court	2,096	2,070	2,882
Internal Reviews Decided	151,760	161,916	160,419
Payment Plan Applications	33,708	33,350	39,740
Payment Plans Offered	35,092	35,652	39,551
Payment Plans Commenced	32,742	35,678	40,377
Payment Plans Defaulted	3,594	3,183	3,354

**Table 31: Infringement activity for regional centre local councils**

<b>Regional Centre</b>			
<b>Infringement Activity</b>	<b>2014-15</b>	<b>2015-16</b>	<b>2016-17</b>
Infringements Issued	105,016	105,199	120,230
Infringements Withdrawn	8,429	7,529	8,001
Official Warnings Issued	7,447	7,071	8,517
Official Warnings Withdrawn	583	1,069	14
Elections to go to Court	25	31	112
Internal Reviews Decided	12,533	11,401	13,771
Payment Plan Applications	3,110	3,266	4,234
Payment Plans Offered	3,107	3,250	3,934
Payment Plans Commenced	3,076	3,074	3,722
Payment Plans Defaulted	608	439	734

**Table 32: Infringement activity for metro fringe local councils**

<b>Metro Fringe</b>			
<b>Infringement Activity</b>	<b>2014-15</b>	<b>2015-16</b>	<b>2016-17</b>
Infringements Issued	110,690	116,327	127,019
Infringements Withdrawn	8,067	9,367	8,538
Official Warnings Issued	5,502	6,249	6,390
Official Warnings Withdrawn	1	3	16
Elections to go to Court	461	529	534
Internal Reviews Decided	15,267	15,589	38,888
Payment Plan Applications	6,334	5,755	5,600
Payment Plans Offered	6,192	6,010	5,984
Payment Plans Commenced	5,499	5,495	5,596
Payment Plans Defaulted	1,119	1,162	725

**Table 33: Infringement activity for large rural local councils**

<b>Large Rural</b>			
<b>Infringement Activity</b>	<b>2014-15</b>	<b>2015-16</b>	<b>2016-17</b>
Infringements Issued	27,317	26,487	30,823
Infringements Withdrawn	4,315	4,094	4,150
Official Warnings Issued	1,791	1,482	1,874
Official Warnings Withdrawn	36	121	7
Elections to go to Court	177	247	276
Internal Reviews Decided	4,456	4,385	5,078
Payment Plan Applications	626	702	740
Payment Plans Offered	593	702	714
Payment Plans Commenced	557	627	673
Payment Plans Defaulted	69	102	141

**Table 34: Infringement activity for small rural local councils**

<b>Small Rural</b>			
<b>Infringement Activity</b>	<b>2014-15</b>	<b>2015-16</b>	<b>2016-17</b>
Infringements Issued	2,190	2,125	2,046
Infringements Withdrawn	249	244	223
Official Warnings Issued	57	70	21
Official Warnings Withdrawn	0	0	44
Elections to go to Court	18	102	112
Internal Reviews Decided	245	255	338
Payment Plan Applications	56	37	65
Payment Plans Offered	48	28	60
Payment Plans Commenced	52	34	59
Payment Plans Defaulted	7	10	7